

# Maryland

## 2018 Snapshot of Custodians

**167,768**

Custodians with a Case

**100%**

of the July 2018 Caseload

**96%**

are women

**65%**

are African American

**39 years**

was the average age

**7%**

were not biological parents

**1** child support case (average)

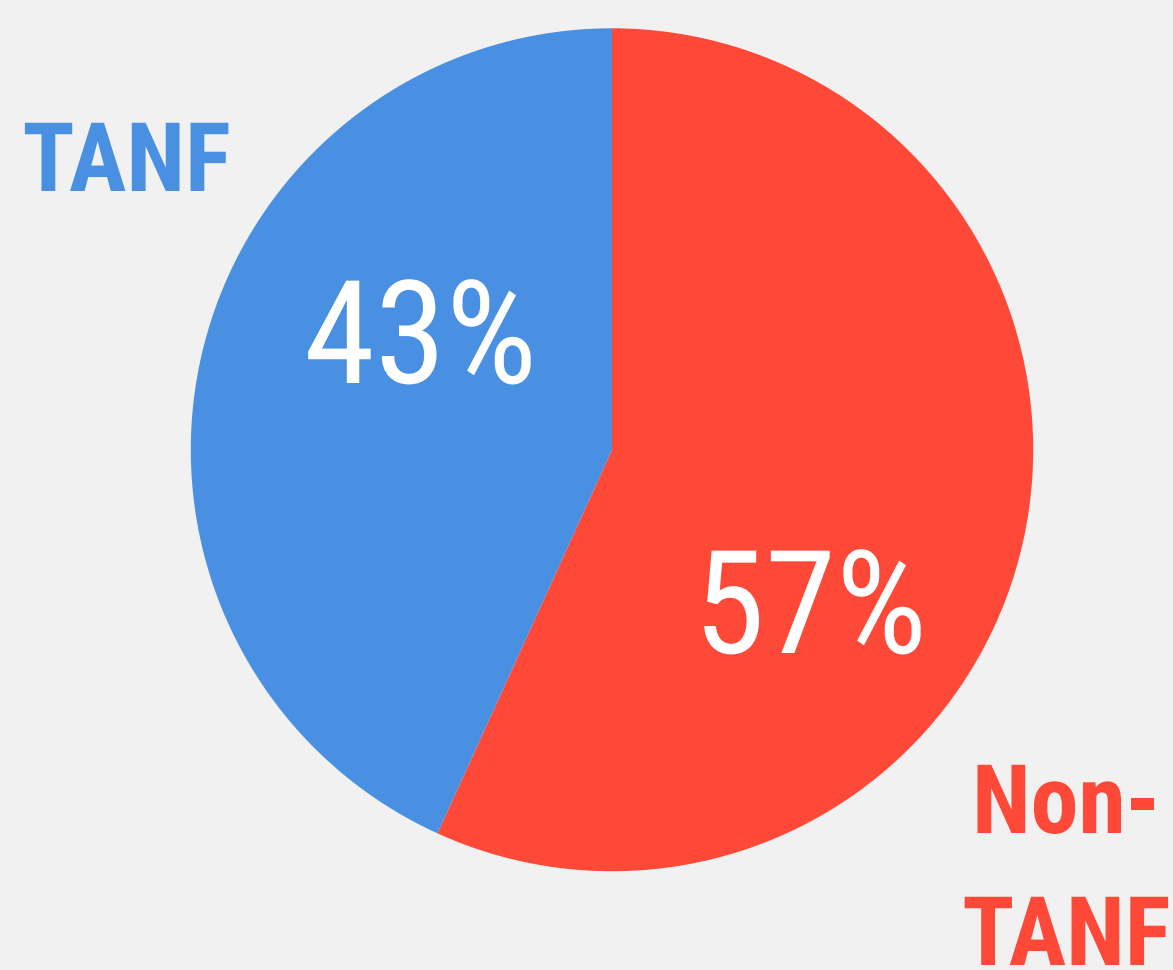
**1** child (average)

**57%** were employed

**\$28,686**

were the median annual earnings among those employed

More than **two in five** custodians have received **TANF** in the past 20 years



Custodians were owed an annual average of **\$5,500** in current support in one year

**67%**

Percent of custodians owed current support

Custodians were owed a median of **\$6,106** in arrears

**72%**

Percent of custodians owed arrears

Custodians received an average annual payment of **\$6,571**

**87%**

Percent receiving a payment

**60%**

Percent of support received

Child support payments boosted employed custodians' income by **29%**



More than **one in 10** custodians had support retained by the state

**13%**

**\$1,270**

Average annual payment retained by the state

# Maryland

## Custodian Snapshots by TANF Status, 2018

### TANF

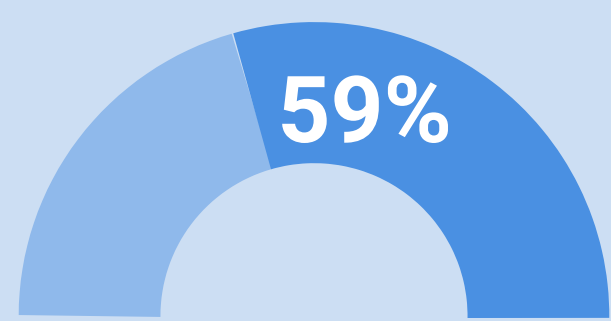
History of receipt in the previous 20 years

**97%**  
are women

**77%**  
are African American

**38 years**  
was the average age

**13%**  
were not biological parents



were employed at  
some point in the  
prior year

**\$20,436**

Median annual  
earnings among  
employed custodians

**1** child support case

**2** children

**\$4,120** Average current  
support due

**\$7,506** Median arrears balance

Custodians received an average of **\$5,266**




Percent receiving  
a payment



Percent of support  
received

Child support  
payments boosted  
employed  
custodians'  
income by **27%**



**Three in 10** custodians had support  
retained by the state



**\$1,298**

Average annual payment  
retained by the state

### Non-TANF

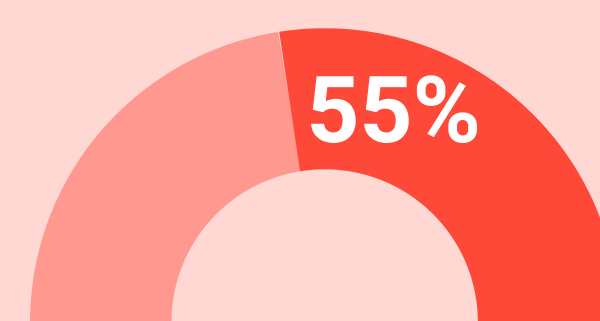
No history of receipt in the previous 20 years

**94%**  
are women

**54%**  
are African American

**40 years**  
was the average age

**3%**  
were not biological parents



were employed at  
some point in the  
prior year

**\$36,223**

Median annual  
earnings among  
employed custodians

**1** child support case

**1** child

**\$6,342** Average current  
support due

**\$5,362** Median arrears balance

Custodians received an average of **\$7,307**

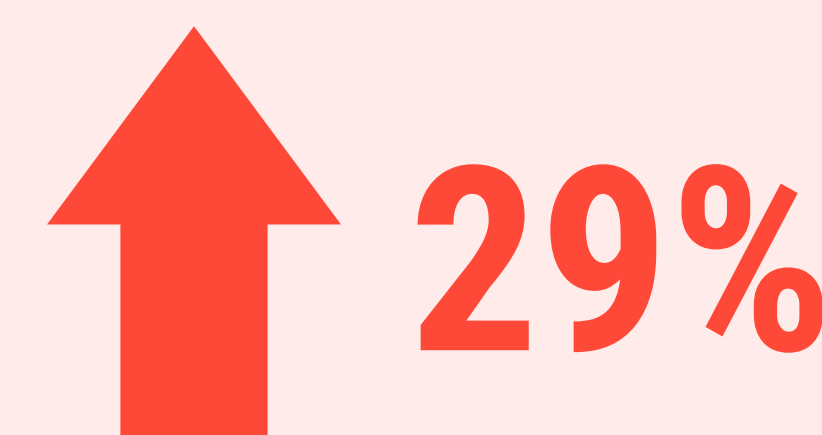


Percent receiving  
a payment



Percent of support  
received

Child support  
payments boosted  
employed  
custodians'  
income by **29%**



**Very few** custodians had support  
retained by the state



**\$1,022**

Average annual payment  
retained by the state

Data are based on a sample of 18,162 custodians who had an active child support case in July 2018. Payments are based on data between July 2017 and June 2018. TANF receipt is based only on participation in Maryland. Employment and median earnings are based on jobs covered by Unemployment Insurance in Maryland between July 2017 and June 2018.

For the full report on custodians, please visit <https://familywelfare.umaryland.edu/reports1/ProfileofCustodiansJuly2018.pdf>



For more information, contact Letitia Logan Passarella:  
llogan@ssw.umaryland.edu | 410.706.2479



# Allegany County

## 2018 Snapshot of Custodians

**2,272**

Custodians with a Case

**1%**

of the July 2018 Caseload

**94%**  
are  
women

**92%**  
are  
Caucasian

**38 years**  
was the  
average age

**7%**  
were not  
biological parents

**1** child support  
case (average)

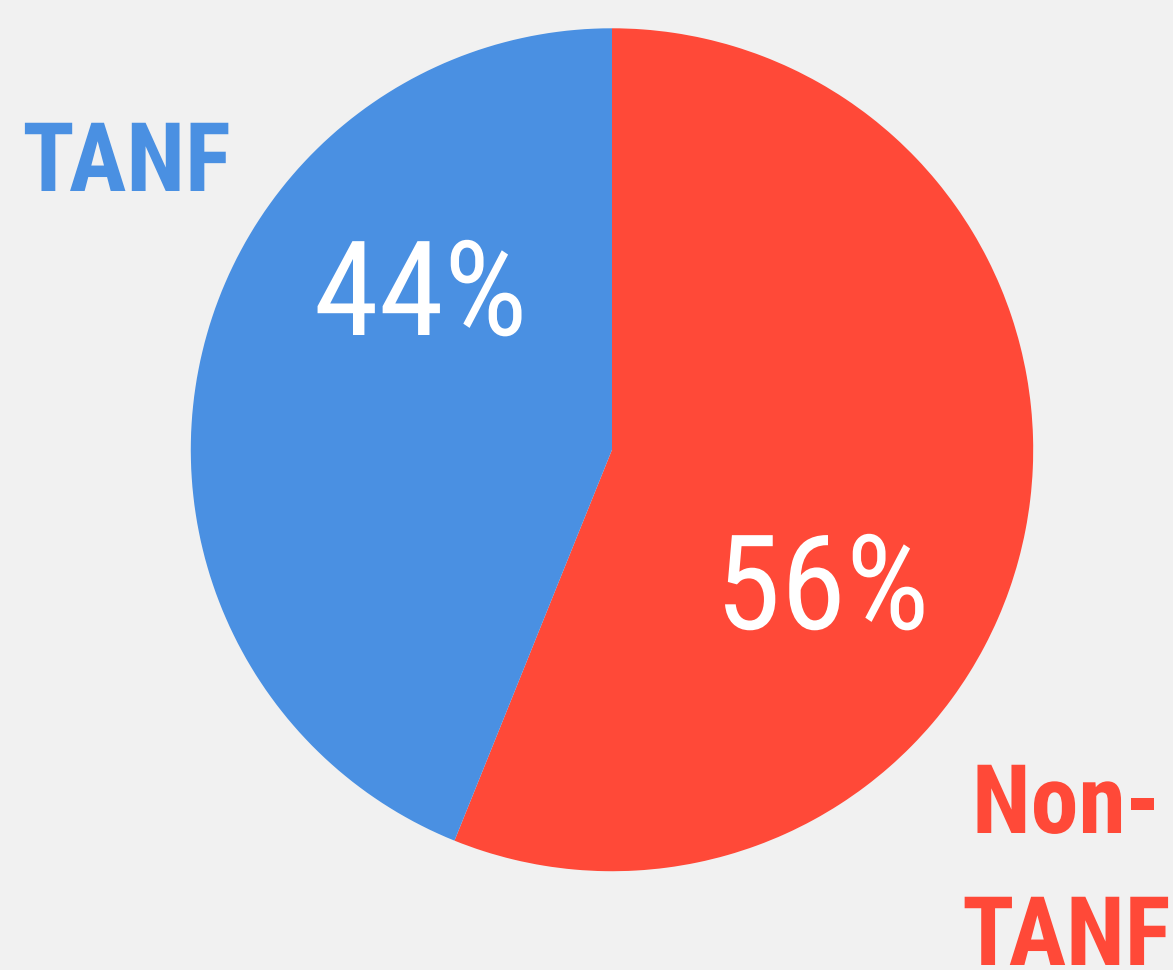
**1** child (average)

**56%** were employed

**\$20,307**

were the median annual earnings  
among those employed

More than **two in five** custodians have received **TANF** in the past 20 years



Custodians were owed an annual average of **\$4,207** in current support in one year

**71%**

Percent of  
custodians owed  
current support

Custodians were owed a median  
of **\$3,092** in arrears

**71%**

Percent of  
custodians owed  
arrears

Custodians received an average annual payment of **\$4,939**

**92%**

Percent receiving  
a payment

**63%**

Percent of  
support received

Child support payments  
boosted employed  
custodians' income by **31%**



**One in five** custodians had support  
retained by the state

**19%**

**\$1,261**

Average annual payment retained  
by the state

# Allegany County

## Custodian Snapshots by TANF Status, 2018

### TANF

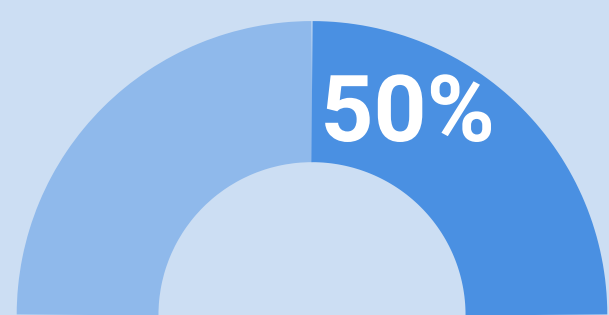
History of receipt in the previous 20 years

**96%**  
are women

**88%**  
are Caucasian

**38 years**  
was the average age

**13%**  
were not biological parents



were employed at  
some point in the  
prior year

**\$15,621**

Median annual  
earnings among  
employed custodians

**1** child support case

**1** child


**\$3,193** Average current  
support due

**\$3,294** Median arrears balance

Custodians received an average of **\$4,016**




Percent receiving  
a payment



Percent of support  
received

Child support  
payments boosted  
employed  
custodians'  
income by **33%**



More than **two in five** custodians had  
support retained by the state



**\$1,254**

Average annual payment  
retained by the state

### Non-TANF

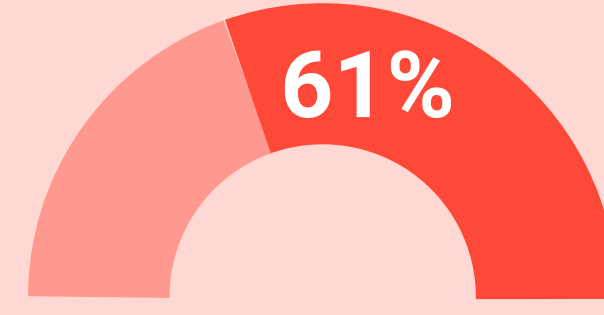
No history of receipt in the previous 20 years

**93%**  
are women

**96%**  
are Caucasian

**37 years**  
was the average age

**2%**  
were not biological parents



were employed at  
some point in the  
prior year

**\$23,162**

Median annual  
earnings among  
employed custodians

**1** child support case

**1** child

**\$4,809** Average current  
support due

**\$3,014** Median arrears balance

Custodians received an average of **\$5,496**



Percent receiving  
a payment



Percent of support  
received

Child support  
payments boosted  
employed  
custodians'  
income by **31%**



**Very few** custodians had support  
retained by the state



**\$1,408**

Average annual payment  
retained by the state

Data are based on a sample of 724 custodians who had an active child support case in July 2018. Payments are based on data between July 2017 and June 2018. TANF receipt is based only on participation in Maryland. Employment and median earnings are based on jobs covered by Unemployment Insurance in Maryland between July 2017 and June 2018.

For the full report on custodians, please visit  
<https://familywelfare.umaryland.edu/reports1/ProfileofCustodiansJuly2018.pdf>



For more information, contact Letitia Logan Passarella:  
llogan@ssw.umaryland.edu | 410.706.2479



# Anne Arundel County

## 2018 Snapshot of Custodians

**12,038**

Custodians with a Case

**7%**

of the July 2018 Caseload

**94%**

are women

**50%**

are Caucasian

**40 years**

was the average age

**5%**

were not biological parents

**1** child support case (average)

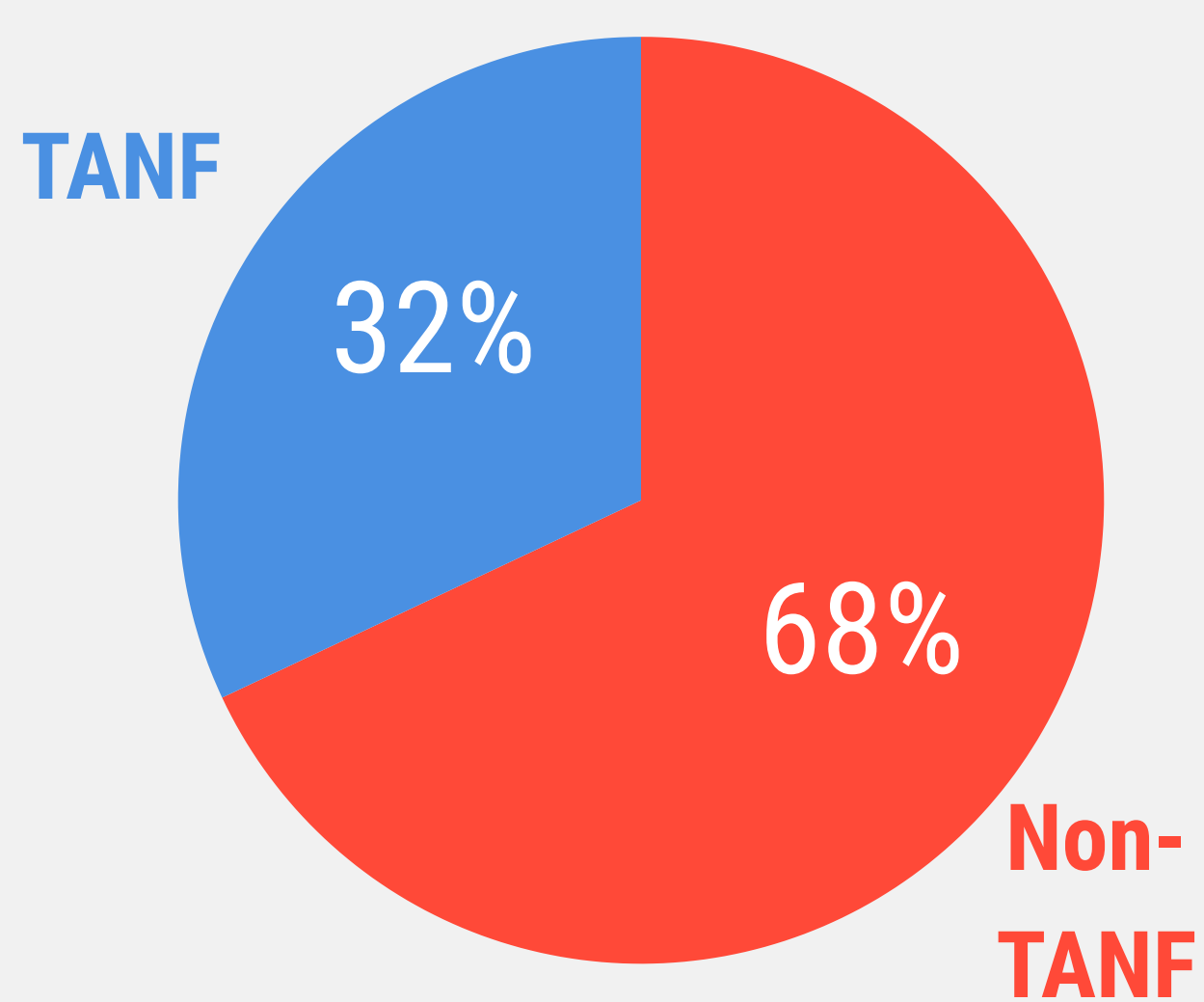
**1** child (average)

**59%** were employed

**\$32,971**

were the median annual earnings among those employed

**One in three** custodians have received **TANF** in the past 20 years



Custodians were owed an annual average of **\$6,318** in current support in one year

**74%**

Percent of custodians owed current support

Custodians were owed a median of **\$7,414** in arrears

**75%**

Percent of custodians owed arrears

Custodians received an average annual payment of **\$7,389**

**87%**

Percent receiving a payment

**61%**

Percent of support received

Child support payments boosted employed custodians' income by **29%**



Less than **one in 10** custodians had support retained by the state

**7%**

**\$1,336**

Average annual payment retained by the state

# Anne Arundel County

## Custodian Snapshots by TANF Status, 2018

### TANF

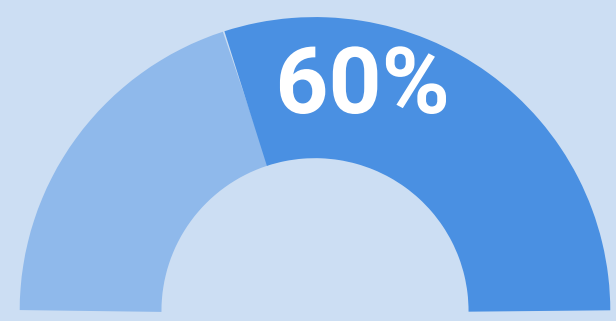
History of receipt in the previous 20 years

**97%**  
are women

**61%**  
are African American

**39 years**  
was the average age

**10%**  
were not biological parents



were employed at  
some point in the  
prior year

**\$23,692**

Median annual  
earnings among  
employed custodians

**1** child support case

**2** children


**\$4,927** Average current  
support due

**\$8,953** Median arrears balance

Custodians received an average of **\$6,120**




Percent receiving  
a payment



Percent of support  
received

Child support  
payments boosted  
employed  
custodians' income  
by **32%**



**One in five** custodians had support  
retained by the state



**\$1,310**

Average annual payment  
retained by the state

### Non-TANF

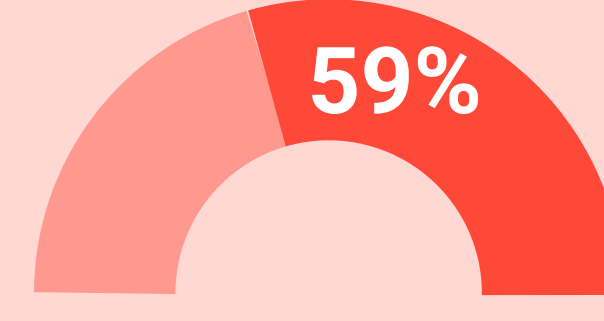
No history of receipt in the previous 20 years

**93%**  
are women

**57%**  
are Caucasian

**40 years**  
was the average age

**2%**  
were not biological parents



were employed at  
some point in the  
prior year

**\$38,938**

Median annual  
earnings among  
employed custodians

**1** child support case

**1** child

**\$6,879** Average current  
support due

**\$6,613** Median arrears balance

Custodians received an average of **\$7,852**




Percent receiving  
a payment



Percent of support  
received

Child support  
payments boosted  
employed  
custodians' income  
by **28%**



**Very few** custodians had support  
retained by the state



**\$1,583**

Average annual payment  
retained by the state

Data are based on a sample of 980 custodians who had an active child support case in July 2018. Payments are based on data between July 2017 and June 2018. TANF receipt is based only on participation in Maryland. Employment and median earnings are based on jobs covered by Unemployment Insurance in Maryland between July 2017 and June 2018.

For the full report on custodians, please visit  
<https://familywelfare.umaryland.edu/reports1/ProfileofCustodiansJuly2018.pdf>



For more information, contact Letitia Logan Passarella:

[llogan@ssw.umaryland.edu](mailto:llogan@ssw.umaryland.edu) | 410.706.2479



# Baltimore City

## 2018 Snapshot of Custodians

**42,102**

Custodians with a Case

**25%**

of the July 2018 Caseload

**98%**

are women

**92%**

are African American

**39 years**

was the average age

**12%**

were not biological parents

**1** child support case (average)

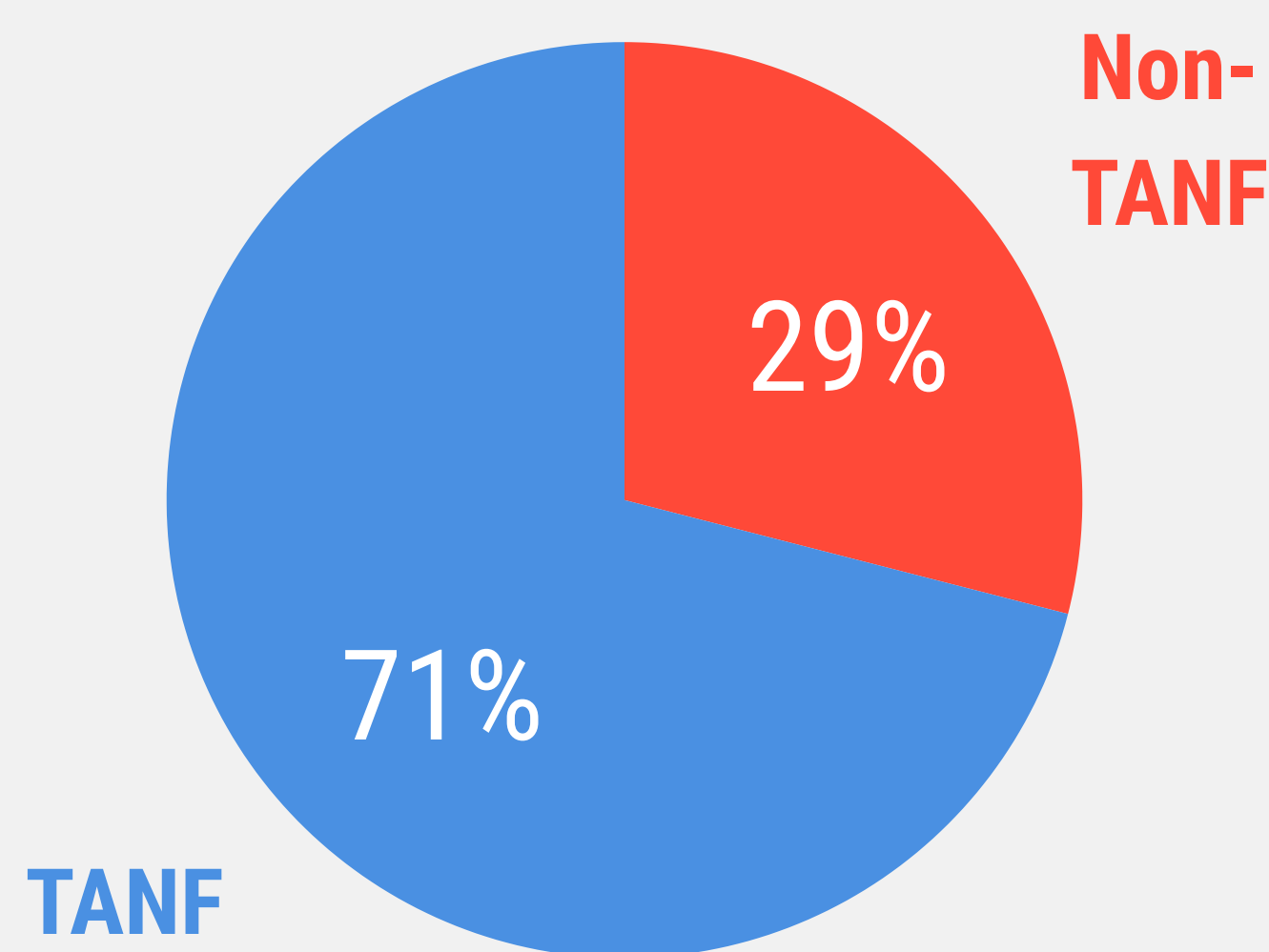
**2** children (average)

**62%** were employed

**\$25,539**

were the median annual earnings among those employed

**Seven in 10** custodians have received **TANF** in the past 20 years



Custodians were owed an annual average of **\$3,997** in current support in one year

**51%**

Percent of custodians owed current support

Custodians were owed a median of **\$8,796** in arrears

**63%**

Percent of custodians owed arrears

Custodians received an average annual payment of **\$5,070**

**82%**

Percent receiving a payment

**51%**

Percent of support received

Child support payments boosted employed custodians' income by **21%**



**One in four** custodians had support retained by the state

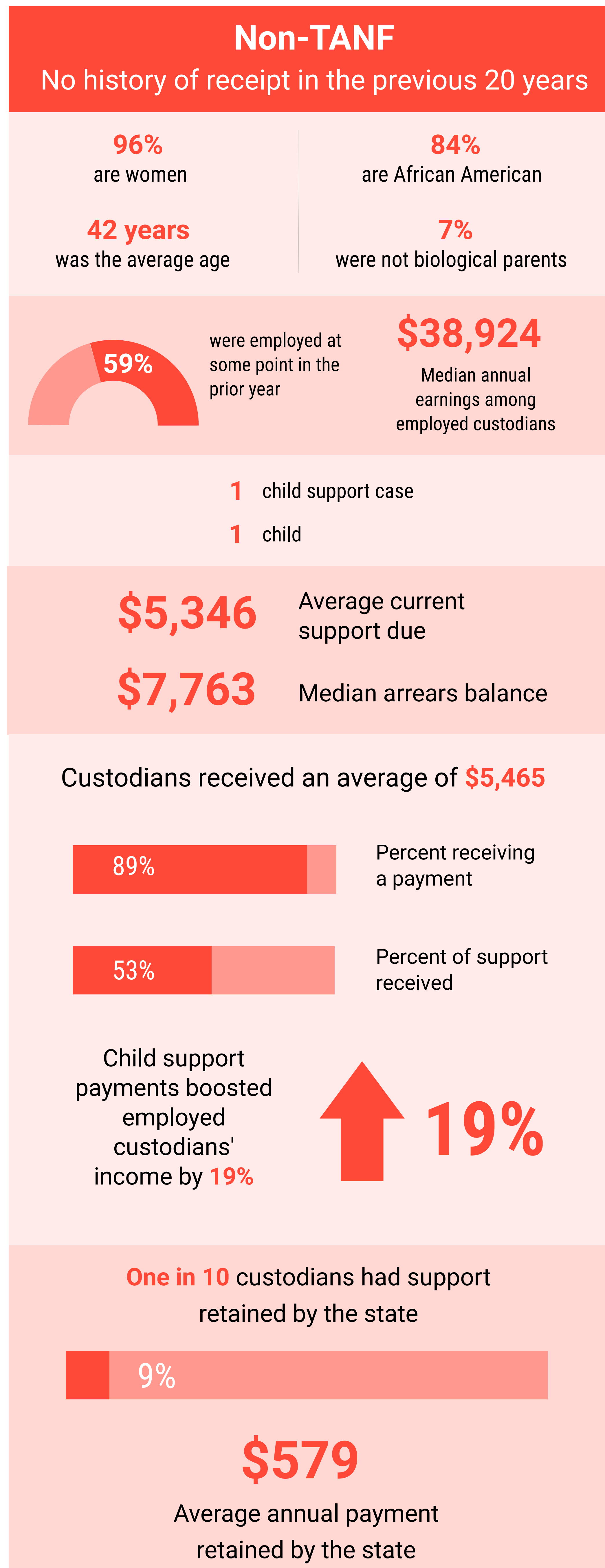
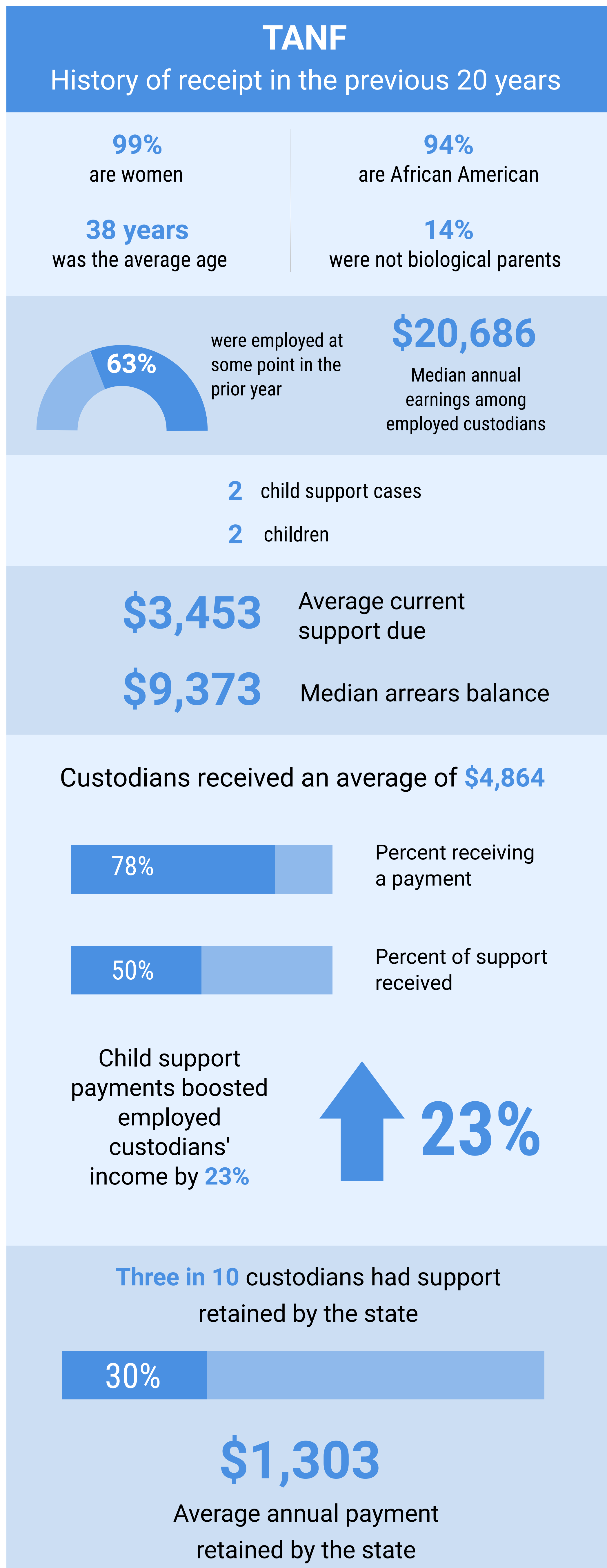
**24%**

**\$1,217**

Average annual payment retained by the state

# Baltimore City

## Custodian Snapshots by TANF Status, 2018



Data are based on a sample of 1,034 custodians who had an active child support case in July 2018. Payments are based on data between July 2017 and June 2018. TANF receipt is based only on participation in Maryland. Employment and median earnings are based on jobs covered by Unemployment Insurance in Maryland between July 2017 and June 2018.

For the full report on custodians, please visit <https://familywelfare.umaryland.edu/reports1/ProfileofCustodiansJuly2018.pdf>



For more information, contact Letitia Logan Passarella:

[llogan@ssw.umaryland.edu](mailto:llogan@ssw.umaryland.edu) | 410.706.2479



# Baltimore County

## 2018 Snapshot of Custodians

**17,627**

Custodians with a Case

**11%**

of the July 2018 Caseload

**95%**

are women

**60%**

are African American

**39 years**

was the average age

**4%**

were not biological parents

**1** child support case (average)

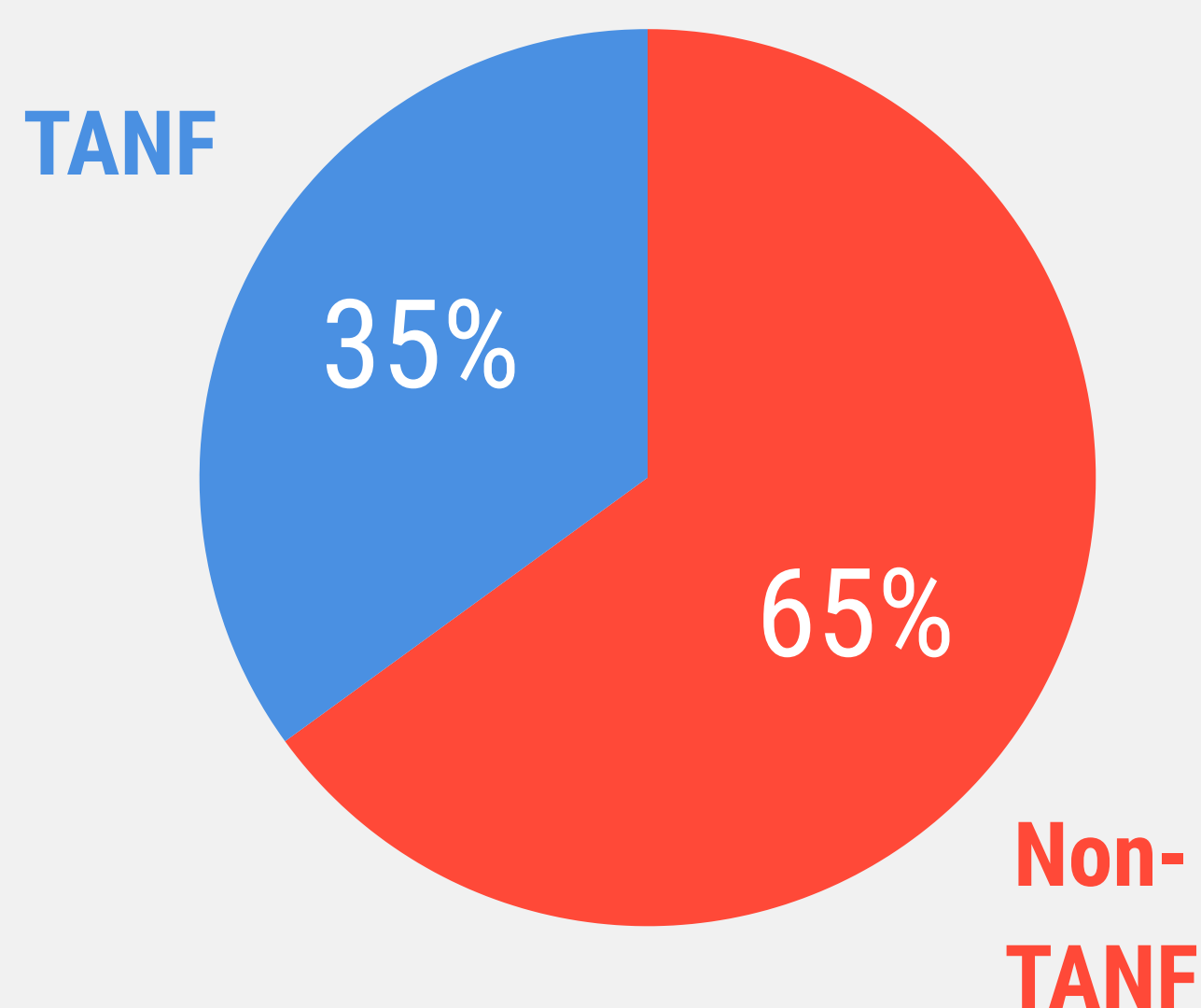
**1** child (average)

**67%** were employed

**\$34,096**

were the median annual earnings among those employed

**One in three** custodians have received **TANF** in the past 20 years



Custodians were owed an annual average of **\$5,871** in current support in one year

**74%**

Percent of custodians owed current support

Custodians were owed a median of **\$5,632** in arrears

**77%**

Percent of custodians owed arrears

Custodians received an average annual payment of **\$7,489**

**89%**

Percent receiving a payment

**64%**

Percent of support received

Child support payments boosted employed custodians' income by **25%**



**One in 10** custodians had support retained by the state

**9%**

**\$1,498**

Average annual payment retained by the state

# Baltimore County

## Custodian Snapshots by TANF Status, 2018

### TANF

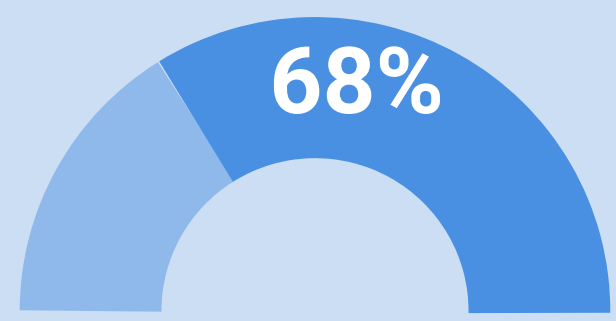
History of receipt in the previous 20 years

**97%**  
are women

**70%**  
are African American

**38 years**  
was the average age

**9%**  
were not biological parents



were employed at  
some point in the  
prior year

**\$23,284**

Median annual  
earnings among  
employed custodians


**1** child support case

**1** child


**\$4,642** Average current  
support due

**\$7,300** Median arrears balance

Custodians received an average of **\$6,276**




Percent receiving  
a payment



Percent of support  
received

Child support  
payments boosted  
employed  
custodians'  
income by **26%**



**One in four** custodians had support  
retained by the state



**\$1,434**

Average annual payment  
retained by the state

### Non-TANF

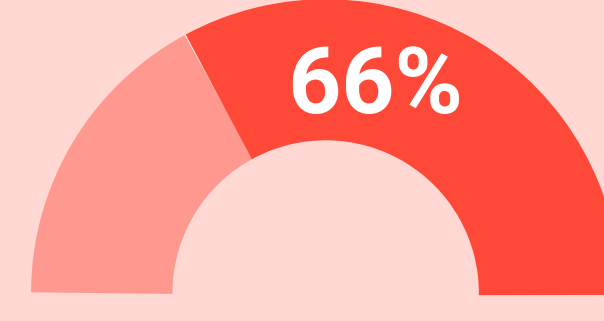
No history of receipt in the previous 20 years

**94%**  
are women

**54%**  
are African American

**40 years**  
was the average age

**2%**  
were not biological parents



were employed at  
some point in the  
prior year

**\$40,005**

Median annual  
earnings among  
employed custodians


**1** child support case

**1** child

**\$6,411** Average current  
support due

**\$5,007** Median arrears balance

Custodians received an average of **\$8,006**

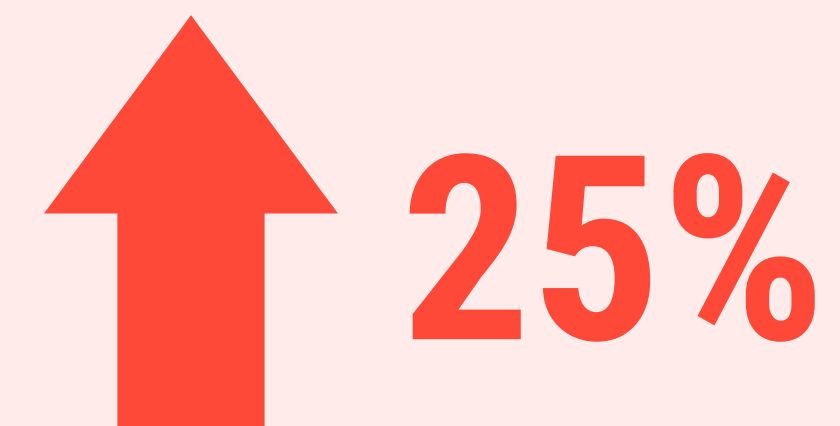


Percent receiving  
a payment



Percent of support  
received

Child support  
payments boosted  
employed  
custodians'  
income by **25%**



**Very few** custodians had support  
retained by the state



**\$1,930**

Average annual payment  
retained by the state

Data are based on a sample of 1,006 custodians who had an active child support case in July 2018. Payments are based on data between July 2017 and June 2018. TANF receipt is based only on participation in Maryland. Employment and median earnings are based on jobs covered by Unemployment Insurance in Maryland between July 2017 and June 2018.

For the full report on custodians, please visit  
<https://familywelfare.umaryland.edu/reports1/ProfileofCustodiansJuly2018.pdf>



For more information, contact Letitia Logan Passarella:

[llogan@ssw.umaryland.edu](mailto:llogan@ssw.umaryland.edu) | 410.706.2479



# Calvert County

## 2018 Snapshot of Custodians

**2,135**

Custodians with a Case

**1%**

of the July 2018 Caseload

**92%**

are women

**68%**

are Caucasian

**39 years**

was the average age

**5%**

were not biological parents

**1** child support case (average)

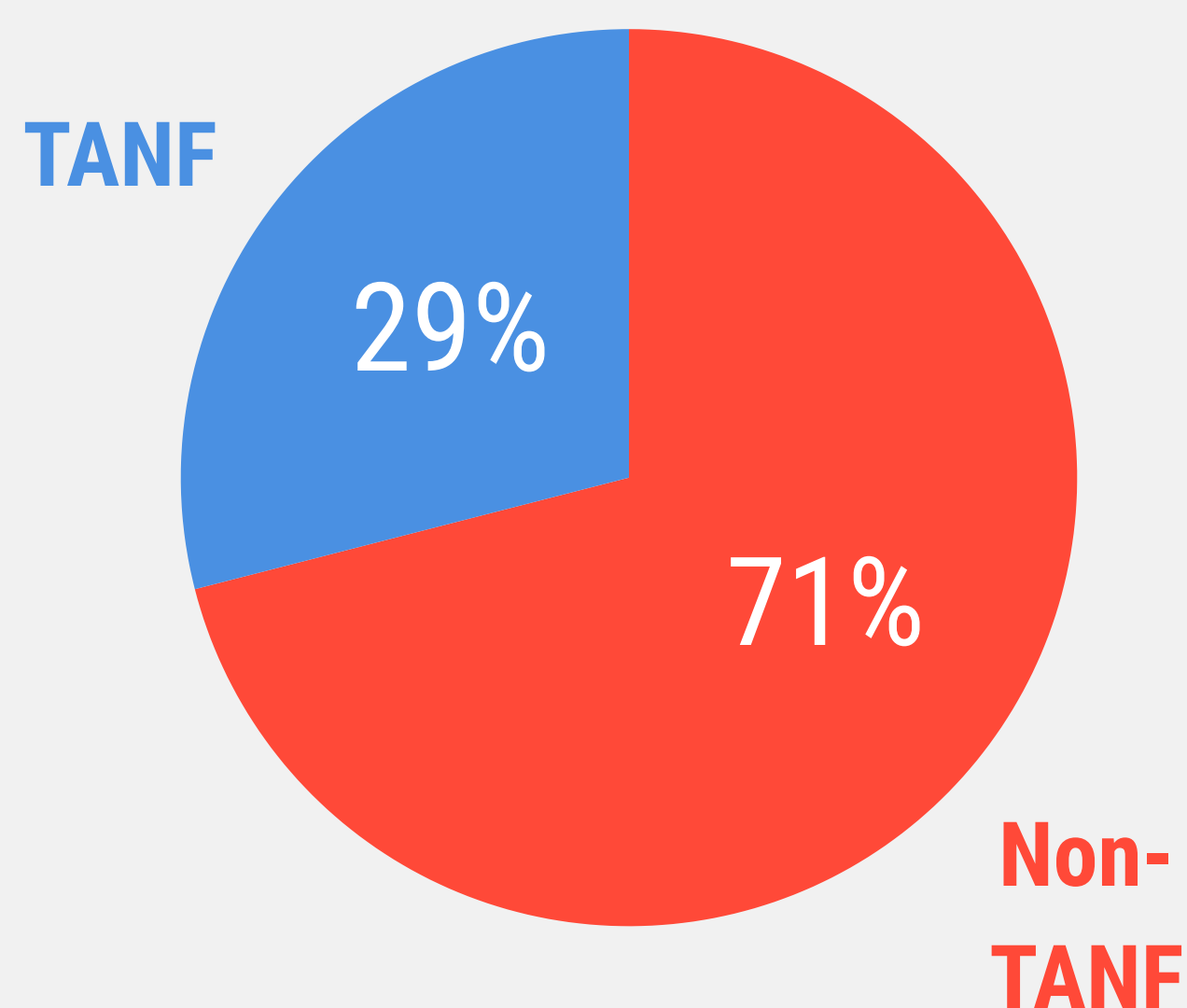
**1** child (average)

**61%** were employed

**\$32,289**

were the median annual earnings among those employed

**Three in 10** custodians have received **TANF** in the past 20 years



Custodians were owed an annual average of **\$5,947** in current support in one year

**80%**

Percent of custodians owed current support

Custodians were owed a median of **\$3,877** in arrears

**79%**

Percent of custodians owed arrears

Custodians received an average annual payment of **\$7,138**

**90%**

Percent receiving a payment

**67%**

Percent of support received

Child support payments boosted employed custodians' income by **29%**



Less than **one in 10** custodians had support retained by the state

**7%**

**\$1,151**

Average annual payment retained by the state

# Calvert County

## Custodian Snapshots by TANF Status, 2018

### TANF

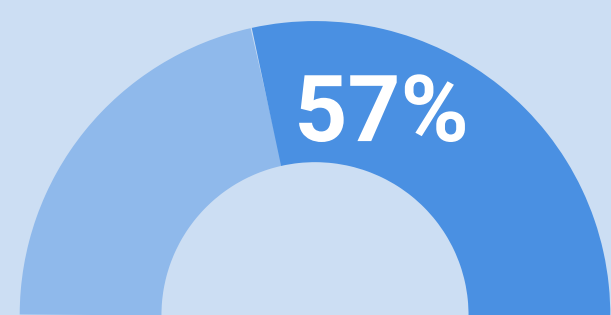
History of receipt in the previous 20 years

**97%**  
are women

**51%**  
are Caucasian

**39 years**  
was the average age

**13%**  
were not biological parents



were employed at  
some point in the  
prior year

**\$22,398**

Median annual  
earnings among  
employed custodians

**1** child support case

**1** child

**\$4,461** Average current  
support due

**\$6,482** Median arrears balance

Custodians received an average of **\$5,500**




Percent receiving  
a payment



Percent of support  
received

Child support  
payments boosted  
employed  
custodians' income  
by **29%**



**One in five** custodians had support  
retained by the state



**\$1,117**

Average annual payment  
retained by the state

### Non-TANF

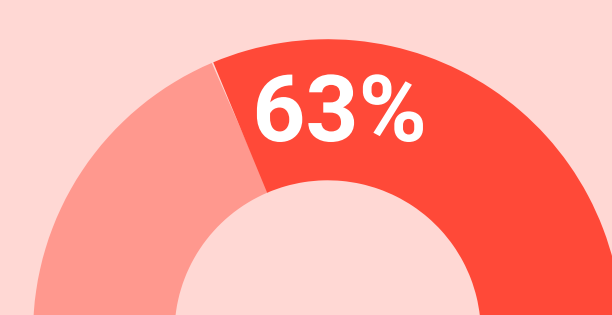
No history of receipt in the previous 20 years

**90%**  
are women

**75%**  
are Caucasian

**38 years**  
was the average age

**2%**  
were not biological parents



were employed at  
some point in the  
prior year

**\$37,178**

Median annual  
earnings among  
employed custodians

**1** child support case

**1** child

**\$6,467** Average current  
support due

**\$3,257** Median arrears balance

Custodians received an average of **\$7,698**




Percent receiving  
a payment



Percent of support  
received

Child support  
payments boosted  
employed  
custodians' income  
by **28%**



**Very few** custodians had support  
retained by the state



**\$1,439**

Average annual payment  
retained by the state

Data are based on a sample of 710 custodians who had an active child support case in July 2018. Payments are based on data between July 2017 and June 2018. TANF receipt is based only on participation in Maryland. Employment and median earnings are based on jobs covered by Unemployment Insurance in Maryland between July 2017 and June 2018.

For the full report on custodians, please visit  
<https://familywelfare.umaryland.edu/reports1/ProfileofCustodiansJuly2018.pdf>



For more information, contact Letitia Logan Passarella:  
llogan@ssw.umaryland.edu | 410.706.2479



# Caroline County

## 2018 Snapshot of Custodians

**1,116**

Custodians with a Case

**1%**

of the July 2018 Caseload

**93%**

are women

**62%**

are Caucasian

**37 years**

was the average age

**11%**

were not biological parents

**1** child support case (average)

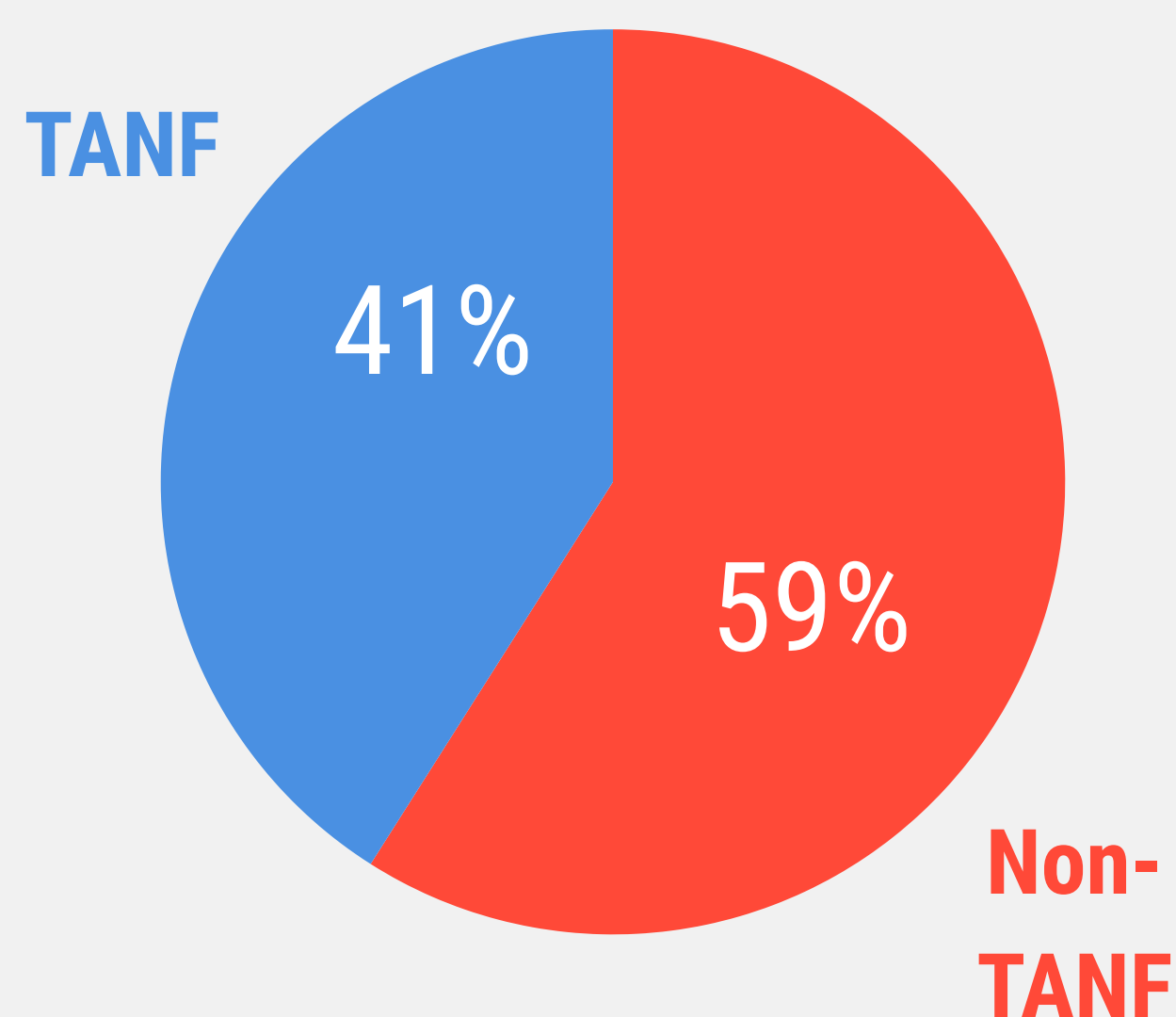
**1** child (average)

**62%** were employed

**\$26,547**

were the median annual earnings among those employed

**Two in five** custodians have received **TANF** in the past 20 years



Custodians were owed an annual average of **\$4,353** in current support in one year

**75%**

Percent of custodians owed current support

Custodians were owed a median of **\$2,926** in arrears

**72%**

Percent of custodians owed arrears

Custodians received an average annual payment of **\$4,999**

**91%**

Percent receiving a payment

**64%**

Percent of support received

Child support payments boosted employed custodians' income by **23%**



More than **one in 10** custodians had support retained by the state

**14%**

**\$1,336**

Average annual payment retained by the state

# Caroline County

## Custodian Snapshots by TANF Status, 2018

### TANF

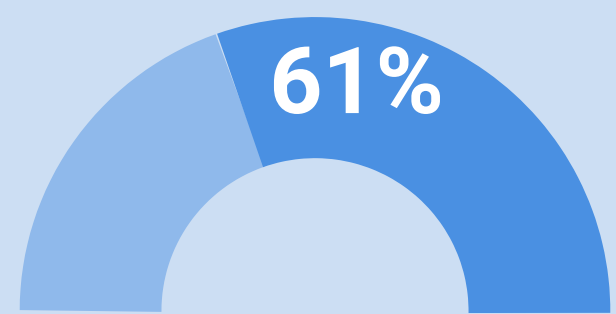
History of receipt in the previous 20 years

**96%**  
are women

**49%**  
are Caucasian

**38 years**  
was the average age

**21%**  
were not biological parents



were employed at  
some point in the  
prior year

**\$20,389**

Median annual  
earnings among  
employed custodians

- 1 child support case
- 2 children

**\$3,659** Average current  
support due

**\$2,721** Median arrears balance

Custodians received an average of **\$4,407**




Percent receiving  
a payment



Percent of support  
received

Child support  
payments boosted  
employed  
custodians'  
income by **24%**



More than **one in three** custodians had  
support retained by the state



**\$1,350**

Average annual payment  
retained by the state

### Non-TANF

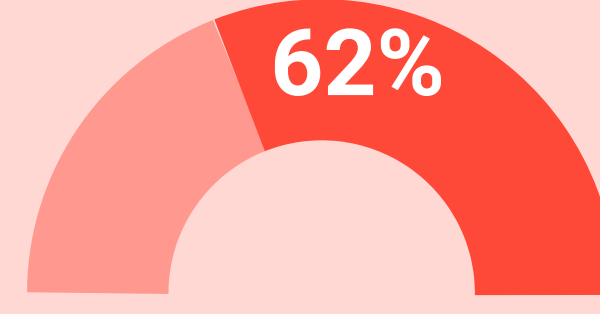
No history of receipt in the previous 20 years

**91%**  
are women

**73%**  
are Caucasian

**37 years**  
was the average age

**5%**  
were not biological parents



were employed at  
some point in the  
prior year

**\$29,309**

Median annual  
earnings among  
employed custodians

- 1 child support case
- 1 child

**\$4,745** Average current  
support due

**\$3,083** Median arrears balance

Custodians received an average of **\$5,316**




Percent receiving  
a payment



Percent of support  
received

Child support  
payments boosted  
employed  
custodians'  
income by **23%**



**Very few** custodians had support  
retained by the state



**\$356**

Average annual payment  
retained by the state

Data are based on a sample of 546 custodians who had an active child support case in July 2018. Payments are based on data between July 2017 and June 2018. TANF receipt is based only on participation in Maryland. Employment and median earnings are based on jobs covered by Unemployment Insurance in Maryland between July 2017 and June 2018.

For the full report on custodians, please visit  
<https://familywelfare.umaryland.edu/reports1/ProfileofCustodiansJuly2018.pdf>



For more information, contact Letitia Logan Passarella:  
llogan@ssw.umaryland.edu | 410.706.2479



# Carroll County

## 2018 Snapshot of Custodians

**2,491**

Custodians with a Case

**1%**

of the July 2018 Caseload

**92%**

are women

**90%**

are African American

**40 years**

was the average age

**9%**

were not biological parents

**1** child support case (average)

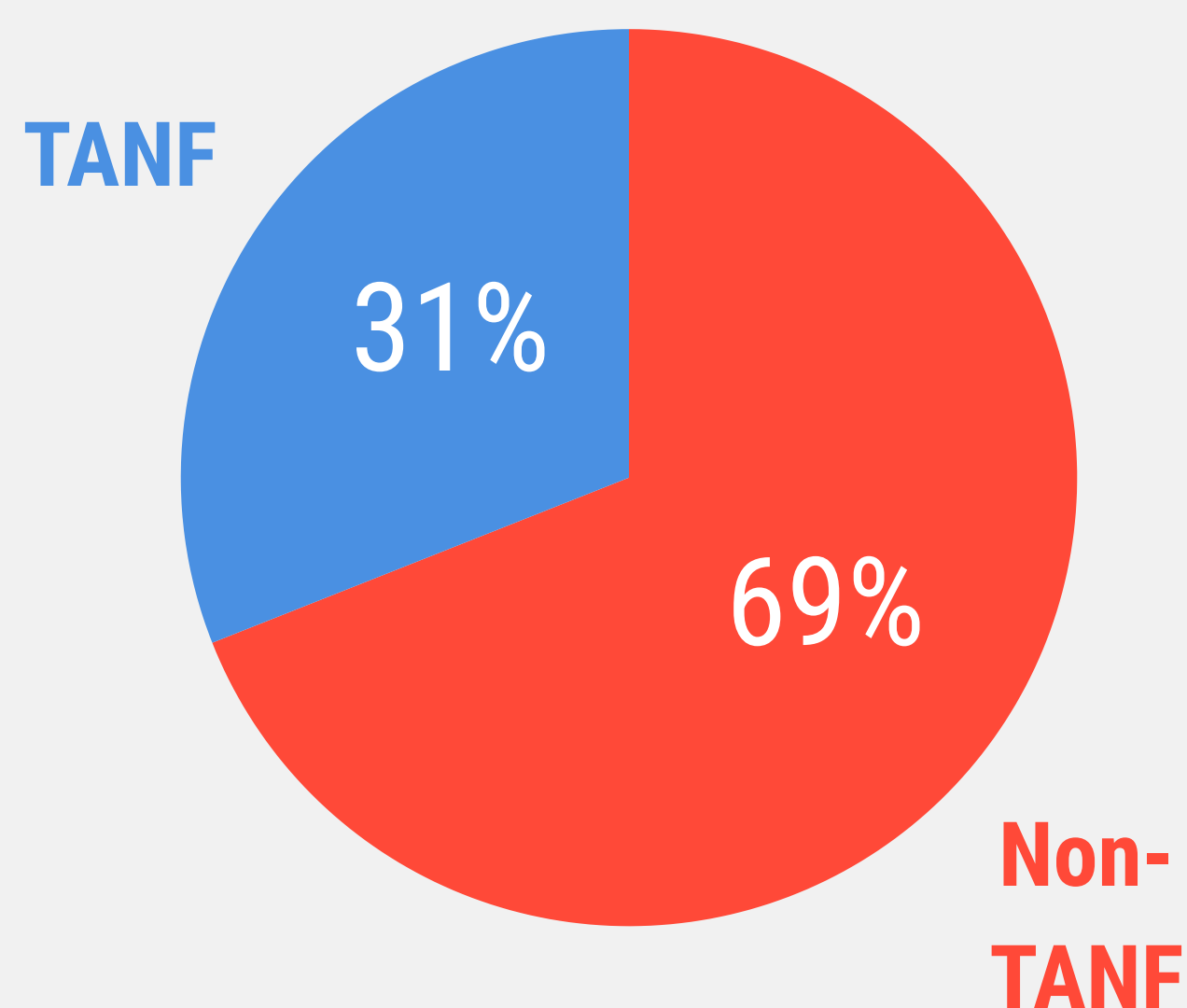
**1** child (average)

**64%** were employed

**\$31,466**

were the median annual earnings among those employed

**Three in 10** custodians have received **TANF** in the past 20 years



Custodians were owed an annual average of **\$5,727** in current support in one year

**72%**

Percent of custodians owed current support

Custodians were owed a median of **\$5,287** in arrears

**73%**

Percent of custodians owed arrears

Custodians received an average annual payment of **\$6,480**

**91%**

Percent receiving a payment

**61%**

Percent of support received

Child support payments boosted employed custodians' income by **25%**



**One in 10** custodians had support retained by the state

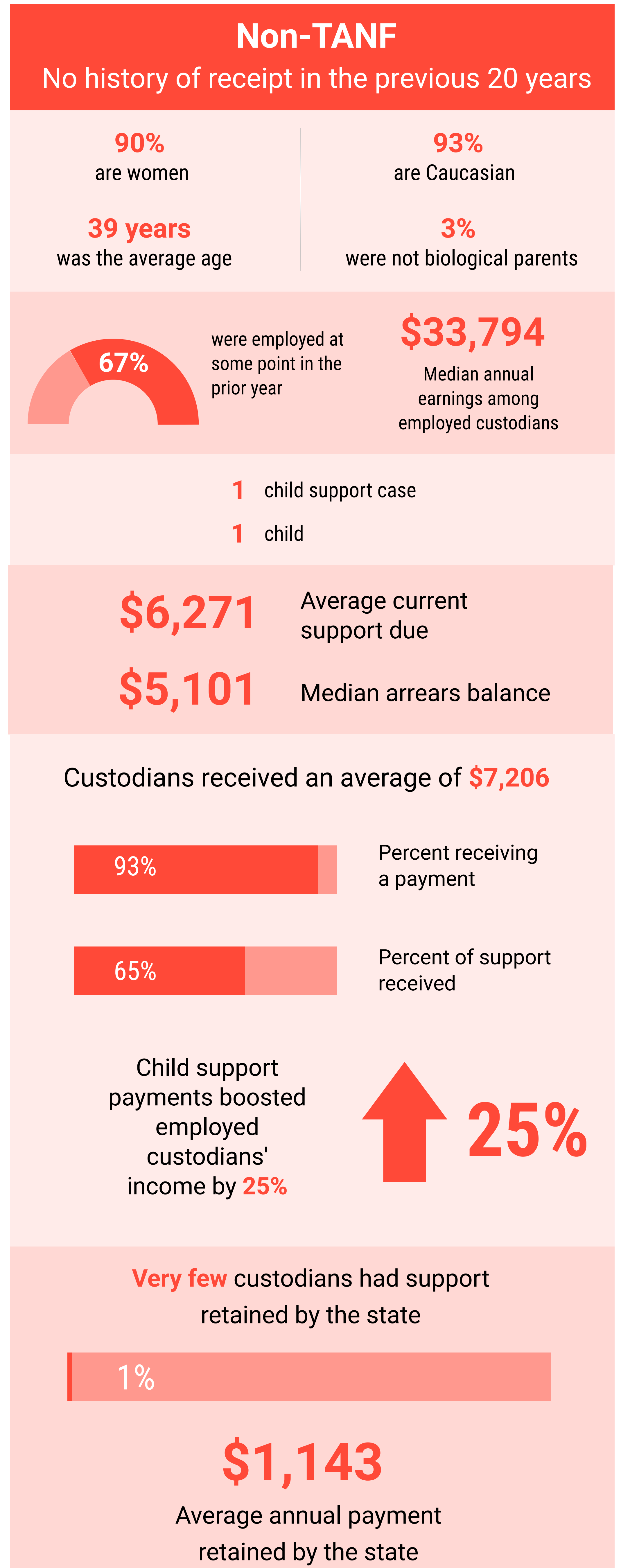
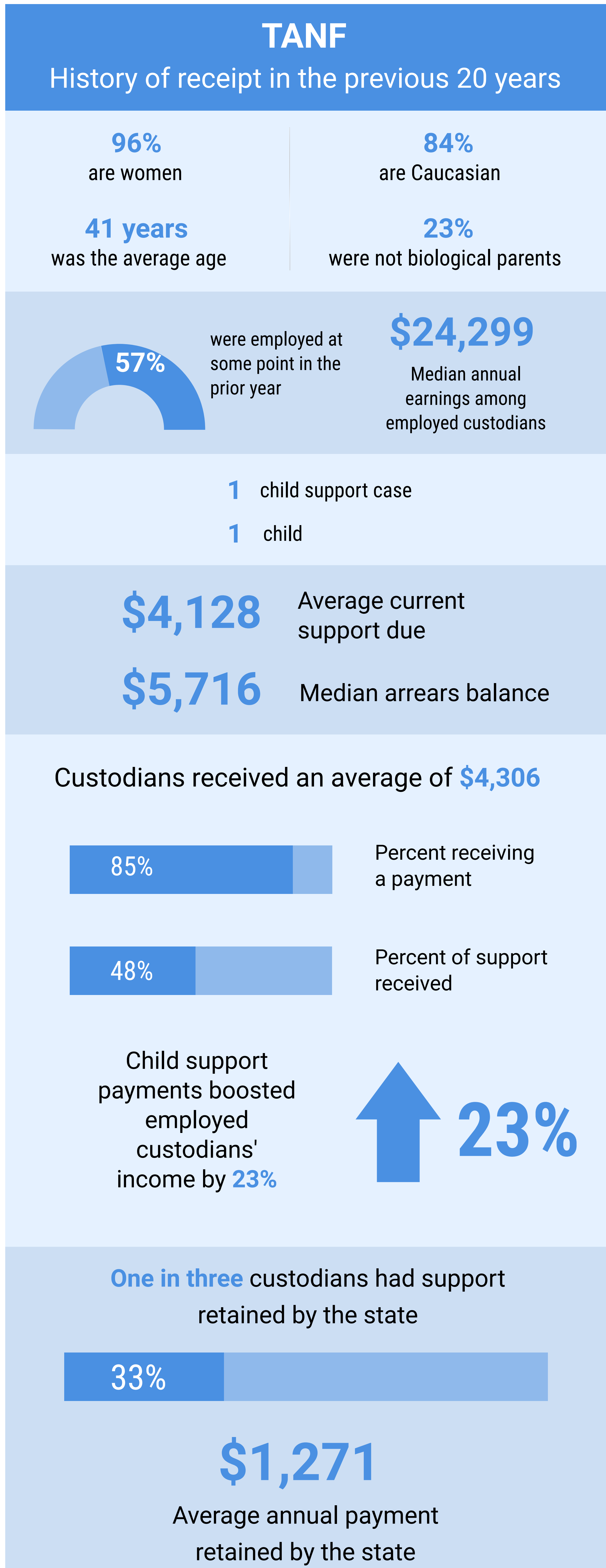
**10%**

**\$1,266**

Average annual payment retained by the state

# Carroll County

## Custodian Snapshots by TANF Status, 2018



Data are based on a sample of 746 custodians who had an active child support case in July 2018. Payments are based on data between July 2017 and June 2018. TANF receipt is based only on participation in Maryland. Employment and median earnings are based on jobs covered by Unemployment Insurance in Maryland between July 2017 and June 2018.

For the full report on custodians, please visit <https://familywelfare.umaryland.edu/reports1/ProfileofCustodiansJuly2018.pdf>



# Cecil County

## 2018 Snapshot of Custodians

**2,835**

Custodians with a Case

**2%**

of the July 2018 Caseload

**94%**

are women

**85%**

are Caucasian

**39 years**

was the average age

**13%**

were not biological parents

**1** child support case (average)

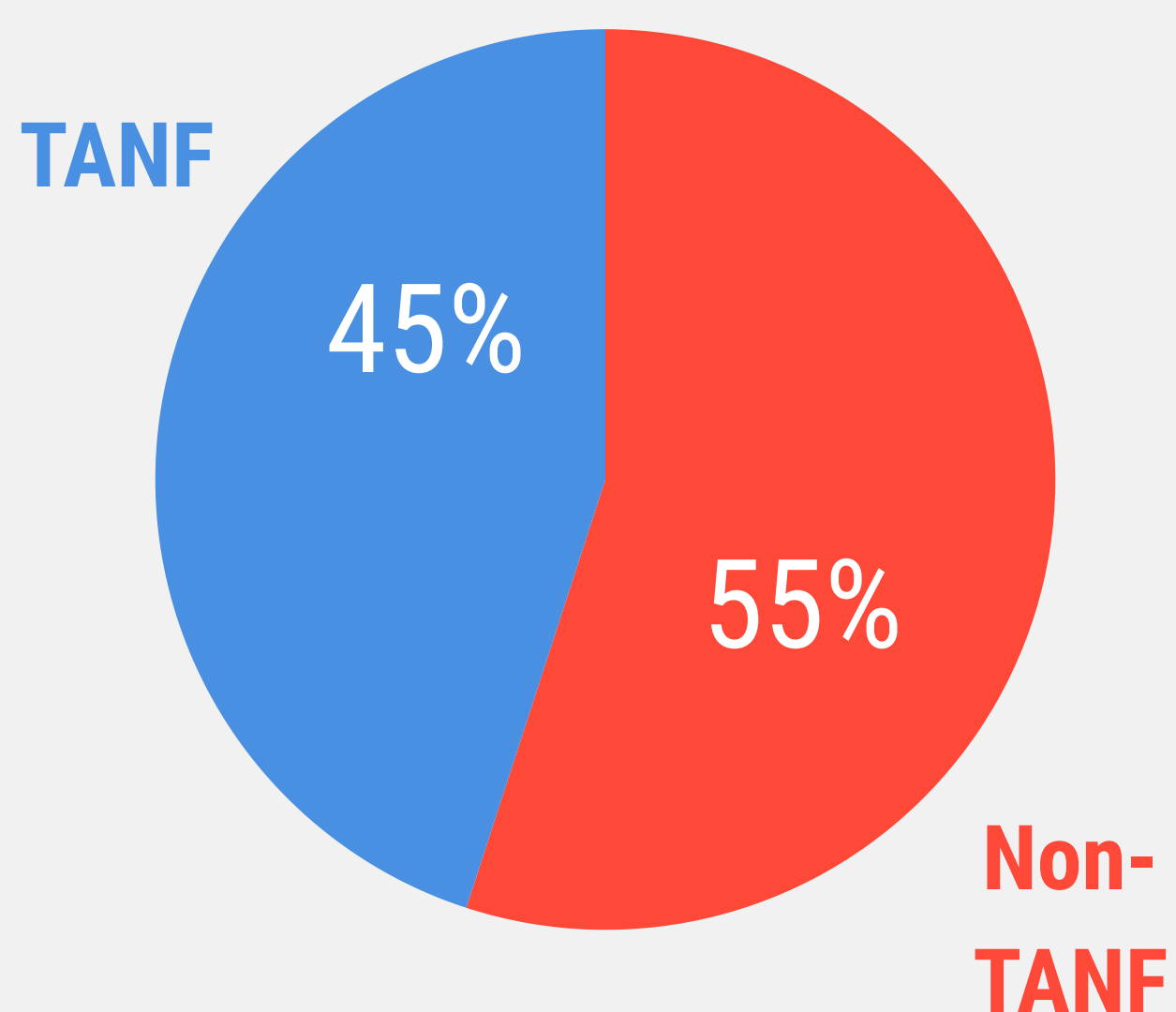
**1** child (average)

**47%** were employed

**\$23,744**

were the median annual earnings among those employed

More than **two in five** custodians have received **TANF** in the past 20 years



Custodians were owed an annual average of **\$5,167** in current support in one year

**65%**

Percent of custodians owed current support

Custodians were owed a median of **\$5,092** in arrears

**70%**

Percent of custodians owed arrears

Custodians received an average annual payment of **\$5,763**

**82%**

Percent receiving a payment

**59%**

Percent of support received

Child support payments boosted employed custodians' income by **38%**



**One in 10** custodians had support retained by the state

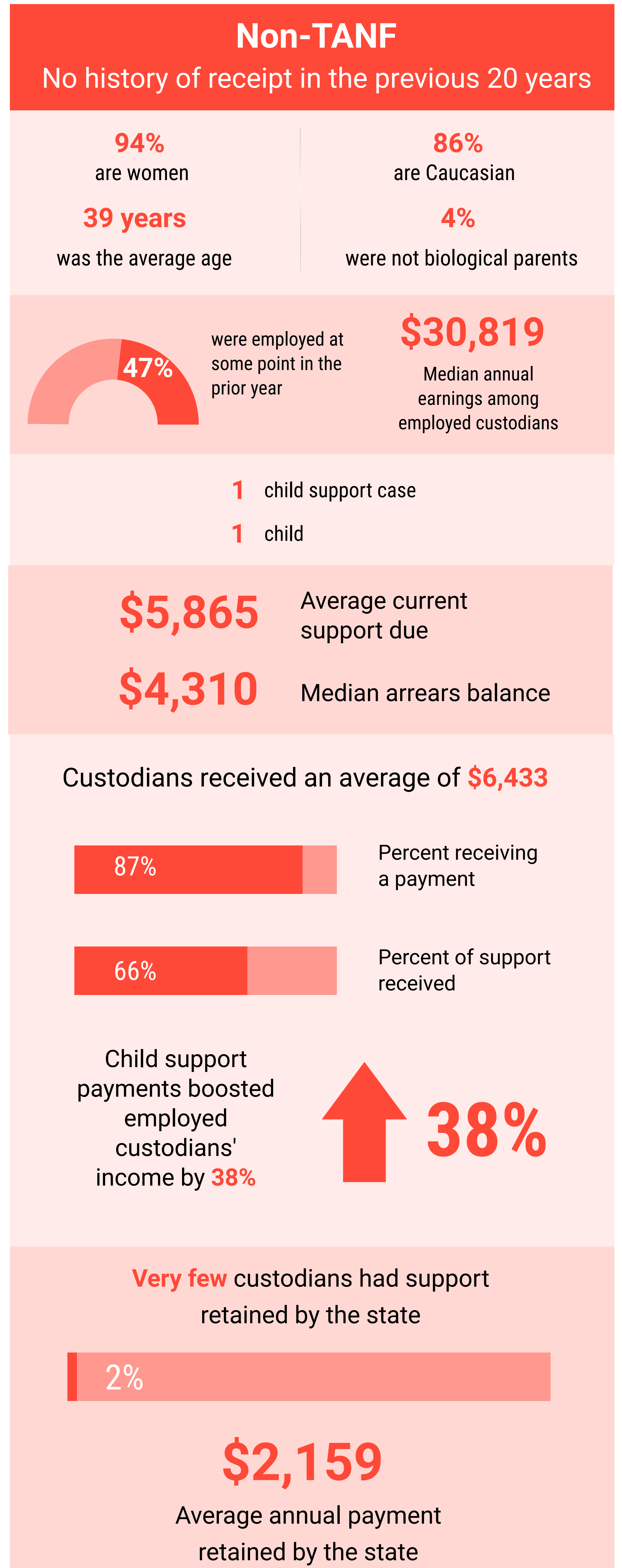
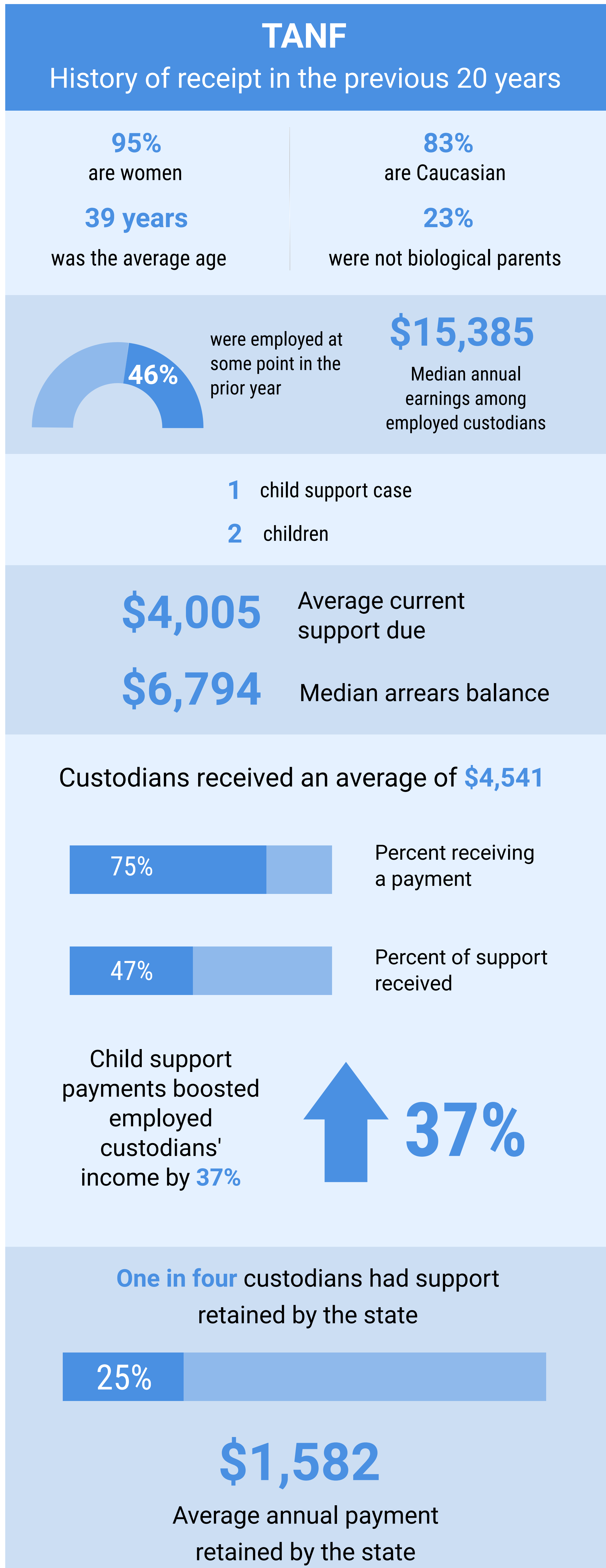
**12%**

**\$1,644**

Average annual payment retained by the state

# Cecil County

## Custodian Snapshots by TANF Status, 2018



Data are based on a sample of 775 custodians who had an active child support case in July 2018. Payments are based on data between July 2017 and June 2018. TANF receipt is based only on participation in Maryland. Employment and median earnings are based on jobs covered by Unemployment Insurance in Maryland between July 2017 and June 2018.

For the full report on custodians, please visit <https://familywelfare.umaryland.edu/reports1/ProfileofCustodiansJuly2018.pdf>



For more information, contact Letitia Logan Passarella:

llogan@ssw.umaryland.edu | 410.706.2479



# Charles County

## 2018 Snapshot of Custodians

**5,382**

Custodians with a Case

**3%**

of the July 2018 Caseload

**96%**

are women

**63%**

are African American

**39 years**

was the average age

**6%**

were not biological parents

**1** child support case (average)

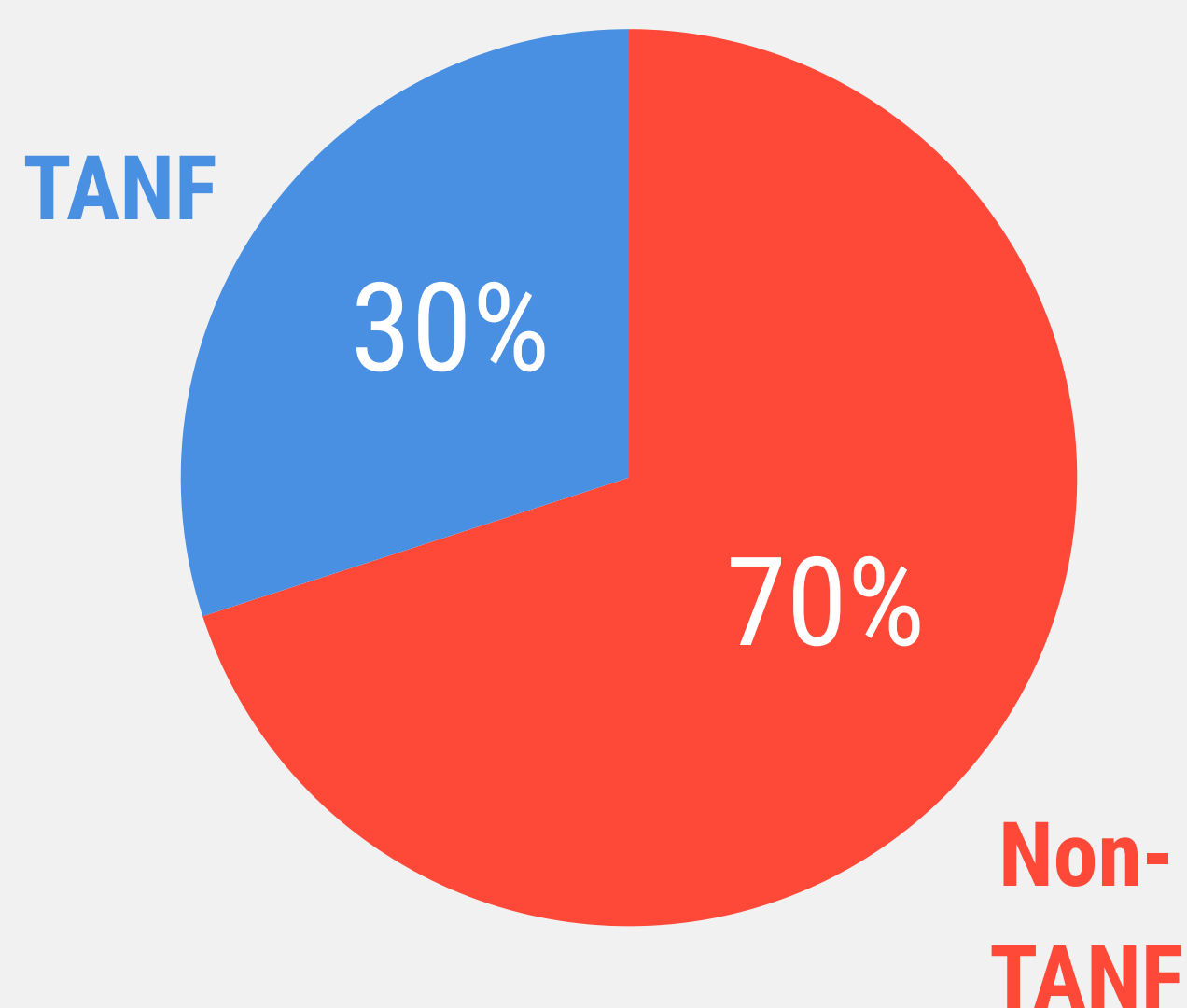
**1** child (average)

**50%** were employed

**\$30,324**

were the median annual earnings among those employed

**Three in 10** custodians have received **TANF** in the past 20 years



Custodians were owed an annual average of **\$6,549** in current support in one year

**65%**

Percent of custodians owed current support

Custodians were owed a median of **\$5,732** in arrears

**68%**

Percent of custodians owed arrears

Custodians received an average annual payment of **\$7,571**

**87%**

Percent receiving a payment

**61%**

Percent of support received

Child support payments boosted employed custodians' income by **39%**



Less than **one in 10** custodians had support retained by the state

**7%**

**\$1,552**

Average annual payment retained by the state

# Charles County

## Custodian Snapshots by TANF Status, 2018

### TANF

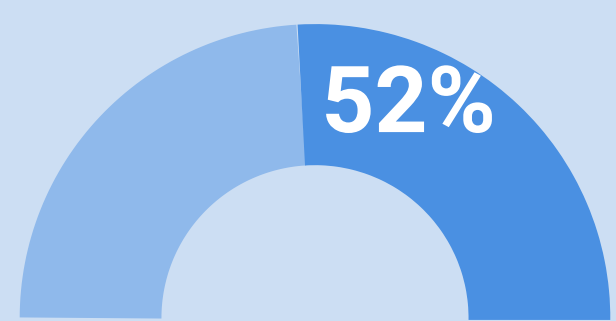
History of receipt in the previous 20 years

**97%**  
are women

**77%**  
are African American

**39 years**  
was the average age

**16%**  
were not biological parents



were employed at  
some point in the  
prior year

**\$19,319**

Median annual  
earnings among  
employed custodians

**1** child support case

**1** children


**\$5,126** Average current  
support due

**\$6,150** Median arrears balance

Custodians received an average of **\$5,912**




Percent receiving  
a payment



Percent of support  
received

Child  
support payments  
boosted employed  
custodians'  
income by **34%**



**One in four** custodians had support  
retained by the state



**\$1,460**

Average annual payment  
retained by the state

### Non-TANF

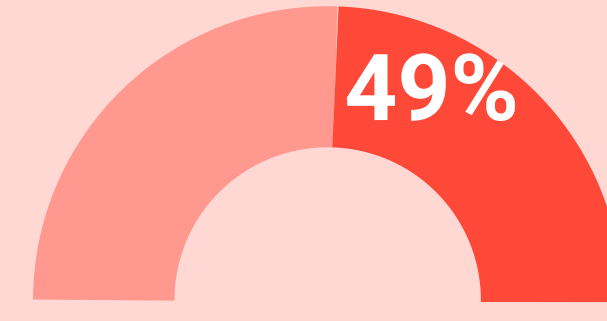
No history of receipt in the previous 20 years

**95%**  
are women

**57%**  
are African American

**39 years**  
was the average age

**2%**  
were not biological parents



were employed at  
some point in the  
prior year

**\$35,694**

Median annual  
earnings among  
employed custodians

**1** child support case

**1** child

**\$6,997** Average current  
support due

**\$5,519** Median arrears balance

Custodians received an average of **\$8,095**



Percent receiving  
a payment



Percent of support  
received

Child  
support payments  
boosted employed  
custodians'  
income by **40%**



**Very few** custodians had support  
retained by the state



**\$2,684**

Average annual payment  
retained by the state

Data are based on a sample of 891 custodians who had an active child support case in July 2018. Payments are based on data between July 2017 and June 2018. TANF receipt is based only on participation in Maryland. Employment and median earnings are based on jobs covered by Unemployment Insurance in Maryland between July 2017 and June 2018.

For the full report on custodians, please visit  
<https://familywelfare.umaryland.edu/reports1/ProfileofCustodiansJuly2018.pdf>



For more information, contact Letitia Logan Passarella:

[llogan@ssw.umaryland.edu](mailto:llogan@ssw.umaryland.edu) | 410.706.2479



# Dorchester County

## 2018 Snapshot of Custodians

**1,793**

Custodians with a Case

**1%**

of the July 2018 Caseload

**95%**

are women

**65%**

are African American

**38 years**

was the average age

**9%**

were not biological parents

**1** child support case (average)

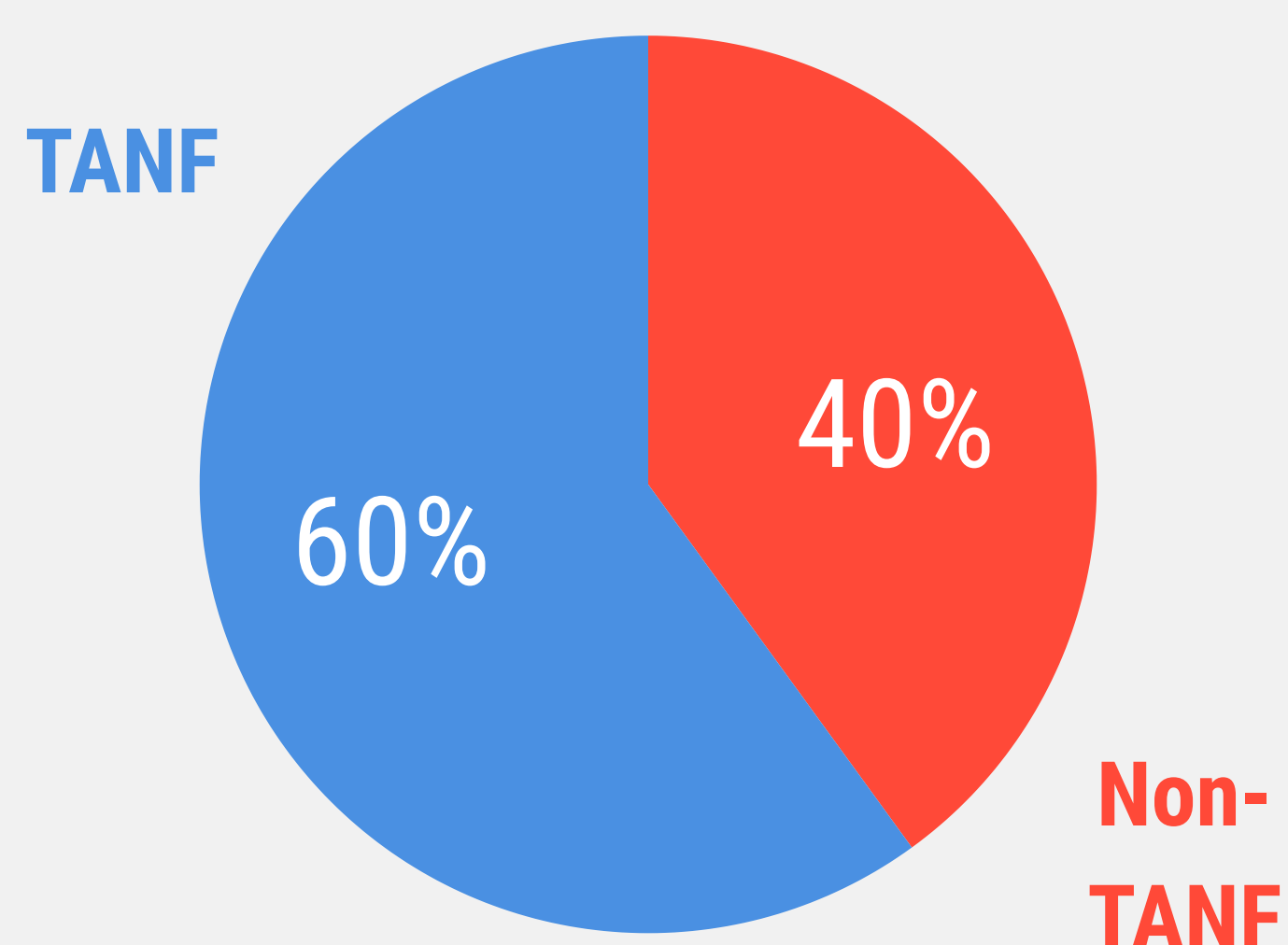
**1** child (average)

**65%** were employed

**\$22,654**

were the median annual earnings among those employed

**Three in five** custodians have received **TANF** in the past 20 years



Custodians were owed an annual average of **\$3,851** in current support in one year

**62%**

Percent of custodians owed current support

Custodians were owed a median of **\$5,128** in arrears

**77%**

Percent of custodians owed arrears

Custodians received an average annual payment of **\$5,009**

**87%**

Percent receiving a payment

**57%**

Percent of support received

Child support payments boosted employed custodians' income by **24%**



**One in five** custodians had support retained by the state

**19%**

**\$988**

Average annual payment retained by the state

# Dorchester County

## Custodian Snapshots by TANF Status, 2018

### TANF

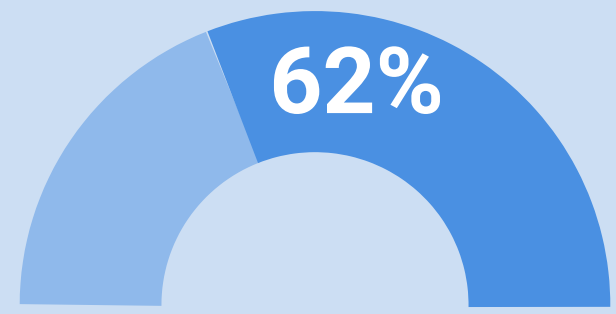
History of receipt in the previous 20 years

**96%**  
are women

**75%**  
are African American

**38 years**  
was the average age

**11%**  
were not biological parents



were employed at  
some point in the  
prior year

**\$19,864**

Median annual  
earnings among  
employed custodians

**1** child support case

**1** children


**\$3,113** Average current  
support due

**\$5,766** Median arrears balance

Custodians received an average of **\$4,547**




Percent receiving  
a payment



Percent of support  
received

Child support  
payments boosted  
employed  
custodians'  
income by **26%**



**Three in 10** custodians had support  
retained by the state



**\$1,013**

Average annual payment  
retained by the state

### Non-TANF

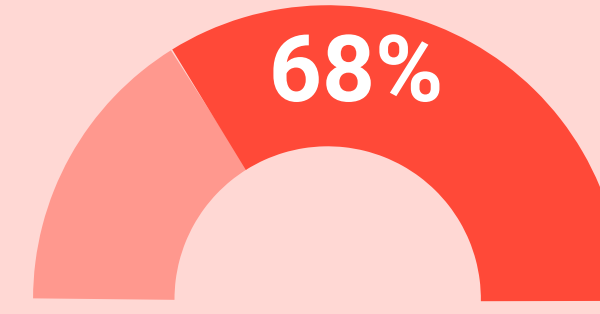
No history of receipt in the previous 20 years

**93%**  
are women

**50%**  
are African American

**39 years**  
was the average age

**6%**  
were not biological parents



were employed at  
some point in the  
prior year

**\$28,570**

Median annual  
earnings among  
employed custodians

**1** child support case

**1** child

**\$4,827** Average current  
support due

**\$4,124** Median arrears balance

Custodians received an average of **\$5,617**




Percent receiving  
a payment



Percent of support  
received

Child support  
payments boosted  
employed  
custodians'  
income by **23%**



**Less than one in 10** custodians had  
support retained by the state



**\$755**

Average annual payment  
retained by the state

Data are based on a sample of 669 custodians who had an active child support case in July 2018. Payments are based on data between July 2017 and June 2018. TANF receipt is based only on participation in Maryland. Employment and median earnings are based on jobs covered by Unemployment Insurance in Maryland between July 2017 and June 2018.

For the full report on custodians, please visit  
<https://familywelfare.umaryland.edu/reports1/ProfileofCustodiansJuly2018.pdf>



For more information, contact Letitia Logan Passarella:

[llogan@ssw.umaryland.edu](mailto:llogan@ssw.umaryland.edu) | 410.706.2479



# Frederick County

## 2018 Snapshot of Custodians

**4,373**

Custodians with a Case

**3%**

of the July 2018 Caseload

**94%**

are women

**62%**

are Caucasian

**39 years**

was the average age

**6%**

were not biological parents

**1** child support case (average)

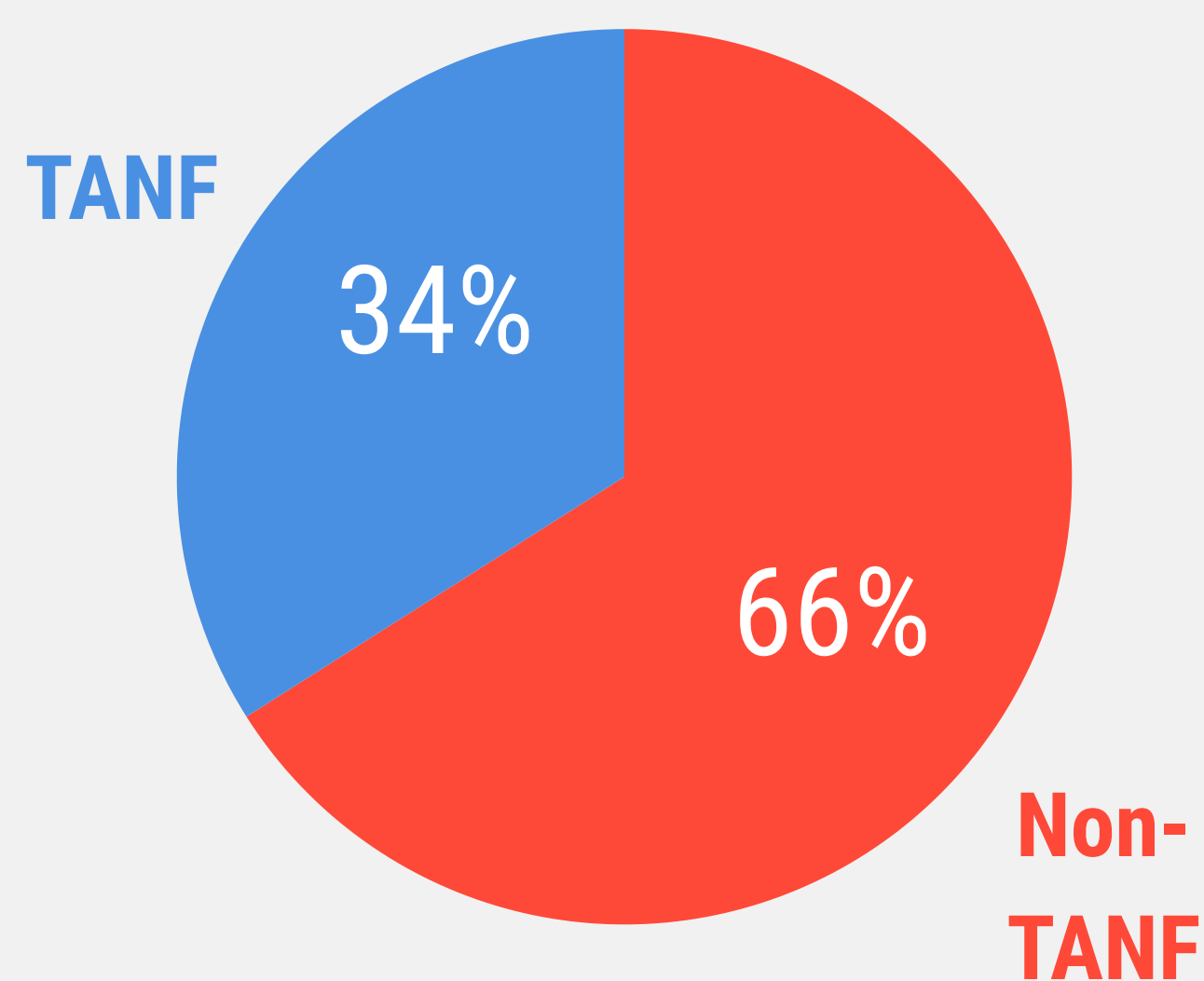
**1** child (average)

**64%** were employed

**\$28,829**

were the median annual earnings among those employed

**One in three** custodians have received **TANF** in the past 20 years



Custodians were owed an annual average of **\$5,287** in current support in one year

**71%**

Percent of custodians owed current support

Custodians were owed a median of **\$3,861** in arrears

**69%**

Percent of custodians owed arrears

Custodians received an average annual payment of **\$6,139**

**89%**

Percent receiving a payment

**65%**

Percent of support received

The average annual payment boosted employed custodians' income by **25%**



**One in 10** custodians had support retained by the state

**12%**

**\$1,210**

Average annual payment retained by the state

# Frederick County

## Custodian Snapshots by TANF Status, 2018

### TANF

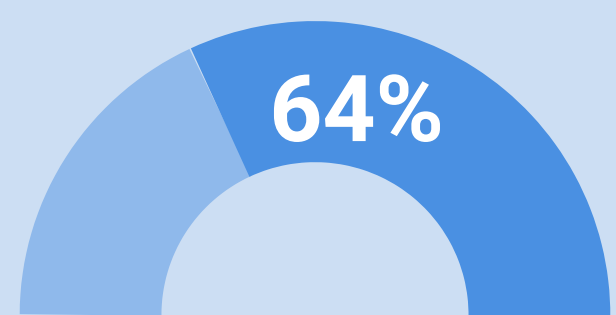
History of receipt in the previous 20 years

**96%**  
are women

**52%**  
are Caucasian

**38 years**  
was the average age

**14%**  
were not biological parents



64%  
were employed at  
some point in the  
prior year

**\$19,856**

Median annual  
earnings among  
employed custodians

- 1 child support case
- 2 children

**\$3,464** Average current  
support due


**\$4,551** Median arrears balance

Custodians received an average of **\$3,912**



85%


Percent receiving  
a payment



54%

Percent of support  
received

Child support  
payments boosted  
employed  
custodians'  
income by **19%**



**Three in 10** custodians had support  
retained by the state



31%

**\$1,301**

Average annual payment  
retained by the state

### Non-TANF

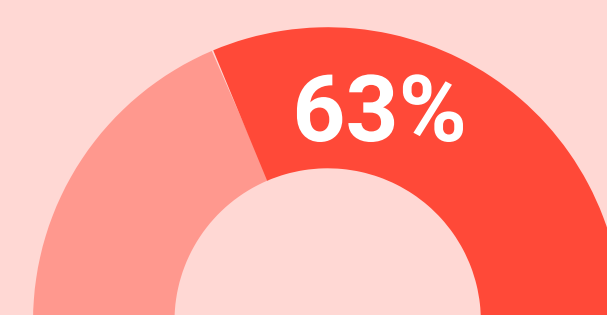
No history of receipt in the previous 20 years

**93%**  
are women

**67%**  
are Caucasian

**39 years**  
was the average age

**2%**  
were not biological parents



63%  
were employed at  
some point in the  
prior year

**\$33,100**

Median annual  
earnings among  
employed custodians

- 1 child support case
- 1 child

**\$6,055** Average current  
support due

**\$3,682** Median arrears balance

Custodians received an average of **\$7,036**



91%

Percent receiving  
a payment



69%

Percent of support  
received

Child support  
payments boosted  
employed  
custodians'  
income by **27%**



**Very few** custodians had support  
retained by the state



2%

**\$650**

Average annual payment  
retained by the state

Data are based on a sample of 858 custodians who had an active child support case in July 2018. Payments are based on data between July 2017 and June 2018. TANF receipt is based only on participation in Maryland. Employment and median earnings are based on jobs covered by Unemployment Insurance in Maryland between July 2017 and June 2018.

For the full report on custodians, please visit <https://familywelfare.umaryland.edu/reports1/ProfileofCustodiansJuly2018.pdf>



# Garrett County

## 2018 Snapshot of Custodians

**686**

Custodians with a Case

**0.4%**

of the July 2018 Caseload

**93%**

are women

**98%**

are Caucasian

**37 years**

was the average age

**7%**

were not biological parents

**1** child support case (average)

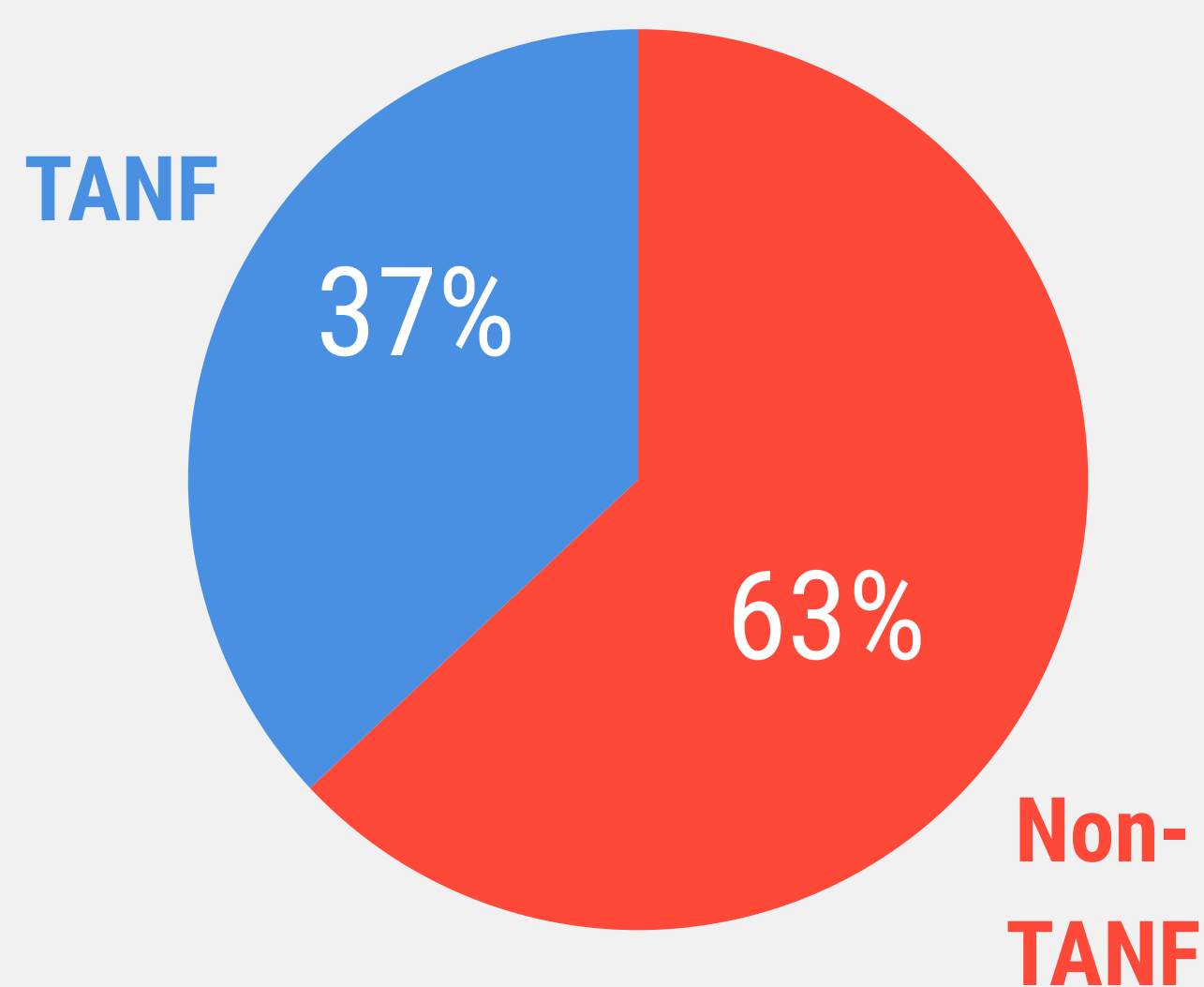
**1** child (average)

**60%** were employed

**\$20,737**

were the median annual earnings among those employed

More than **one in three** custodians have received **TANF** in the past 20 years



Custodians were owed an annual average of **\$4,772** in current support in one year

**77%**

Percent of custodians owed current support

Custodians were owed a median of **\$3,843** in arrears

**75%**

Percent of custodians owed arrears

Custodians received an average annual payment of **\$5,755**

**90%**

Percent receiving a payment

**66%**

Percent of support received

Child support payments boosted employed custodians' income by **37%**



**One in 10** custodians had support retained by the state

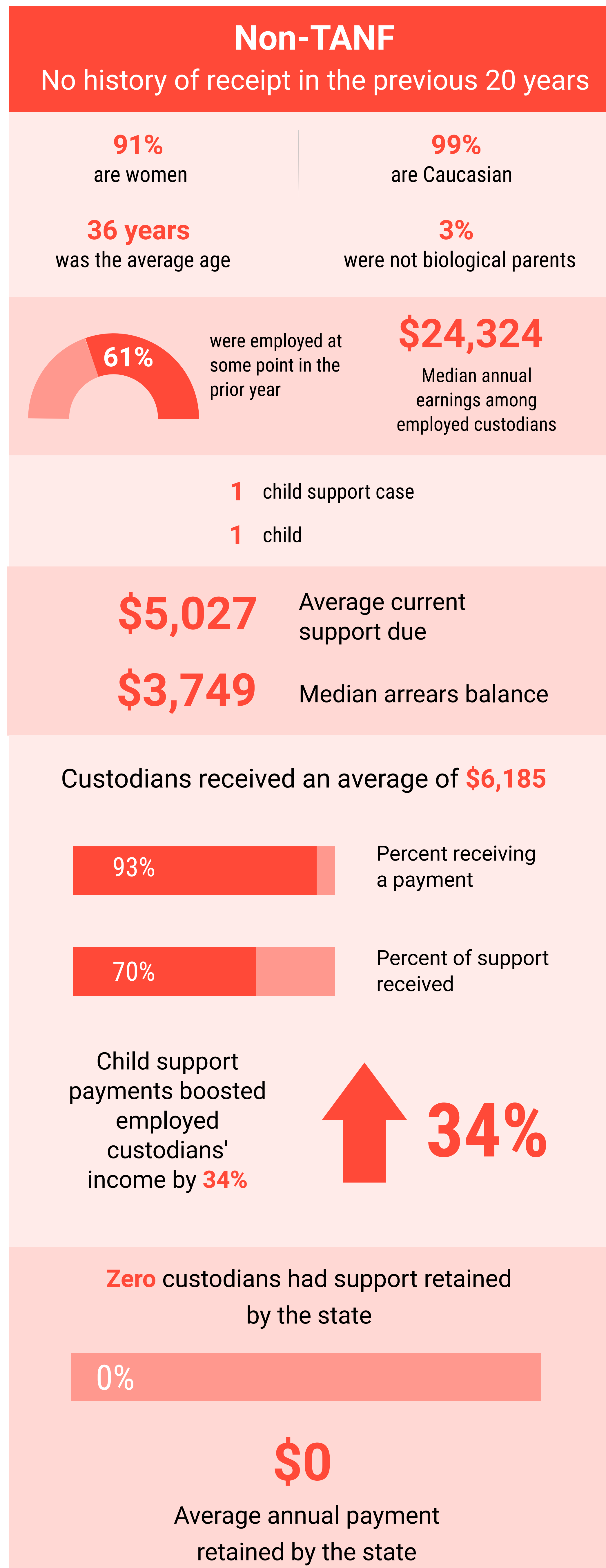
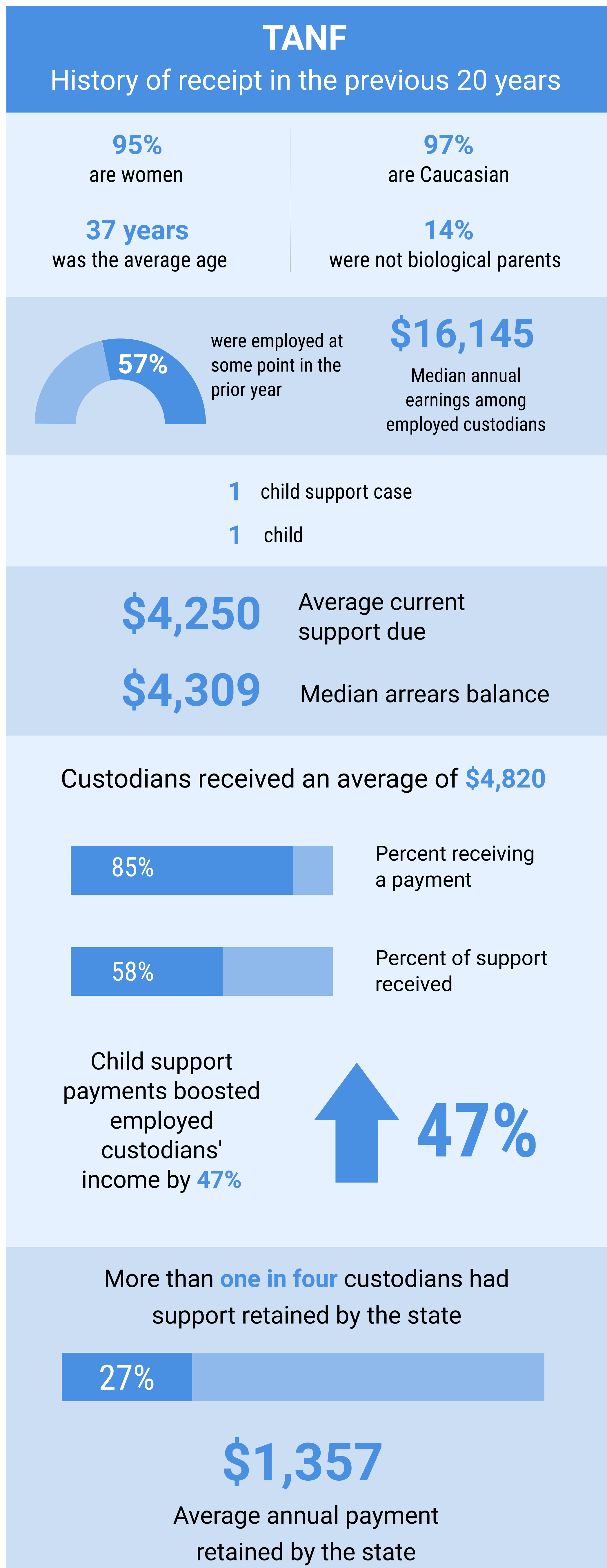
**10%**

**\$1,357**

Average annual payment retained by the state

# Garrett County

## Custodian Snapshots by TANF Status, 2018



Data are based on a sample of 418 custodians who had an active child support case in July 2018. Payments are based on data between July 2017 and June 2018. TANF receipt is based only on participation in Maryland. Employment and median earnings are based on jobs covered by Unemployment Insurance in Maryland between July 2017 and June 2018.

For the full report on custodians, please visit <https://familywelfare.umaryland.edu/reports1/ProfileofCustodiansJuly2018.pdf>



For more information, contact Letitia Logan Passarella:  
llogan@ssw.umaryland.edu | 410.706.2479



# Harford County

## 2018 Snapshot of Custodians

**5,003**

Custodians with a Case

**3%**

of the July 2018 Caseload

**93%**

are women

**59%**

are Caucasian

**39 years**

was the average age

**8%**

were not biological parents

**1** child support case (average)

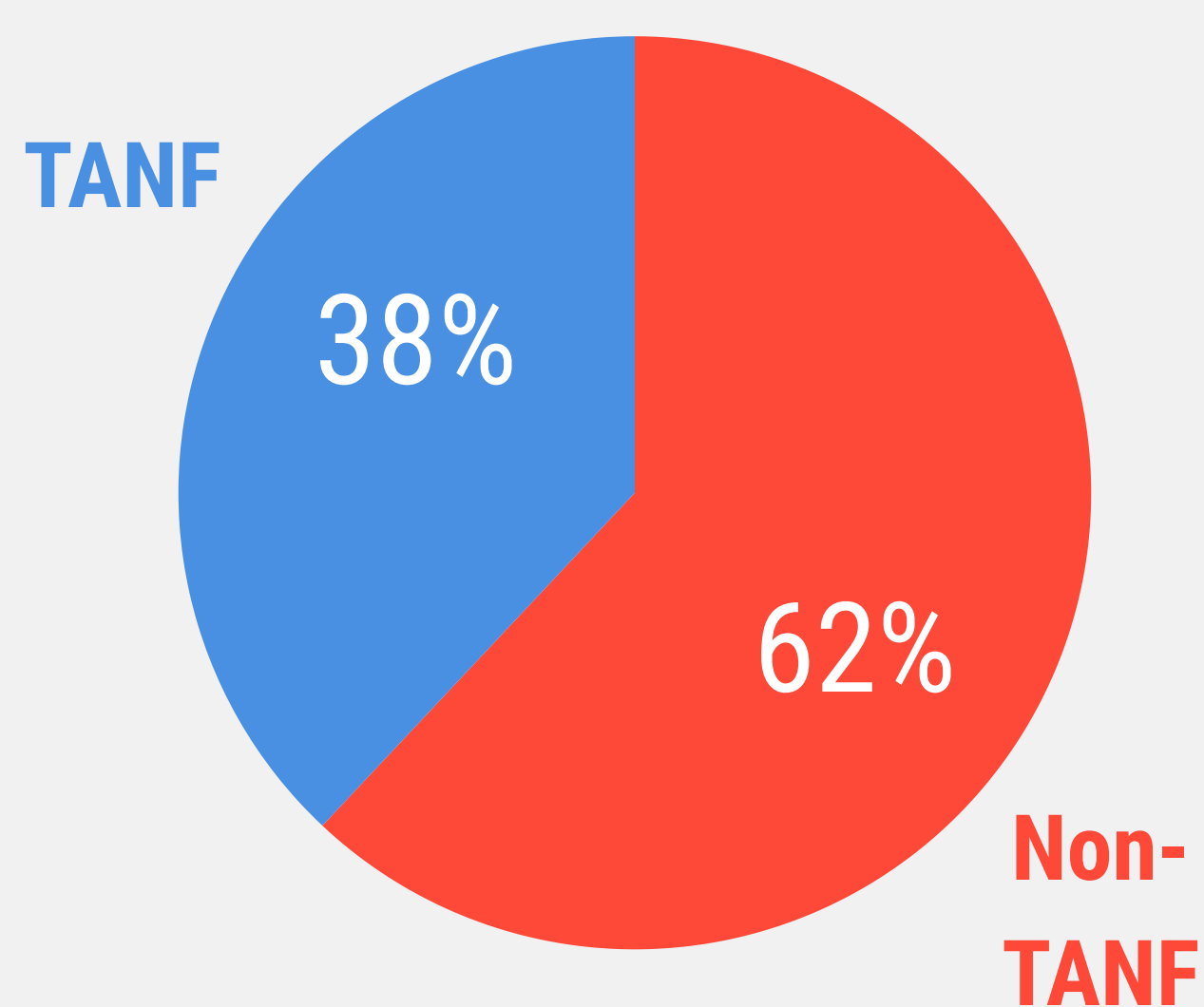
**1** child (average)

**65%** were employed

**\$28,858**

were the median annual earnings among those employed

**Two in five** custodians have received **TANF** in the past 20 years



Custodians were owed an annual average of **\$5,464** in current support in one year

**77%**

Percent of custodians owed current support

Custodians were owed a median of **\$3,029** in arrears

**76%**

Percent of custodians owed arrears

Custodians received an average annual payment of **\$6,868**

**88%**

Percent receiving a payment

**70%**

Percent of support received

Child support payments boosted employed custodians' income by **26%**



**One in 10** custodians had support retained by the state

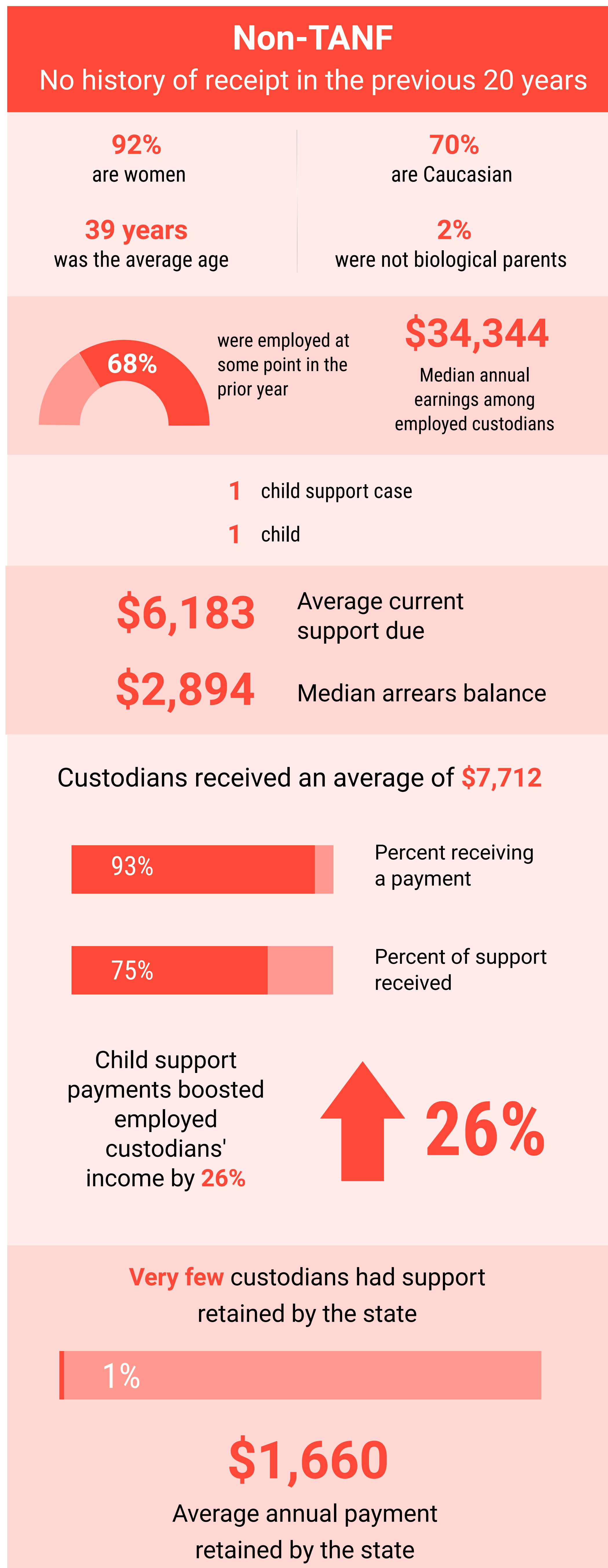
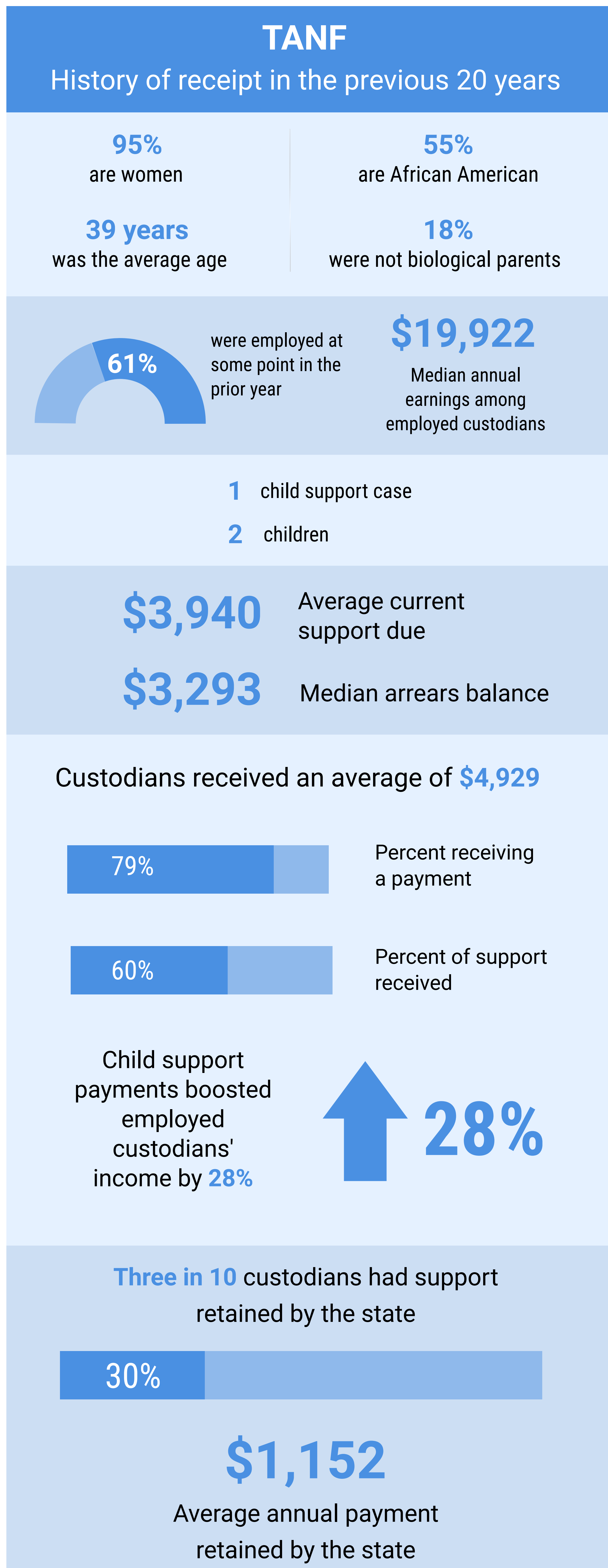
**11%**

**\$1,181**

Average annual payment retained by the state

# Harford County

## Custodian Snapshots by TANF Status, 2018



Data are based on a sample of 879 custodians who had an active child support case in July 2018. Payments are based on data between July 2017 and June 2018. TANF receipt is based only on participation in Maryland. Employment and median earnings are based on jobs covered by Unemployment Insurance in Maryland between July 2017 and June 2018.

For the full report on custodians, please visit <https://familywelfare.umaryland.edu/reports1/ProfileofCustodiansJuly2018.pdf>



For more information, contact Letitia Logan Passarella:

llogan@ssw.umaryland.edu | 410.706.2479



# Howard County

## 2018 Snapshot of Custodians

**4,104**

Custodians with a Case

**2%**

of the July 2018 Caseload

**94%**

are women

**57%**

are African American

**39 years**

was the average age

**5%**

were not biological parents

**1** child support case (average)

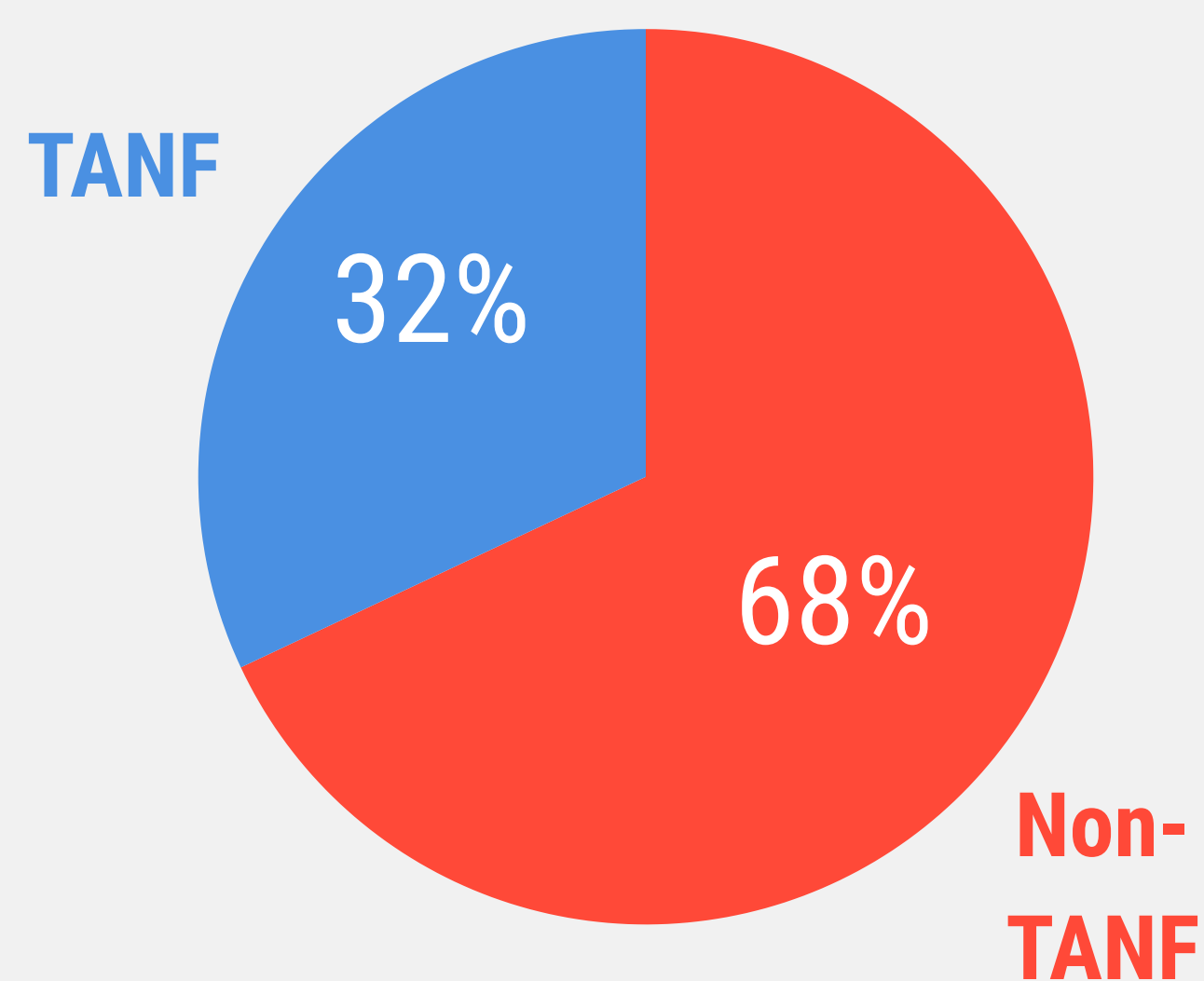
**1** child (average)

**65%** were employed

**\$36,837**

were the median annual earnings among those employed

**One in three** custodians have received **TANF** in the past 20 years



Custodians were owed an annual average of **\$7,237** in current support in one year

**73%**

Percent of custodians owed current support

Custodians were owed a median of **\$7,108** in arrears

**70%**

Percent of custodians owed arrears

Custodians received an average annual payment of **\$8,755**

**88%**

Percent receiving a payment

**64%**

Percent of support received

Child support payments boosted employed custodians' income by **28%**



Less than **one in 10** custodians had support retained by the state

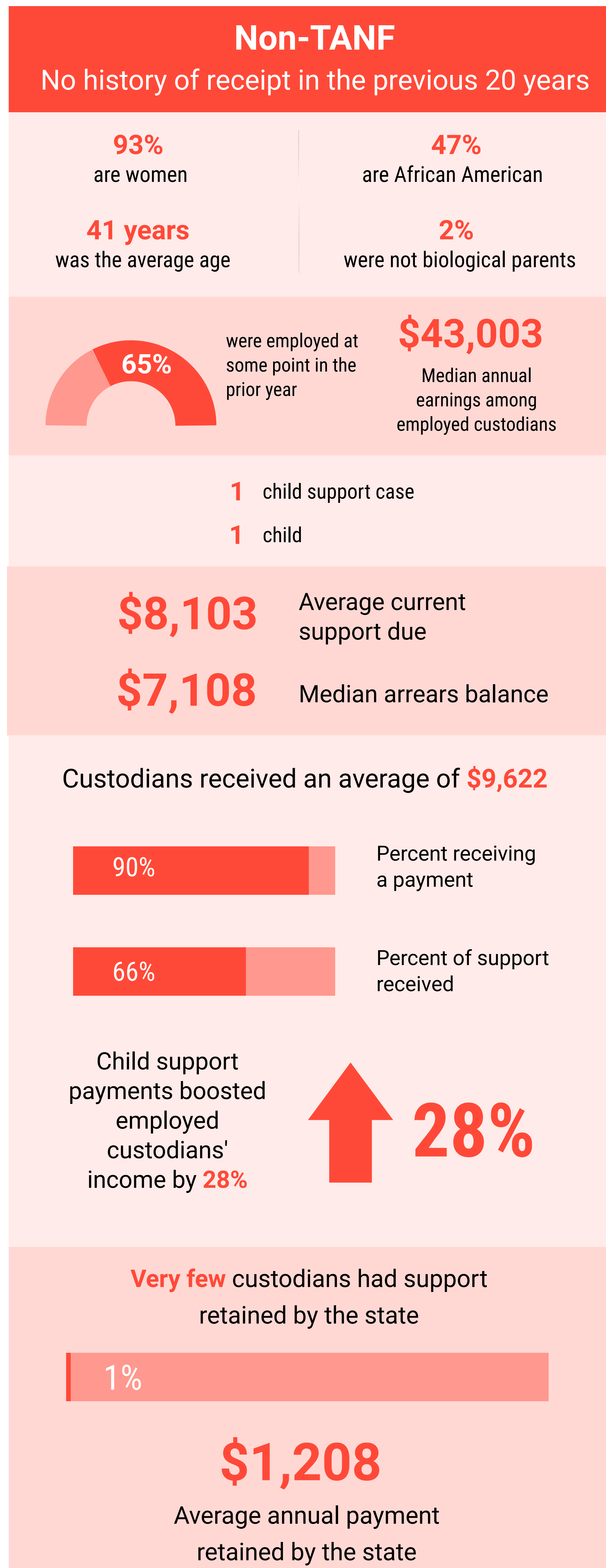
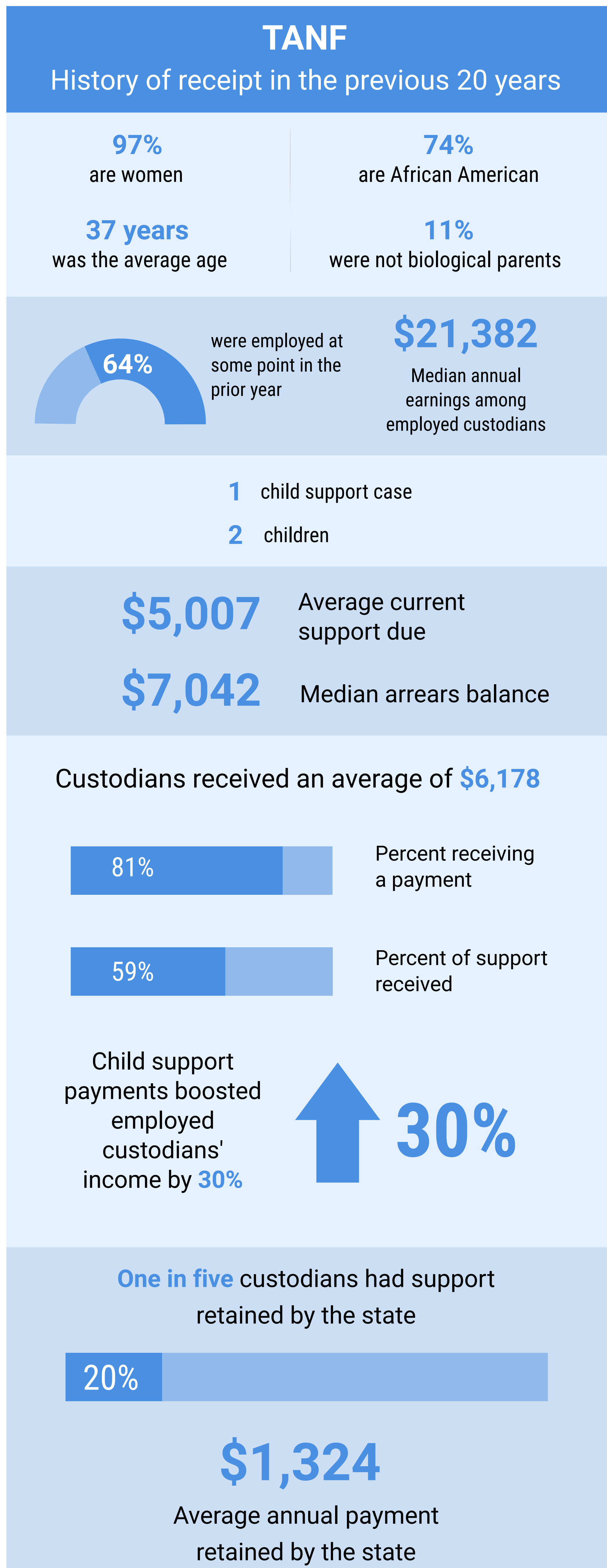
**6%**

**\$1,314**

Average annual payment retained by the state

# Howard County

## Custodian Snapshots by TANF Status, 2018



Data are based on a sample of 847 custodians who had an active child support case in July 2018. Payments are based on data between July 2017 and June 2018. TANF receipt is based only on participation in Maryland. Employment and median earnings are based on jobs covered by Unemployment Insurance in Maryland between July 2017 and June 2018.

For the full report on custodians, please visit <https://familywelfare.umaryland.edu/reports1/ProfileofCustodiansJuly2018.pdf>



For more information, contact Letitia Logan Passarella:  
llogan@ssw.umaryland.edu | 410.706.2479



# Kent County

## 2018 Snapshot of Custodians

**605**

Custodians with a Case

**0.4%**

of the July 2018 Caseload

**91%**

are women

**53%**

are Caucasian

**40 years**

was the average age

**10%**

were not biological parents

**1** child support case (average)

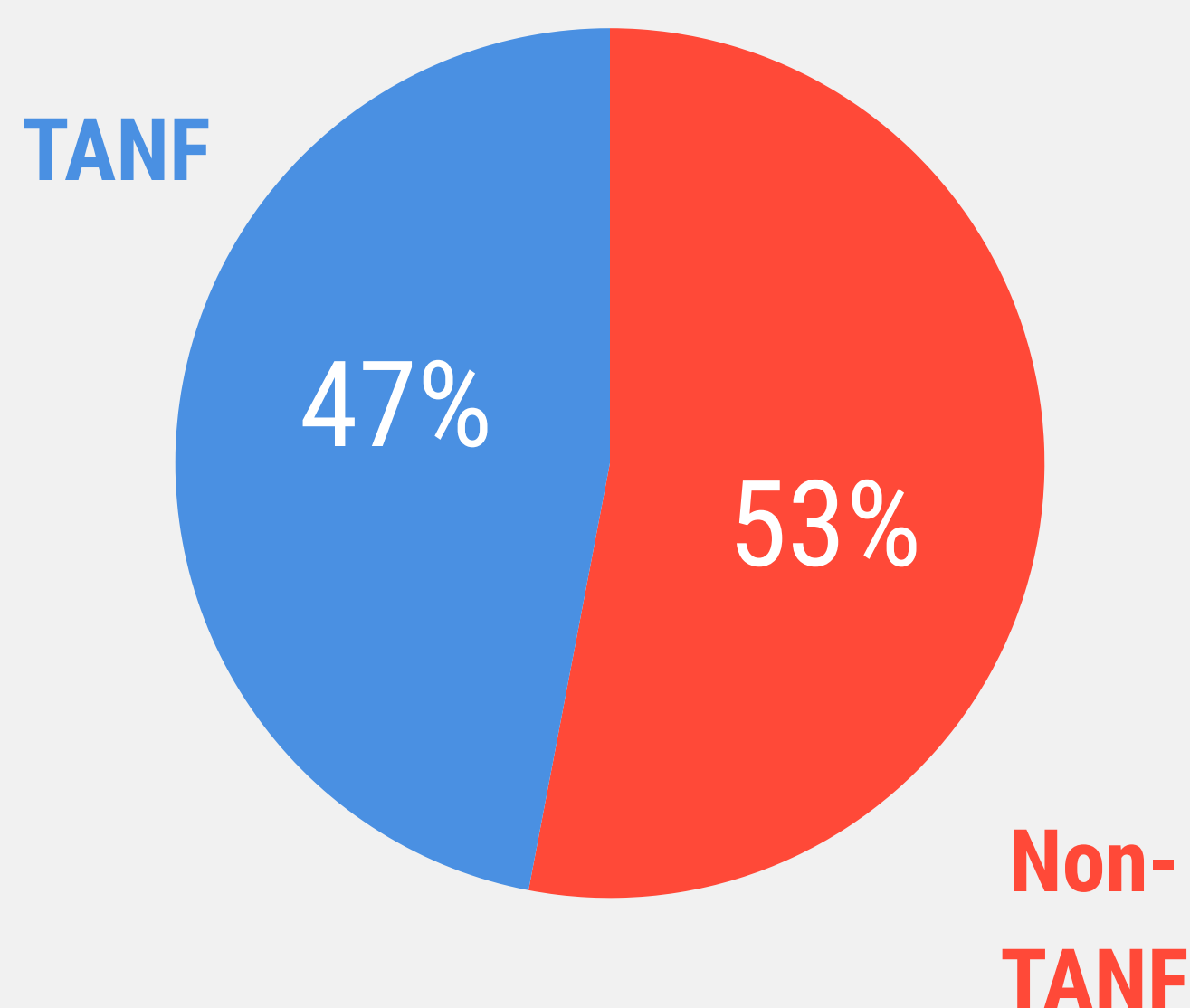
**1** child (average)

**55%** were employed

**\$26,043**

were the median annual earnings among those employed

Almost **half** of custodians have received **TANF** in the past 20 years



Custodians were owed an annual average of **\$4,709** in current support in one year

**66%**

Percent of custodians owed current support

Custodians were owed a median of **\$4,388** in arrears

**74%**

Percent of custodians owed arrears

Custodians received an average annual payment of **\$5,013**

**81%**

Percent receiving a payment

**58%**

Percent of support received

Child support payments boosted employed custodians' income by **26%**



Nearly **one in five** custodians had support retained by the state

**17%**

**\$842**

Average annual payment retained by the state

# Kent County

## Custodian Snapshots by TANF Status, 2018

### TANF

History of receipt in the previous 20 years

<b>95%</b> are women	<b>56%</b> are African American
<b>39 years</b> was the average age	<b>16%</b> were not biological parents

**54%** were employed at some point in the prior year

**\$19,395** Median annual earnings among employed custodians

**1** child support case  
**1** child

**\$3,675** Average current support due  
**\$4,722** Median arrears balance

Custodians received an average of **\$4,042**

<b>77%</b>	Percent receiving a payment
<b>50%</b>	Percent of support received

Child support payments boosted employed custodians' income by **26%**

**One in three** custodians had support retained by the state

**35%**

**\$872** Average annual payment retained by the state

### Non-TANF

No history of receipt in the previous 20 years

<b>88%</b> are women	<b>64%</b> are Caucasian
<b>41 years</b> was the average age	<b>3%</b> were not biological parents

**57%** were employed at some point in the prior year

**\$32,509** Median annual earnings among employed custodians

**1** child support case  
**1** child

**\$5,445** Average current support due  
**\$4,152** Median arrears balance

Custodians received an average of **\$5,653**

<b>85%</b>	Percent receiving a payment
<b>63%</b>	Percent of support received

Child support payments boosted employed custodians' income by **25%**

**Very few** custodians had support retained by the state

**3%**

**\$498** Average annual payment retained by the state

Data are based on a sample of 386 custodians who had an active child support case in July 2018. Payments are based on data between July 2017 and June 2018. TANF receipt is based only on participation in Maryland. Employment and median earnings are based on jobs covered by Unemployment Insurance in Maryland between July 2017 and June 2018.

For the full report on custodians, please visit <https://familywelfare.umaryland.edu/reports1/ProfileofCustodiansJuly2018.pdf>



# Montgomery County

## 2018 Snapshot of Custodians

**14,958**

Custodians with a Case

**9%**

of the July 2018 Caseload

**96%**

are women

**53%**

are African American

**39 years**

was the average age

**3%**

were not biological parents

**1** child support case (average)

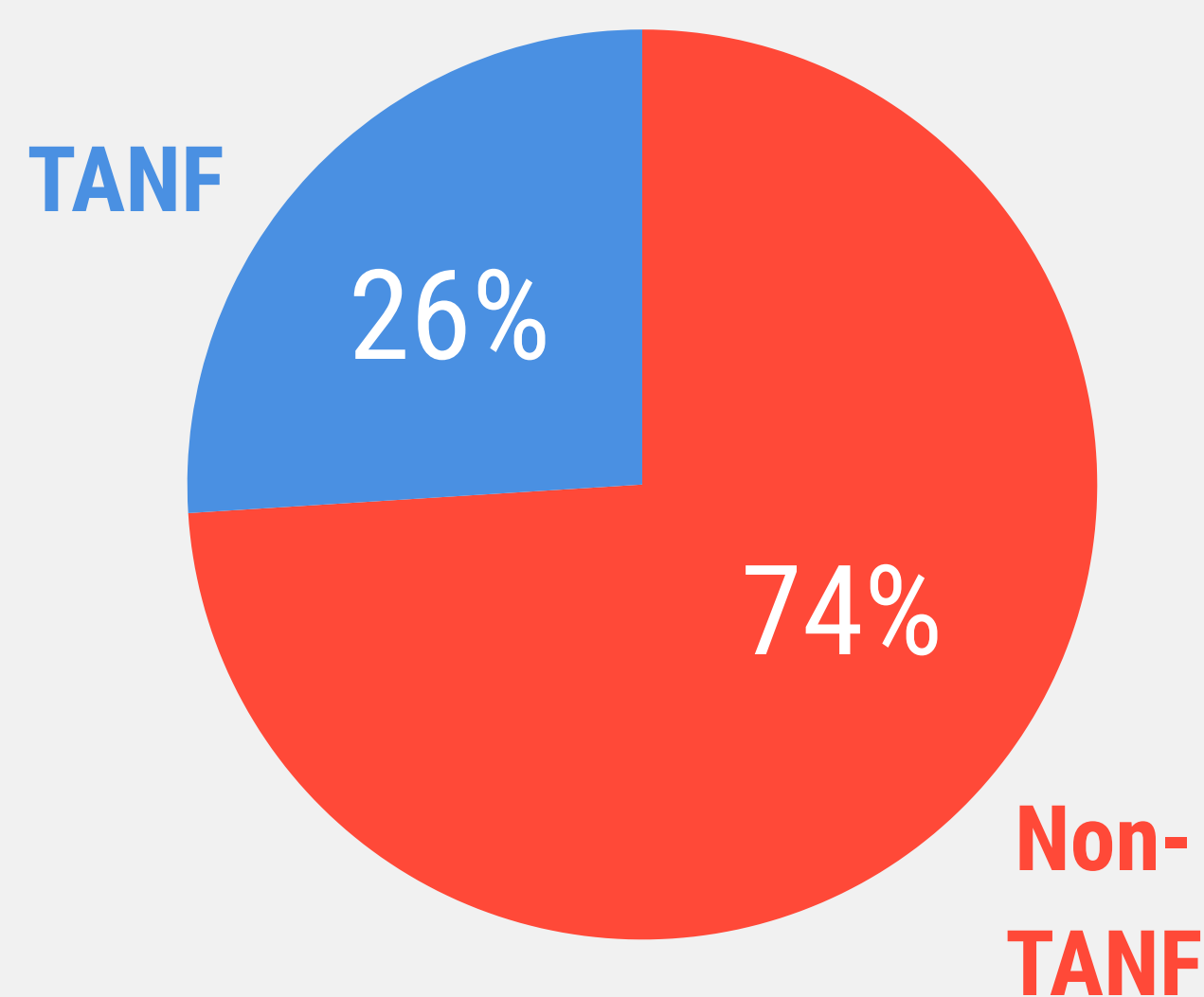
**1** child (average)

**56%** were employed

**\$32,709**

were the median annual earnings among those employed

**One in four** custodians have received **TANF** in the past 20 years



Custodians were owed an annual average of **\$6,251** in current support in one year

**77%**

Percent of custodians owed current support

Custodians were owed a median of **\$4,278** in arrears

**77%**

Percent of custodians owed arrears

Custodians received an average annual payment of **\$7,359**

**90%**

Percent receiving a payment

**65%**

Percent of support received

Child support payments boosted employed custodians' income by **30%**



Less than **one in 10** custodians had support retained by the state

**6%**

**\$927**

Average annual payment retained by the state

# Montgomery County

## Custodian Snapshots by TANF Status, 2018

### TANF

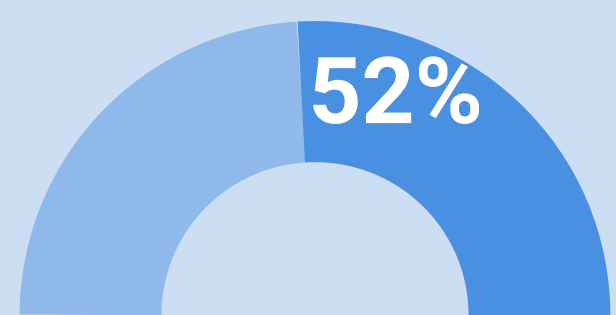
History of receipt in the previous 20 years

**97%**  
are women

**75%**  
are African American

**38 years**  
was the average age

**9%**  
were not biological parents



were employed at  
some point in the  
prior year

**\$23,153**

Median annual  
earnings among  
employed custodians

**1** child support case

**2** children


**\$4,385** Average current  
support due

**\$4,686** Median arrears balance

Custodians received an average of **\$5,130**




Percent receiving  
a payment




Percent of support  
received

Child support  
payments boosted  
employed  
custodians'  
income by **30%**



**One in five** custodians had support  
retained by the state



**\$986**

Average annual payment  
retained by the state

### Non-TANF

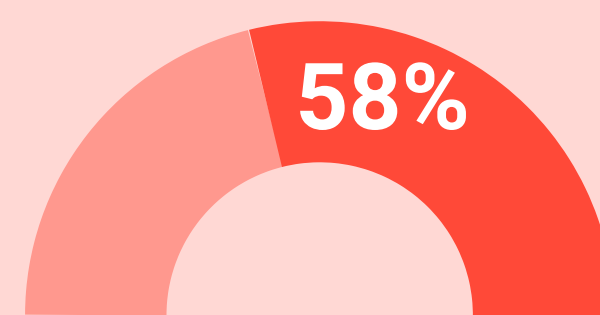
No history of receipt in the previous 20 years

**95%**  
are women

**44%**  
are African American

**40 years**  
was the average age

**1%**  
were not biological parents



were employed at  
some point in the  
prior year

**\$37,305**

Median annual  
earnings among  
employed custodians

**1** child support case

**1** child

**\$6,823** Average current  
support due

**\$4,054** Median arrears balance

Custodians received an average of **\$8,022**

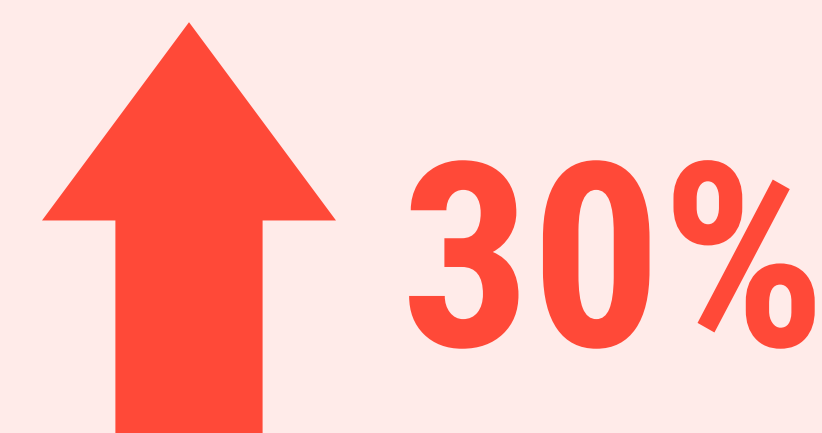


Percent receiving  
a payment



Percent of support  
received

Child support  
payments boosted  
employed  
custodians'  
income by **30%**



**Very few** custodians had support  
retained by the state



**\$227**

Average annual payment  
retained by the state

Data are based on a sample of 995 custodians who had an active child support case in July 2018. Payments are based on data between July 2017 and June 2018. TANF receipt is based only on participation in Maryland. Employment and median earnings are based on jobs covered by Unemployment Insurance in Maryland between July 2017 and June 2018.

For the full report on custodians, please visit  
<https://familywelfare.umaryland.edu/reports1/ProfileofCustodiansJuly2018.pdf>



For more information, contact Letitia Logan Passarella:

[llogan@ssw.umaryland.edu](mailto:llogan@ssw.umaryland.edu) | 410.706.2479



# Prince George's County

## 2018 Snapshot of Custodians

**31,564**

Custodians with a Case

**19%**

of the July 2018 Caseload

**96%**

are women

**87%**

are African American

**40 years**

was the average age

**3%**

were not biological parents

**1** child support case (average)

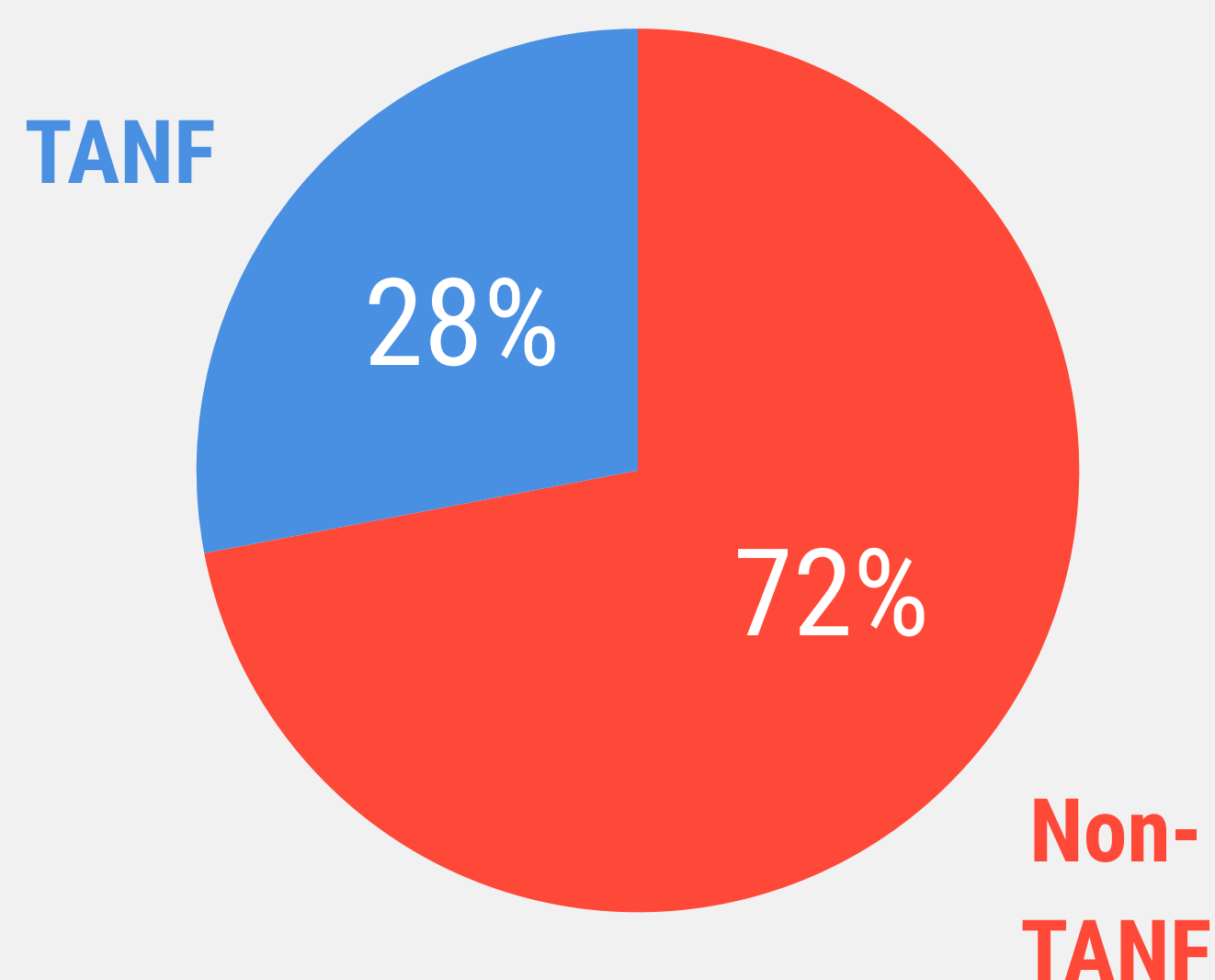
**1** child (average)

**39%** were employed

**\$31,786**

were the median annual earnings among those employed

**Three in 10** custodians have received **TANF** in the past 20 years



Custodians were owed an annual average of **\$6,209** in current support in one year

**67%**

Percent of custodians owed current support

Custodians were owed a median of **\$7,040** in arrears

**71%**

Percent of custodians owed arrears

Custodians received an average annual payment of **\$7,067**

**88%**

Percent receiving a payment

**60%**

Percent of support received

Child support payments boosted employed custodians' income by **43%**



Less than **one in 10** custodians had support retained by the state

**5%**

**\$1,303**

Average annual payment retained by the state

# Prince George's County

## Custodian Snapshots by TANF Status, 2018

### TANF

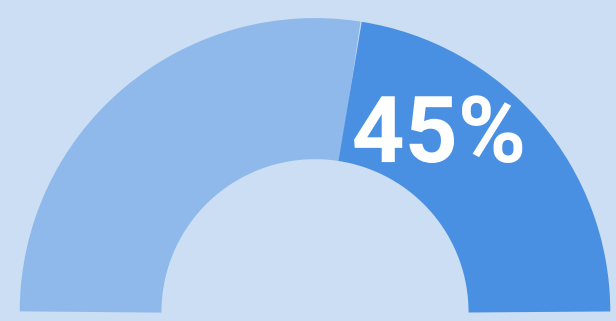
History of receipt in the previous 20 years

**96%**  
are women

**95%**  
are African American

**38 years**  
was the average age

**6%**  
were not biological parents



were employed at  
some point in the  
prior year

**\$18,547**

Median annual  
earnings among  
employed custodians

**1** child support case

**2** children


**\$5,155** Average current  
support due

**\$8,688** Median arrears balance

Custodians received an average of **\$5,834**




Percent receiving  
a payment



Percent of support  
received

Child support  
payments boosted  
employed  
custodians'  
income by **44%**



**44%**

More than **one in 10** custodians had  
support retained by the state



**\$1,336**

Average annual payment  
retained by the state

### Non-TANF

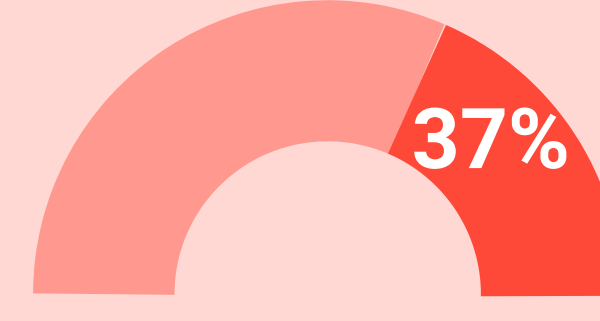
No history of receipt in the previous 20 years

**96%**  
are women

**83%**  
are African American

**41 years**  
was the average age

**1%**  
were not biological parents



were employed at  
some point in the  
prior year

**\$38,249**

Median annual  
earnings among  
employed custodians

**1** child support case

**1** child

**\$6,553** Average current  
support due

**\$6,728** Median arrears balance

Custodians received an average of **\$7,437**



Percent receiving  
a payment



Percent of support  
received

Child support  
payments boosted  
employed  
custodians'  
income by **43%**



**43%**

**Very few** custodians had support  
retained by the state



**\$1,192**

Average annual payment  
retained by the state

Data are based on a sample of 1,031 custodians who had an active child support case in July 2018. Payments are based on data between July 2017 and June 2018. TANF receipt is based only on participation in Maryland. Employment and median earnings are based on jobs covered by Unemployment Insurance in Maryland between July 2017 and June 2018.

For the full report on custodians, please visit  
<https://familywelfare.umaryland.edu/reports1/ProfileofCustodiansJuly2018.pdf>



For more information, contact Letitia Logan Passarella:

[llogan@ssw.umaryland.edu](mailto:llogan@ssw.umaryland.edu) | 410.706.2479



# Queen Anne's County

## 2018 Snapshot of Custodians

**987**

Custodians with a Case

**1%**

of the July 2018 Caseload

**93%**

are women

**73%**

are Caucasian

**40 years**

was the average age

**4%**

were not biological parents

**1** child support case (average)

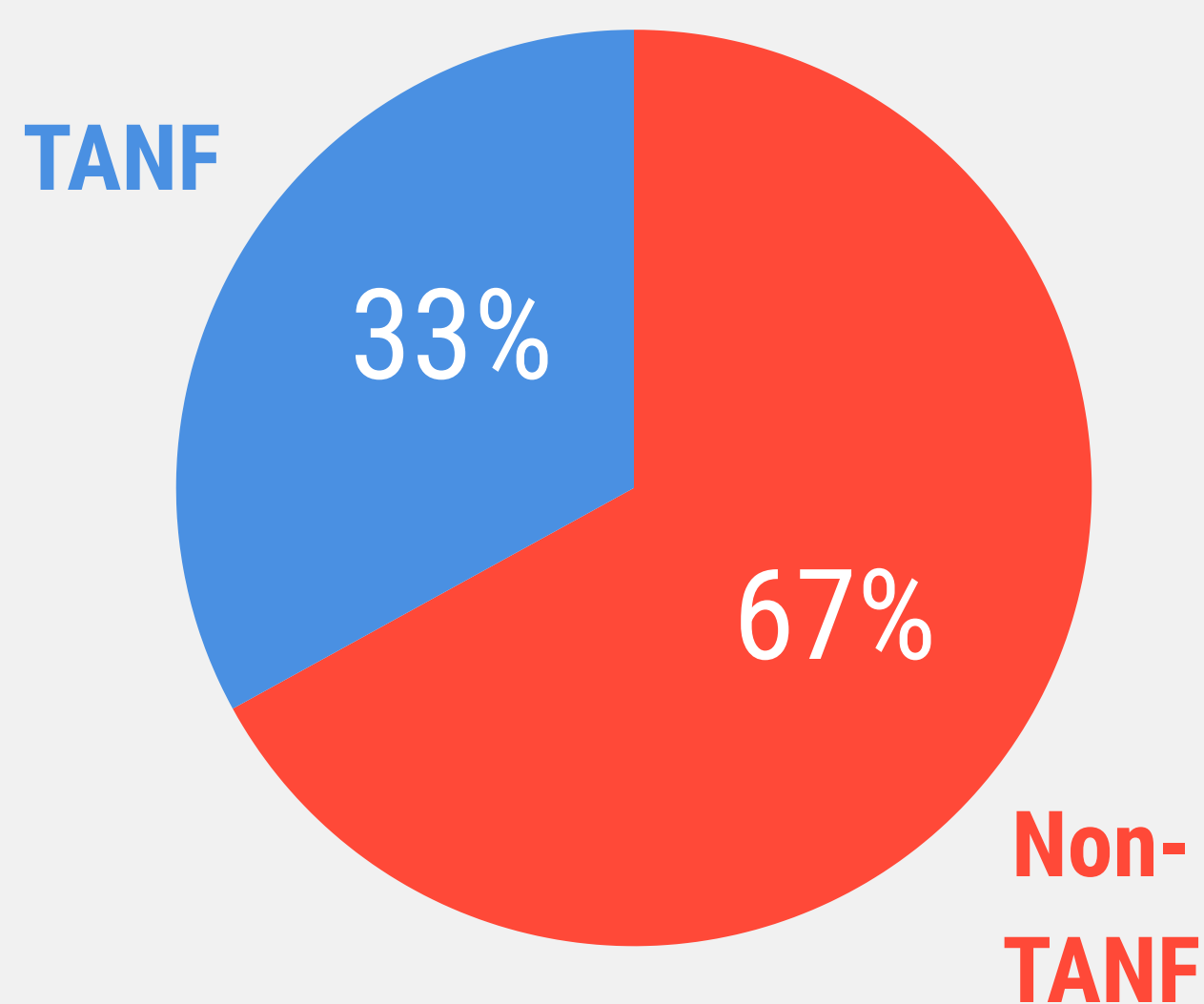
**1** child (average)

**61%** were employed

**\$31,520**

were the median annual earnings among those employed

**One in three** custodians have received **TANF** in the past 20 years



Custodians were owed an annual average of **\$6,187** in current support in one year

**75%**

Percent of custodians owed current support

Custodians were owed a median of **\$4,216** in arrears

**77%**

Percent of custodians owed arrears

Custodians received an average annual payment of **\$6,590**

**90%**

Percent receiving a payment

**64%**

Percent of support received

Child support payments boosted employed custodians' income by **26%**



**One in 10** custodians had support retained by the state

**11%**

**\$808**

Average annual payment retained by the state

# Queen Anne's County

## Custodian Snapshots by TANF Status, 2018

### TANF

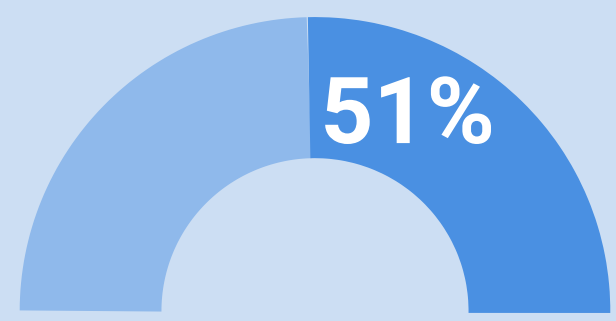
History of receipt in the previous 20 years

**96%**  
are women

**55%**  
are Caucasian

**41 years**  
was the average age

**10%**  
were not biological parents



were employed at  
some point in the  
prior year

**\$17,537**

Median annual  
earnings among  
employed custodians



**1** child support case

**1** child


**\$4,711** Average current  
support due

**\$4,374** Median arrears balance

Custodians received an average of **\$5,261**



Child support  
payments boosted  
employed  
custodians'  
income by **37%**



**Three in 10** custodians had support  
retained by the state



**\$842**

Average annual payment  
retained by the state

### Non-TANF

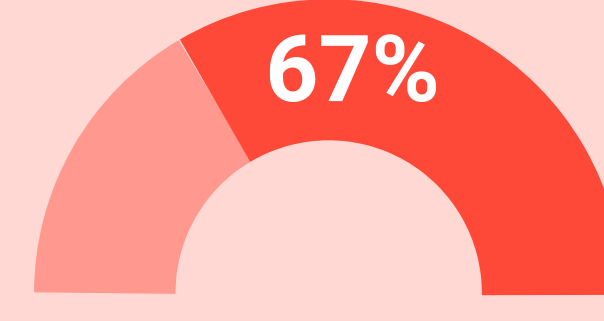
No history of receipt in the previous 20 years

**91%**  
are women

**82%**  
are Caucasian

**40 years**  
was the average age

**1%**  
were not biological parents



were employed at  
some point in the  
prior year

**\$36,347**

Median annual  
earnings among  
employed custodians


**1** child support case

**1** child

**\$6,794** Average current  
support due

**\$4,032** Median arrears balance

Custodians received an average of **\$7,142**



Child support  
payments boosted  
employed  
custodians'  
income by **24%**



**Very few** custodians had support  
retained by the state



**\$397**

Average annual payment  
retained by the state

Data are based on a sample of 512 custodians who had an active child support case in July 2018. Payments are based on data between July 2017 and June 2018. TANF receipt is based only on participation in Maryland. Employment and median earnings are based on jobs covered by Unemployment Insurance in Maryland between July 2017 and June 2018.

For the full report on custodians, please visit  
<https://familywelfare.umaryland.edu/reports1/ProfileofCustodiansJuly2018.pdf>



For more information, contact Letitia Logan Passarella:

[llogan@ssw.umaryland.edu](mailto:llogan@ssw.umaryland.edu) | 410.706.2479



# Somerset County

## 2018 Snapshot of Custodians

**1,240**

Custodians with a Case

**1%**

of the July 2018 Caseload

**96%**

are women

**57%**

are African American

**38 years**

was the average age

**12%**

were not biological parents

**1** child support case (average)

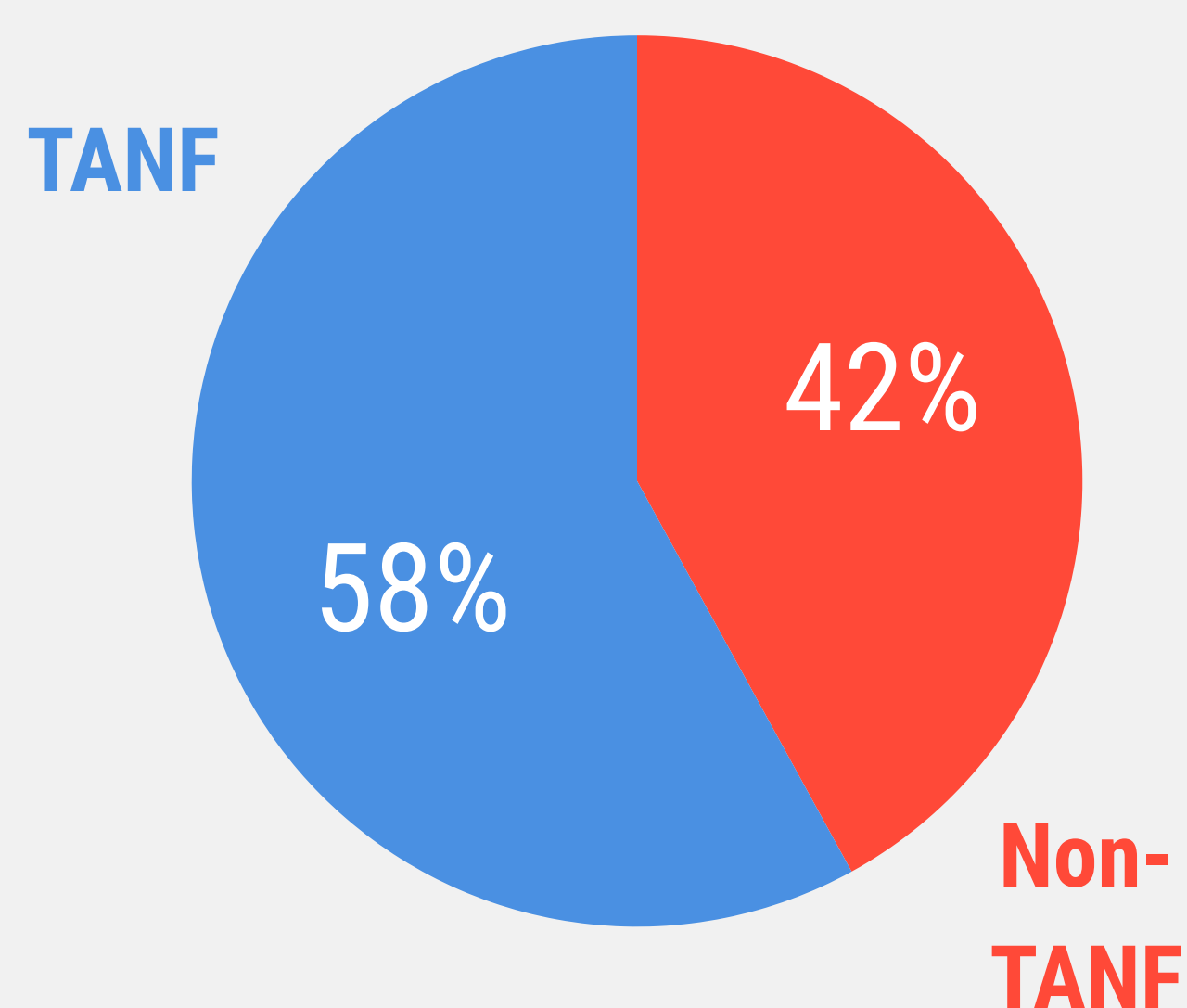
**1** child (average)

**64%** were employed

**\$23,270**

were the median annual earnings among those employed

**Three in five** custodians have received **TANF** in the past 20 years



Custodians were owed an annual average of **\$3,530** in current support in one year

**67%**

Percent of custodians owed current support

Custodians were owed a median of **\$3,264** in arrears

**76%**

Percent of custodians owed arrears

Custodians received an average annual payment of **\$4,453**

**82%**

Percent receiving a payment

**60%**

Percent of support received

Child support payments boosted employed custodians' income by **21%**



**One in five** custodians had support retained by the state

**22%**

**\$1,117**

Average annual payment retained by the state

# Somerset County

## Custodian Snapshots by TANF Status, 2018

### TANF

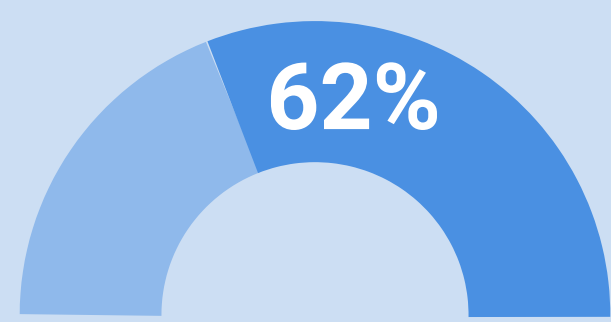
History of receipt in the previous 20 years

**97%**  
are women

**64%**  
are African American

**37 years**  
was the average age

**15%**  
were not biological parents



were employed at  
some point in the  
prior year

**\$17,223**

Median annual  
earnings among  
employed custodians

**2** child support case

**2** children


**\$3,103** Average current  
support due

**\$3,715** Median arrears balance

Custodians received an average of **\$4,278**




Percent receiving  
a payment



Percent of support  
received

Child support  
payments boosted  
employed  
custodians'  
income by **22%**



Nearly **two in five** custodians had  
support retained by the state



**\$1,097**

Average annual payment  
retained by the state

### Non-TANF

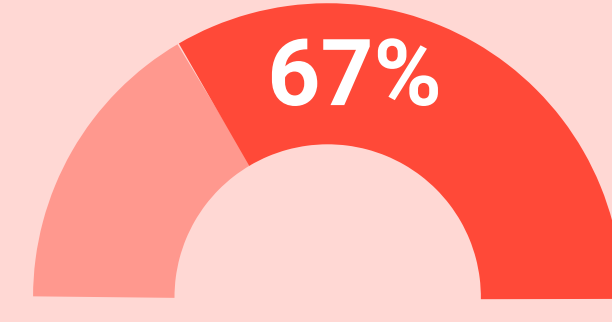
No history of receipt in the previous 20 years

**95%**  
are women

**51%**  
are Caucasian

**38 years**  
was the average age

**7%**  
were not biological parents



were employed at  
some point in the  
prior year

**\$27,805**

Median annual  
earnings among  
employed custodians

**1** child support case

**1** child

**\$3,976** Average current  
support due

**\$3,076** Median arrears balance

Custodians received an average of **\$4,614**

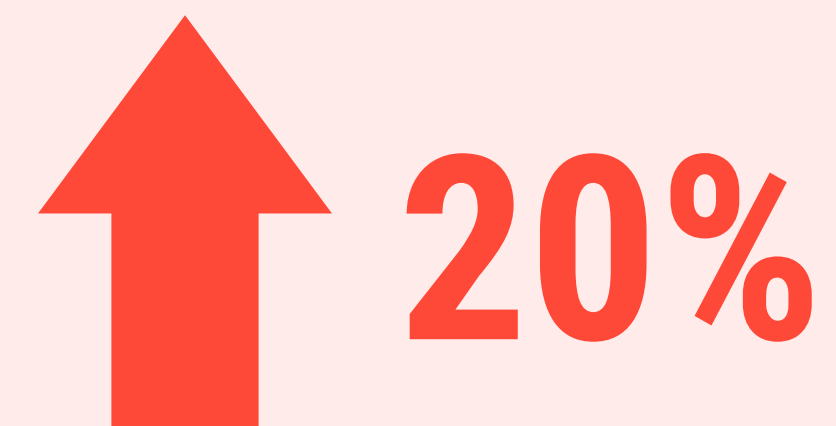


Percent receiving  
a payment



Percent of support  
received

Child support  
payments boosted  
employed  
custodians'  
income by **20%**



**Very few** custodians had support  
retained by the state



**\$1,541**

Average annual payment  
retained by the state

Data are based on a sample of 573 custodians who had an active child support case in July 2018. Payments are based on data between July 2017 and June 2018. TANF receipt is based only on participation in Maryland. Employment and median earnings are based on jobs covered by Unemployment Insurance in Maryland between July 2017 and June 2018.

For the full report on custodians, please visit  
<https://familywelfare.umaryland.edu/reports1/ProfileofCustodiansJuly2018.pdf>



For more information, contact Letitia Logan Passarella:

[llogan@ssw.umaryland.edu](mailto:llogan@ssw.umaryland.edu) | 410.706.2479



# St. Mary's County

## 2018 Snapshot of Custodians

**3,848**

Custodians with a Case

**2%**

of the July 2018 Caseload

**92%**

are women

**55%**

are Caucasian

**37 years**

was the average age

**10%**

were not biological parents

**1** child support case (average)

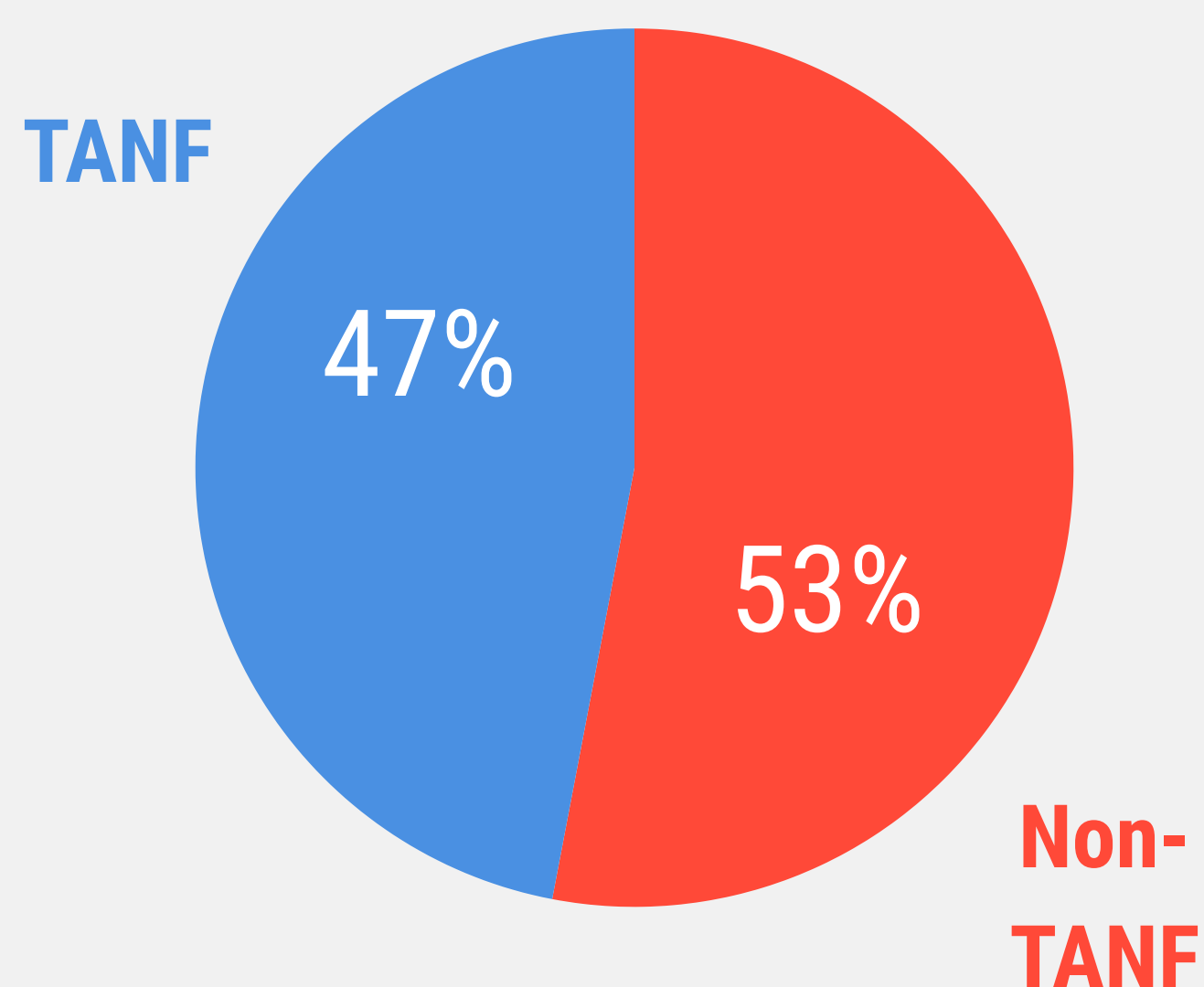
**1** child (average)

**57%** were employed

**\$27,761**

were the median annual earnings among those employed

Almost **half** of custodians have received **TANF** in the past 20 years



Custodians were owed an annual average of **\$5,530** in current support in one year

**66%**

Percent of custodians owed current support

Custodians were owed a median of **\$5,269** in arrears

**69%**

Percent of custodians owed arrears

Custodians received an average annual payment of **\$6,410**

**87%**

Percent receiving a payment

**59%**

Percent of support received

Child support payments boosted employed custodians' income by **27%**



Nearly **one in five** custodians had support retained by the state

**17%**

**\$1,537**

Average annual payment retained by the state

# St. Mary's County

## Custodian Snapshots by TANF Status, 2018

### TANF

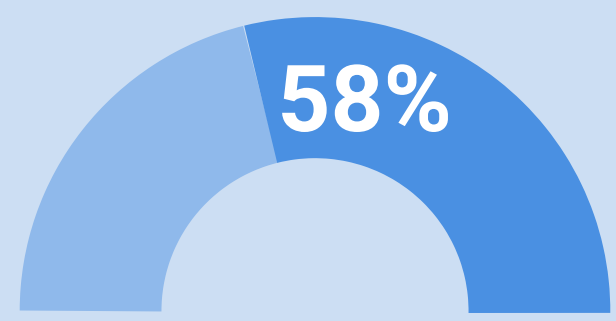
History of receipt in the previous 20 years

**93%**  
are women

**53%**  
are African American

**37 years**  
was the average age

**18%**  
were not biological parents



were employed at  
some point in the  
prior year

**\$19,555**

Median annual  
earnings among  
employed custodians

**2** child support cases

**2** children


**\$4,377** Average current  
support due

**\$6,909** Median arrears balance

Custodians received an average of **\$5,409**




Percent receiving  
a payment



Percent of support  
received

Child support  
payments boosted  
employed  
custodians'  
income by **26%**



More than **one in three** custodians had  
support retained by the state



**\$1,533**

Average annual payment  
retained by the state

### Non-TANF

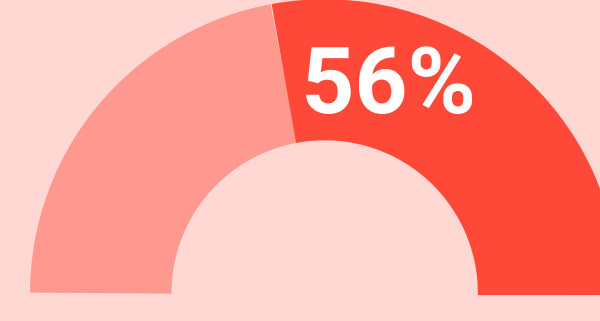
No history of receipt in the previous 20 years

**91%**  
are women

**65%**  
are Caucasian

**37 years**  
was the average age

**3%**  
were not biological parents



were employed at  
some point in the  
prior year

**\$34,121**

Median annual  
earnings among  
employed custodians

**1** child support case

**1** child

**\$6,378** Average current  
support due

**\$3,799** Median arrears balance

Custodians received an average of **\$7,051**



Percent receiving  
a payment



Percent of support  
received

Child support  
payments boosted  
employed  
custodians'  
income by **27%**



**Very few** custodians had support  
retained by the state



**\$1,642**

Average annual payment  
retained by the state

Data are based on a sample of 833 custodians who had an active child support case in July 2018. Payments are based on data between July 2017 and June 2018. TANF receipt is based only on participation in Maryland. Employment and median earnings are based on jobs covered by Unemployment Insurance in Maryland between July 2017 and June 2018.

For the full report on custodians, please visit  
<https://familywelfare.umaryland.edu/reports1/ProfileofCustodiansJuly2018.pdf>



For more information, contact Letitia Logan Passarella:

[llogan@ssw.umaryland.edu](mailto:llogan@ssw.umaryland.edu) | 410.706.2479



# Talbot County

## 2018 Snapshot of Custodians

**819**

Custodians with a Case

**0.5%**

of the July 2018 Caseload

**95%**

are women

**53%**

are Caucasian

**39 years**

was the average age

**6%**

were not biological parents

**1** child support case (average)

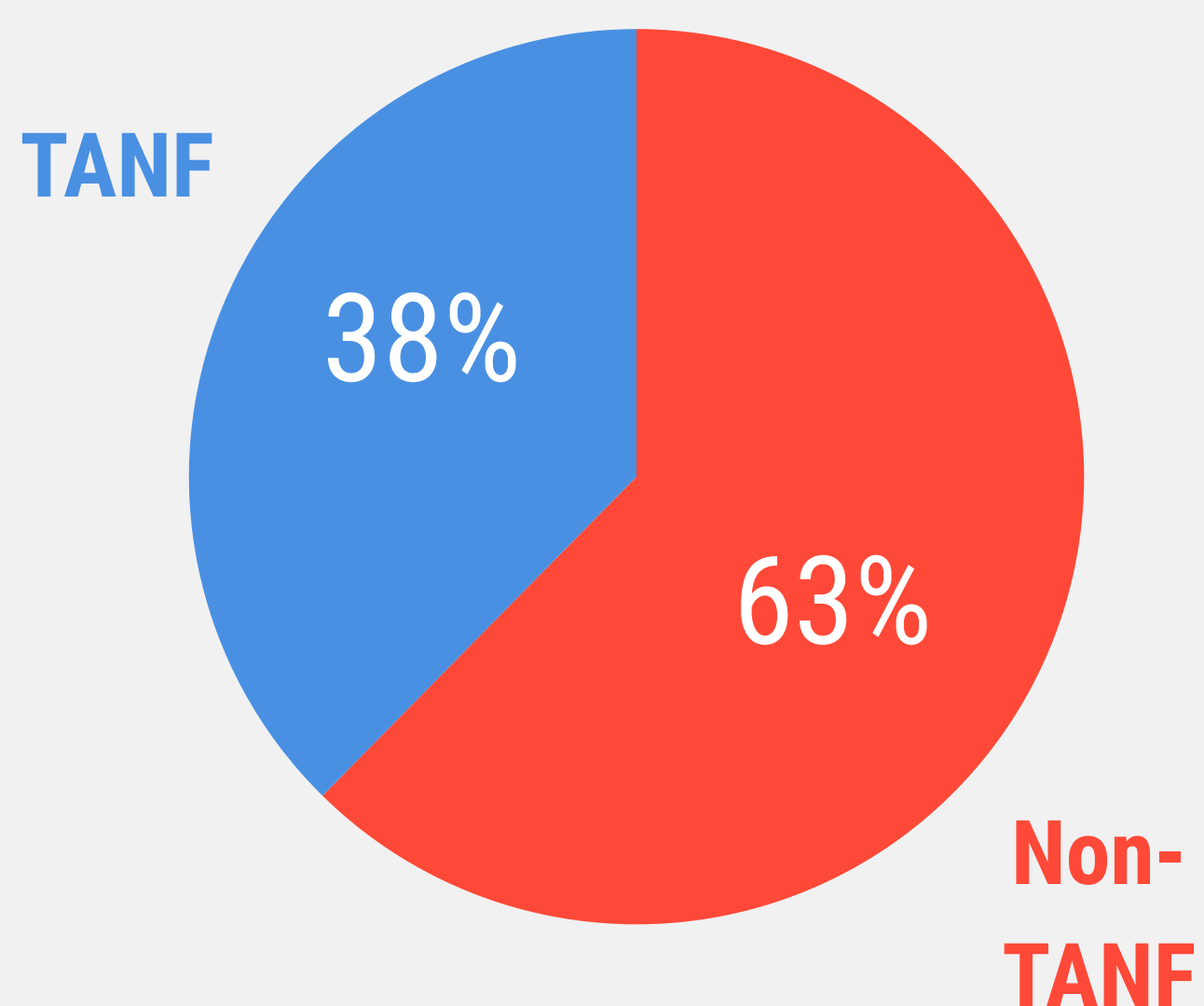
**1** child (average)

**67%** were employed

**\$27,959**

were the median annual earnings among those employed

**Two in five** custodians have received **TANF** in the past 20 years



Custodians were owed an annual average of **\$5,083** in current support in one year

**80%**

Percent of custodians owed current support

Custodians were owed a median of **\$4,226** in arrears

**81%**

Percent of custodians owed arrears

Custodians received an average annual payment of **\$5,758**

**92%**

Percent receiving a payment

**62%**

Percent of support received

Child support payments boosted employed custodians' income by **26%**



**One in 10** custodians had support retained by the state

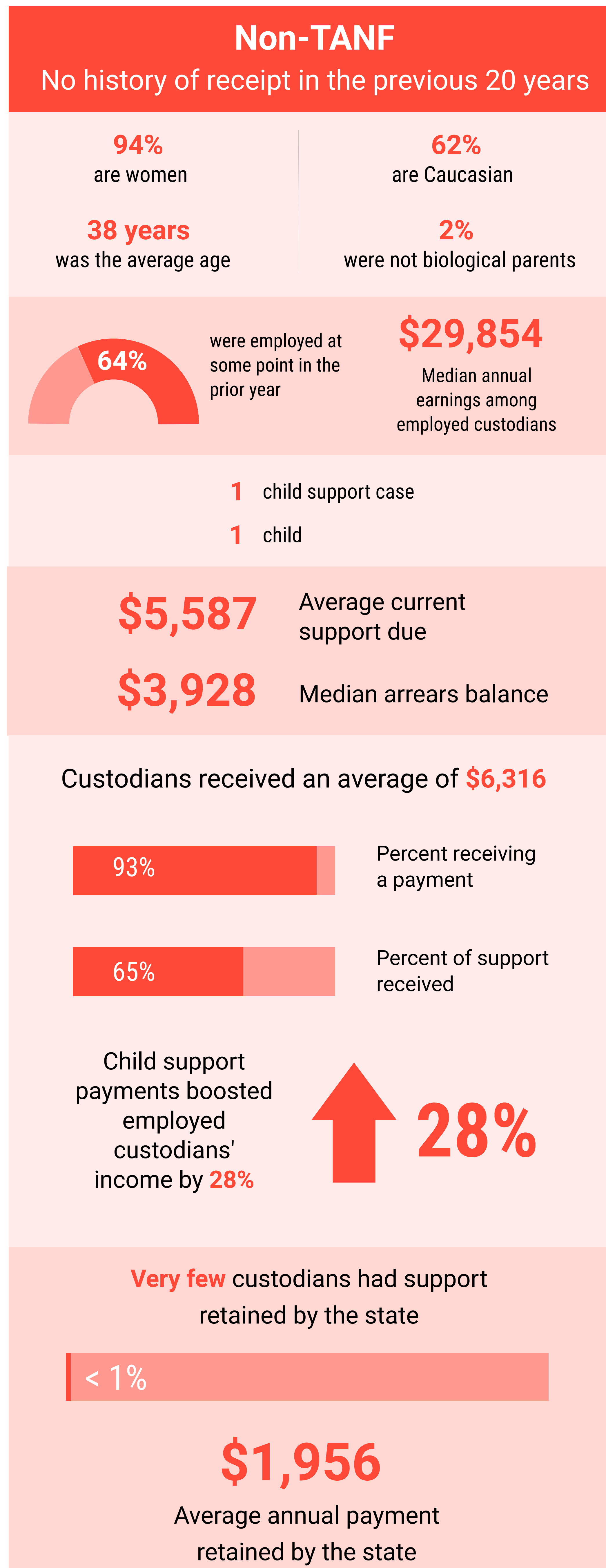
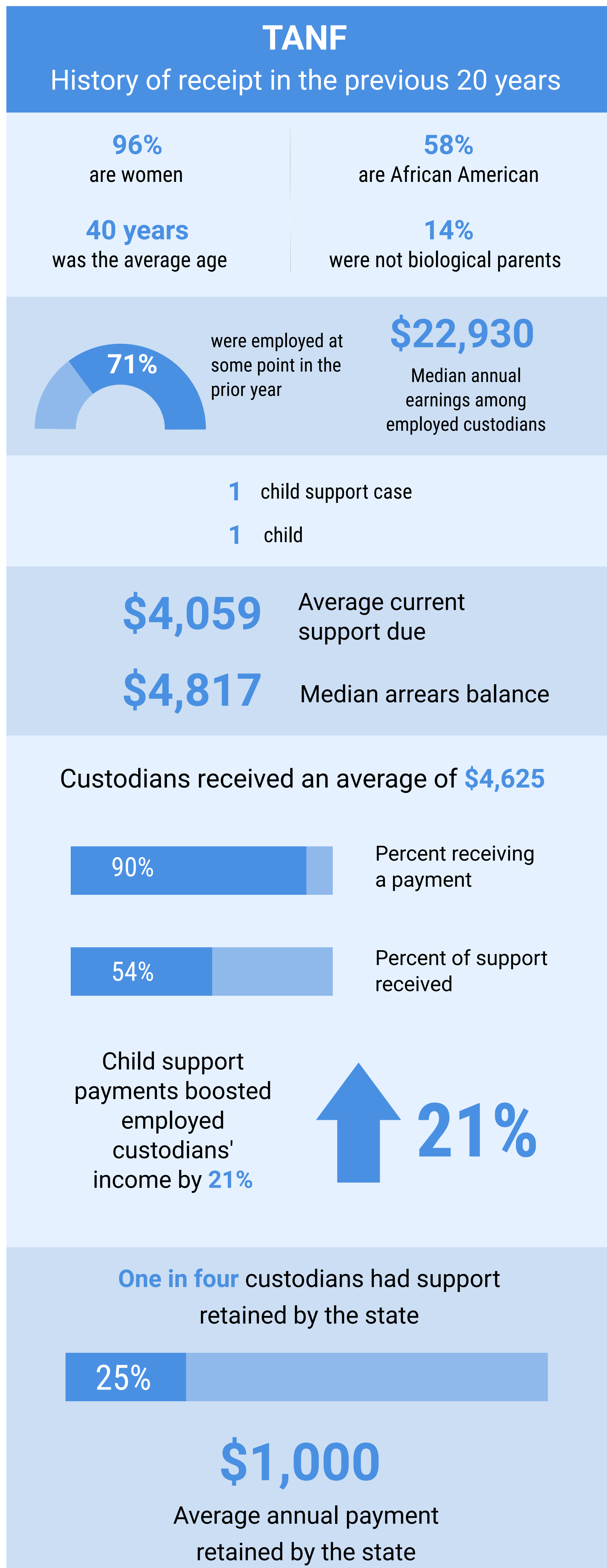
**9%**

**\$1,121**

Average annual payment retained by the state

# Talbot County

## Custodian Snapshots by TANF Status, 2018



Data are based on a sample of 464 custodians who had an active child support case in July 2018. Payments are based on data between July 2017 and June 2018. TANF receipt is based only on participation in Maryland. Employment and median earnings are based on jobs covered by Unemployment Insurance in Maryland between July 2017 and June 2018.

For the full report on custodians, please visit <https://familywelfare.umaryland.edu/reports1/ProfileofCustodiansJuly2018.pdf>



For more information, contact Letitia Logan Passarella:

[llogan@ssw.umaryland.edu](mailto:llogan@ssw.umaryland.edu) | 410.706.2479



# Washington County

## 2018 Snapshot of Custodians

**4,758**

Custodians with a Case

**3%**

of the July 2018 Caseload

**91%**

are women

**79%**

are Caucasian

**38 years**

was the average age

**10%**

were not biological parents

**1** child support case (average)

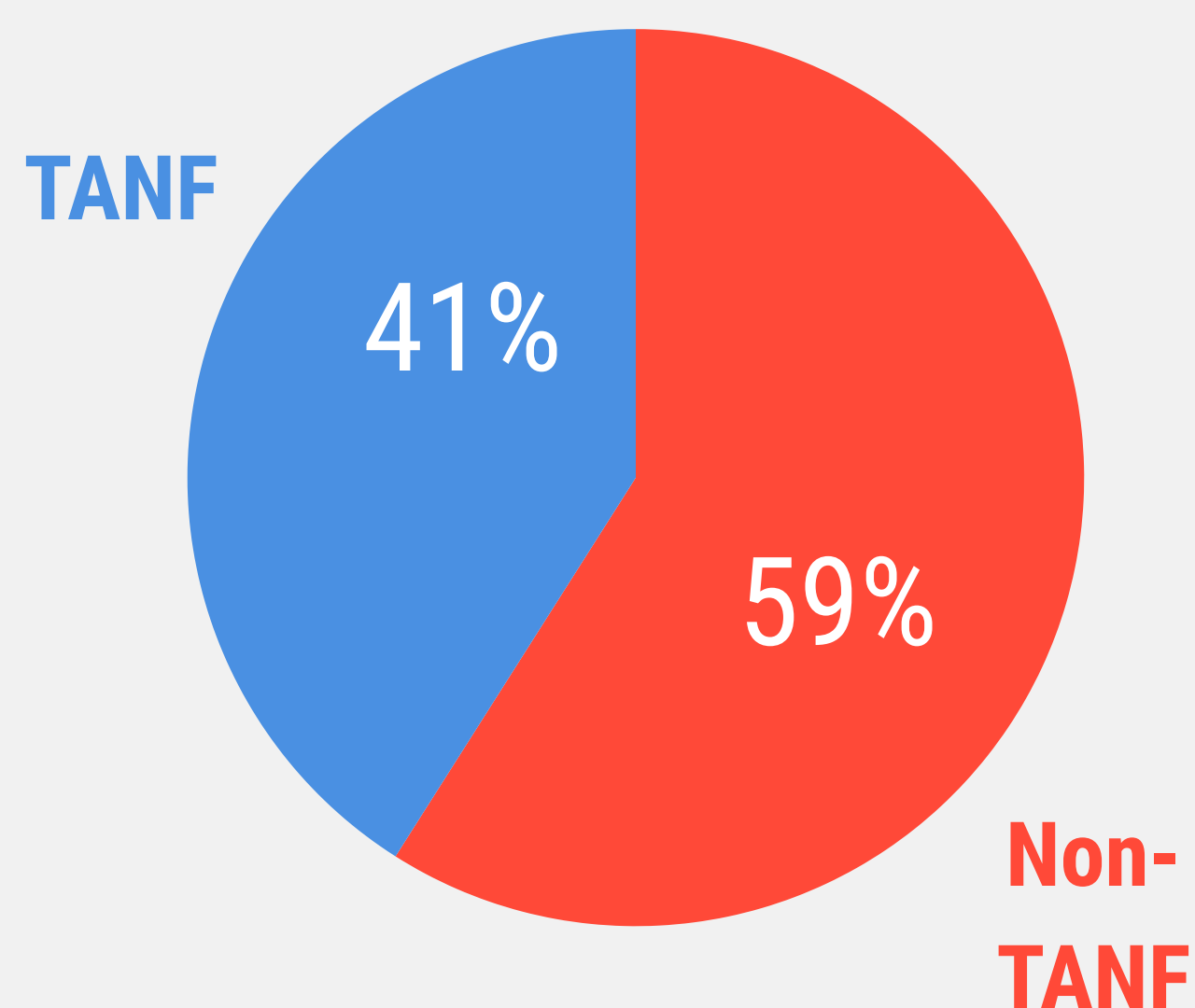
**1** child (average)

**61%** were employed

**\$23,007**

were the median annual earnings among those employed

**Two in five** custodians have received **TANF** in the past 20 years



Custodians were owed an annual average of **\$4,216** in current support in one year

**75%**

Percent of custodians owed current support

Custodians were owed a median of **\$1,803** in arrears

**74%**

Percent of custodians owed arrears

Custodians received an average annual payment of **\$5,165**

**92%**

Percent receiving a payment

**67%**

Percent of support received

Child support payments boosted employed custodians' income by **26%**



**One in five** custodians had support retained by the state

**18%**

**\$1,111**

Average annual payment retained by the state

# Washington County

## Custodian Snapshots by TANF Status, 2018

### TANF

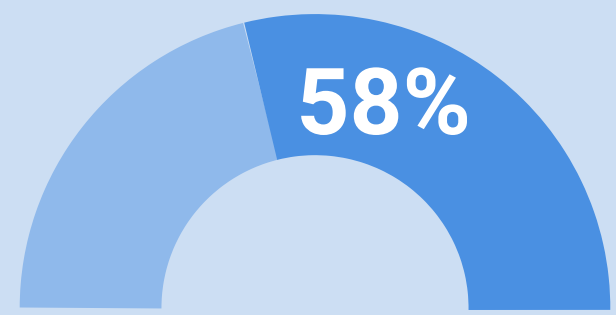
History of receipt in the previous 20 years

**94%**  
are women

**69%**  
are Caucasian

**38 years**  
was the average age

**19%**  
were not biological parents



were employed at  
some point in the  
prior year

**\$15,409**

Median annual  
earnings among  
employed custodians

- 1 child support case
- 2 children

**\$3,138** Average current  
support due

**\$1,614** Median arrears balance

Custodians received an average of **\$4,111**




Percent receiving  
a payment



Percent of support  
received

Child support  
payments boosted  
employed  
custodians'  
income by **28%**



More than **two in five** custodians had  
support retained by the state



**\$1,019**

Average annual payment  
retained by the state

### Non-TANF

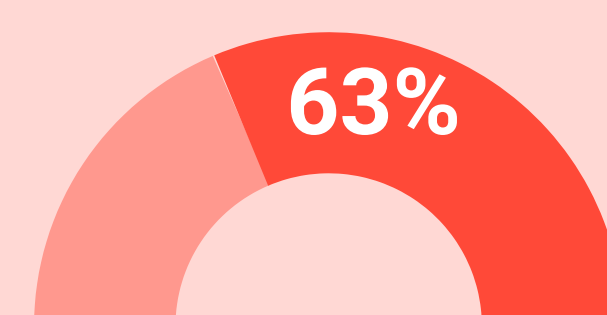
No history of receipt in the previous 20 years

**90%**  
are women

**85%**  
are Caucasian

**37 years**  
was the average age

**4%**  
were not biological parents



were employed at  
some point in the  
prior year

**\$28,982**

Median annual  
earnings among  
employed custodians

- 1 child support case
- 1 child

**\$4,793** Average current  
support due

**\$2,012** Median arrears balance

Custodians received an average of **\$5,713**




Percent receiving  
a payment



Percent of support  
received

Child support  
payments boosted  
employed  
custodians'  
income by **25%**



**Very few** custodians had support  
retained by the state



**\$2,617**

Average annual payment  
retained by the state

Data are based on a sample of 872 custodians who had an active child support case in July 2018. Payments are based on data between July 2017 and June 2018. TANF receipt is based only on participation in Maryland. Employment and median earnings are based on jobs covered by Unemployment Insurance in Maryland between July 2017 and June 2018.

For the full report on custodians, please visit <https://familywelfare.umaryland.edu/reports1/ProfileofCustodiansJuly2018.pdf>



For more information, contact Letitia Logan Passarella:

[llogan@ssw.umaryland.edu](mailto:llogan@ssw.umaryland.edu) | 410.706.2479



# Wicomico County

## 2018 Snapshot of Custodians

**3,737**

Custodians with a Case

**2%**

of the July 2018 Caseload

**97%**

are women

**61%**

are African American

**38 years**

was the average age

**8%**

were not biological parents

**1** child support case (average)

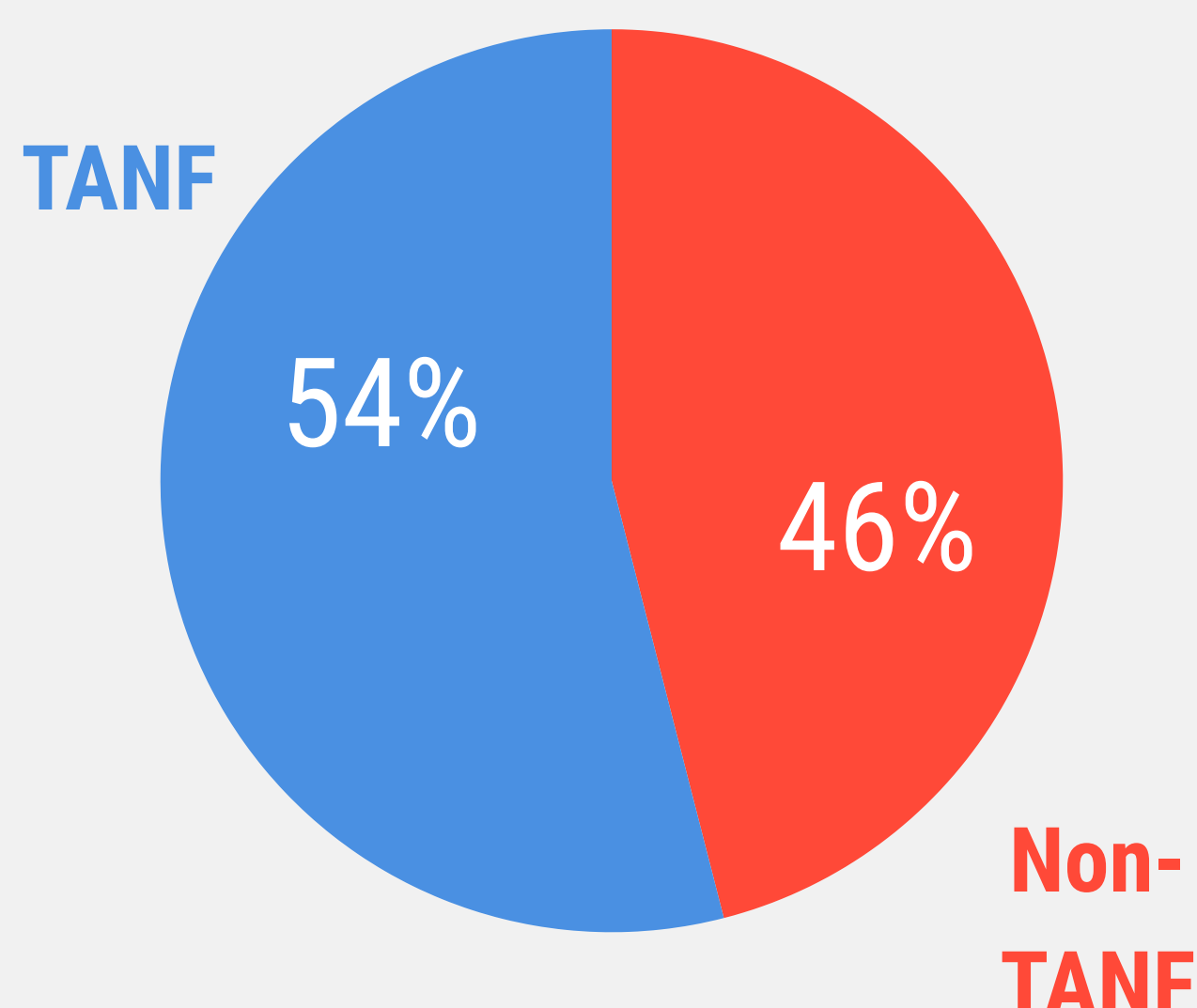
**1** child (average)

**62%** were employed

**\$22,155**

were the median annual earnings among those employed

More than **half** of custodians have received **TANF** in the past 20 years



Custodians were owed an annual average of **\$3,840** in current support in one year

**69%**

Percent of custodians owed current support

Custodians were owed a median of **\$4,284** in arrears

**75%**

Percent of custodians owed arrears

Custodians received an average annual payment of **\$4,643**

**87%**

Percent receiving a payment

**58%**

Percent of support received

Child support payments boosted employed custodians' income by **22%**



**One in five** custodians had support retained by the state

**20%**

**\$1,221**

Average annual payment retained by the state

# Wicomico County

## Custodian Snapshots by TANF Status, 2018

### TANF

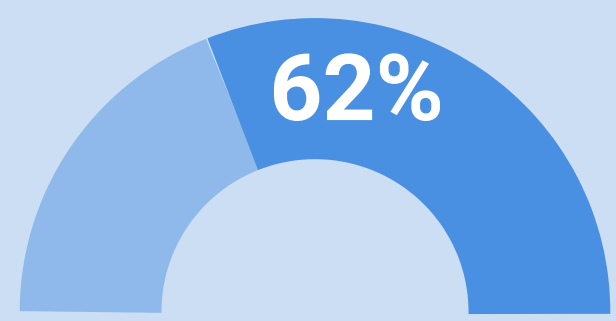
History of receipt in the previous 20 years

**97%**  
are women

**71%**  
are African American

**38 years**  
was the average age

**13%**  
were not biological parents



were employed at  
some point in the  
prior year

**\$17,784**

Median annual  
earnings among  
employed custodians

**1** child support case

**1** child


**\$3,466** Average current  
support due

**\$4,947** Median arrears balance

Custodians received an average of **\$4,413**



Percent receiving  
a payment



Percent of support  
received

Child support  
payments boosted  
employed  
custodians'  
income by **24%**



More than **one in three** custodians had  
support retained by the state



**\$1,242**

Average annual payment  
retained by the state

### Non-TANF

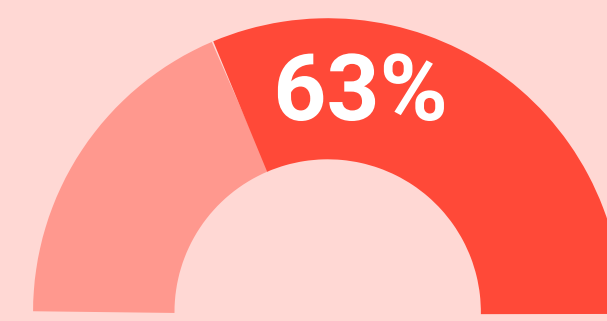
No history of receipt in the previous 20 years

**97%**  
are women

**50%**  
are Caucasian

**37 years**  
was the average age

**3%**  
were not biological parents



were employed at  
some point in the  
prior year

**\$26,577**

Median annual  
earnings among  
employed custodians

**1** child support case

**1** child

**\$4,217** Average current  
support due

**\$3,902** Median arrears balance

Custodians received an average of **\$4,842**



Percent receiving  
a payment



Percent of support  
received

Child support  
payments boosted  
employed  
custodians'  
income by **21%**



**Very few** custodians had support  
retained by the state



**\$649**

Average annual payment  
retained by the state

Data are based on a sample of 829 custodians who had an active child support case in July 2018. Payments are based on data between July 2017 and June 2018. TANF receipt is based only on participation in Maryland. Employment and median earnings are based on jobs covered by Unemployment Insurance in Maryland between July 2017 and June 2018.

For the full report on custodians, please visit <https://familywelfare.umaryland.edu/reports1/ProfileofCustodiansJuly2018.pdf>



# Worcester County

## 2018 Snapshot of Custodians

**1,295**

Custodians with a Case

**1%**

of the July 2018 Caseload

**94%**

are women

**50%**

are African American

**39 years**

was the average age

**10%**

were not biological parents

**1** child support case (average)

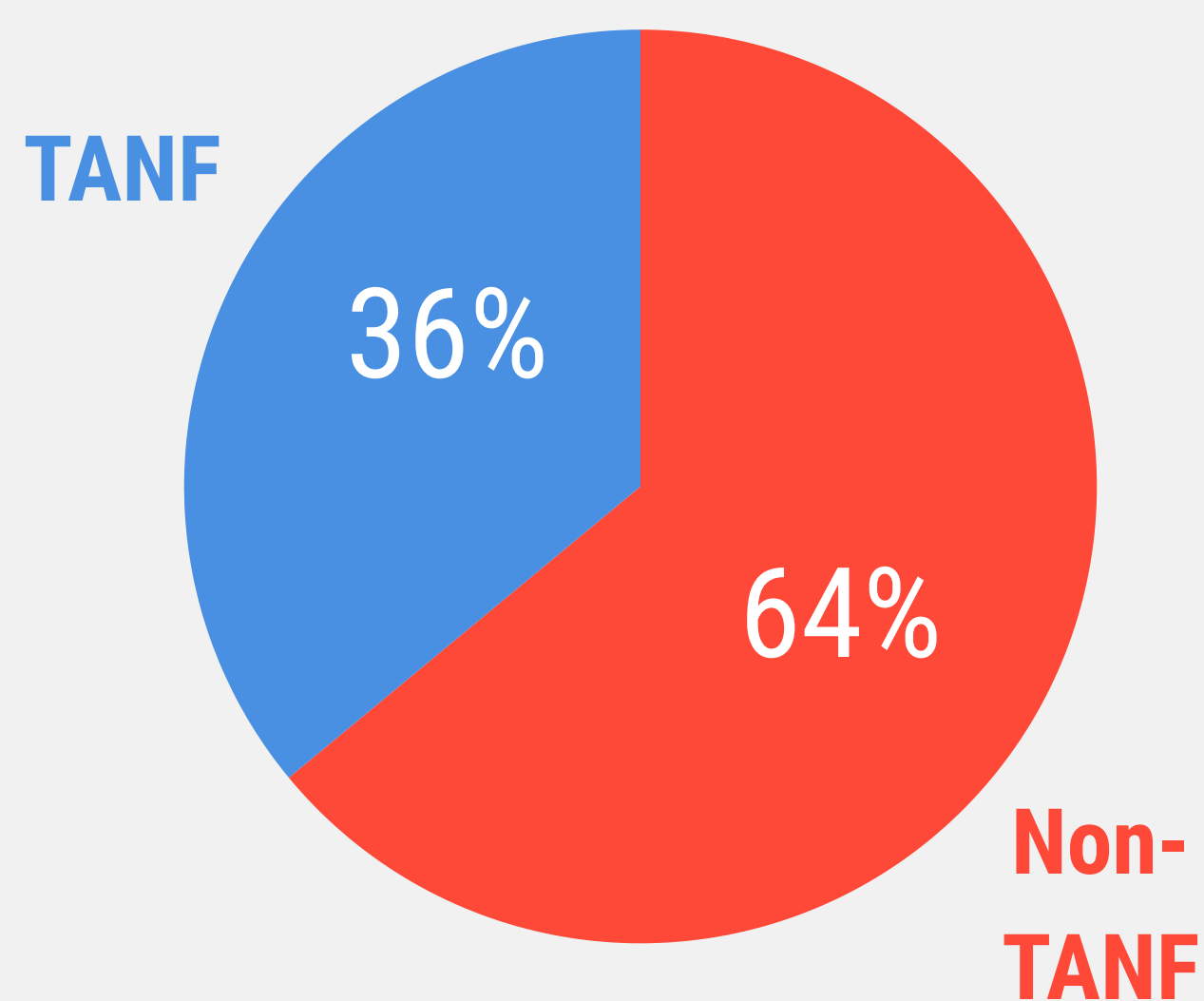
**1** child (average)

**61%** were employed

**\$22,812**

were the median annual earnings among those employed

More than **one in three** custodians have received **TANF** in the past 20 years



Custodians were owed an annual average of **\$3,845** in current support in one year

**67%**

Percent of custodians owed current support

Custodians were owed a median of **\$4,109** in arrears

**80%**

Percent of custodians owed arrears

Custodians received an average annual payment of **\$4,738**

**89%**

Percent receiving a payment

**58%**

Percent of support received

Child support payments boosted employed custodians' income by **24%**



More than **one in 10** custodians had support retained by the state

**13%**

**\$1,060**

Average annual payment retained by the state

# Worcester County

## Custodian Snapshots by TANF Status, 2018

### TANF

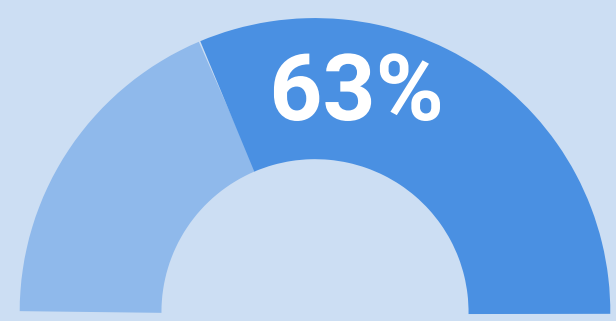
History of receipt in the previous 20 years

**98%**  
are women

**62%**  
are African American

**41 years**  
was the average age

**22%**  
were not biological parents



were employed at  
some point in the  
prior year

**\$14,051**

Median annual  
earnings among  
employed custodians

**1** child support case

**1** child


**\$3,304** Average current  
support due

**\$4,168** Median arrears balance

Custodians received an average of **\$4,589**




Percent receiving  
a payment



Percent of support  
received

Child support  
payments boosted  
employed  
custodians'  
income by **30%**



Nearly **two in five** custodians had  
support retained by the state



**\$1,052**

Average annual payment  
retained by the state

### Non-TANF

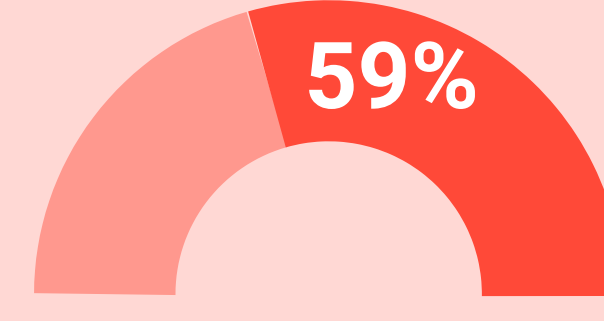
No history of receipt in the previous 20 years

**91%**  
are women

**54%**  
are Caucasian

**39 years**  
was the average age

**3%**  
were not biological parents



were employed at  
some point in the  
prior year

**\$29,108**

Median annual  
earnings among  
employed custodians

**1** child support case

**1** child

**\$4,088** Average current  
support due

**\$4,098** Median arrears balance

Custodians received an average of **\$4,798**




Percent receiving  
a payment



Percent of support  
received

Child support  
payments boosted  
employed  
custodians'  
income by **22%**



**Very few** custodians had support  
retained by the state



**\$1,633**

Average annual payment  
retained by the state

Data are based on a sample of 584 custodians who had an active child support case in July 2018. Payments are based on data between July 2017 and June 2018. TANF receipt is based only on participation in Maryland. Employment and median earnings are based on jobs covered by Unemployment Insurance in Maryland between July 2017 and June 2018.

For the full report on custodians, please visit <https://familywelfare.umaryland.edu/reports1/ProfileofCustodiansJuly2018.pdf>