



## JURISDICTIONAL SNAPSHOTS: CUSTODIAN- & STATE-OWED SUPPORT IN MARYLAND

September  
2020

Letitia Logan Passarella

This document comprises individual snapshots for each of Maryland's 24 jurisdictions with a statistically valid sample of each jurisdiction's July 2019 active child support caseload. The snapshots highlight the current and past-due support owed to custodians as well as to the state for the custodial families' receipt of public cash benefits.

These findings replicate those found in a recent report—*Maryland's Child Support Caseload: Examining Custodian- & State-Owed Support*—which can be found [here](#). These snapshots demonstrate the ways in which jurisdictions vary across the state. A few highlights are listed below.

### **The majority of current support was owed to custodians.**

This is consistent across the state with a range from 81% of current support due solely to custodians in Somerset County to 98% in Prince George's County.

### **Custodian-owed support was more likely to receive the majority of the obligation compared to state-owed support.**

In every jurisdiction, the percentage of cases paying 75% or more was always higher for custodian-owed support than

state-owed support. The difference was closest in Baltimore City: the percentage of cases paying 75% or more toward custodian-owed support was 10 percentage points higher than the percentage paying this much toward state-owed support (40% vs. 30%).

### **Most past-due debt (arrears) was owed solely to custodians.**

Across the state, most arrears were owed solely to custodians, reaching as high as 80% of arrears cases in Howard County. In only two jurisdictions—Somerset County and Baltimore City—less than 50% of arrears cases owed that debt to only the custodian. These two jurisdictions also had the highest percentage of arrears cases with debt owed to both the custodian and the state—about 30% of cases.

### **Custodian-owed arrears were more likely to be paid in each of the 24 jurisdictions.**

The percentage of custodian-owed arrears with payments ranged from 59% in Somerset County to 78% in Calvert County. On the other hand, the percentage of state-owed arrears with payments ranged from 18% in Prince George's County to 44% in Washington County.

## ACKNOWLEDGEMENTS

The author would like to thank Mike Funk for his assistance in the collection and processing of data for these snapshots as well as Natalie Demyan for the design of this snapshot. This document was prepared by the University of Maryland School of Social Work with support from its long-time research partner, the Maryland Department of Human Services.

For additional information, please contact Letitia Passarella (llogan@ssw.umaryland.edu or 410.706.2479) at the School of Social Work. Please visit our website <https://www.ssw.umaryland.edu/familywelfare/> for additional copies of these snapshots and other reports.

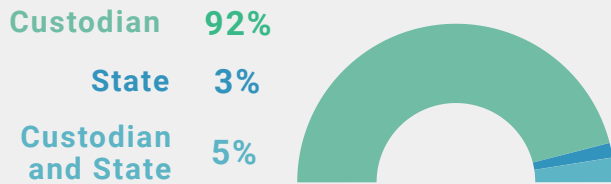
# Child Support Cases

## Maryland | 2019

### Current Support

62% of cases were owed current support between July 2018 and June 2019

The majority of support is owed to custodians.



#### Average Amount Owed per Case

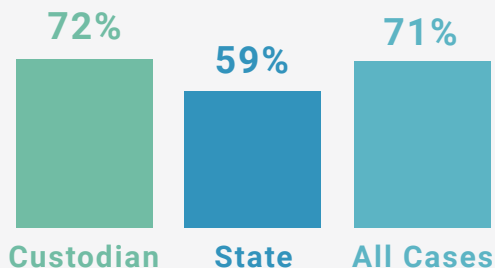


#### Percent of Cases with a Payment



#### Average Percent Paid per Case

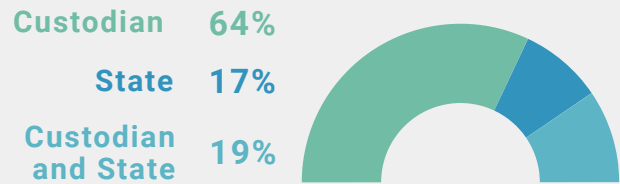
Among cases with payments



### Past-Due Support

58% of cases had a past-due arrears balance in July 2019

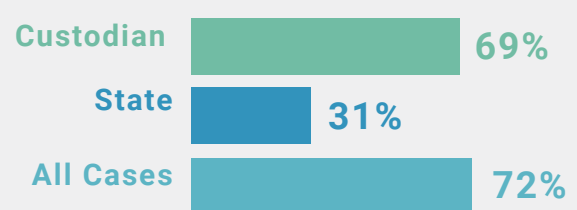
Most debt is owed to custodians.



#### Median Arrears Balance per Case

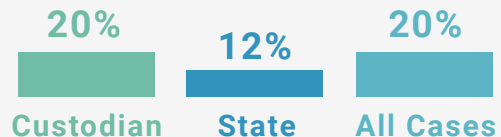


#### Percent of Cases with a Payment



#### Average Percent Paid per Case

Among cases with an arrears balance



**Note:** Data are based on a sample of 18,601 cases sampled from 177,352 active child support cases in July 2019. Payments are based on amounts paid from July 2018 to June 2019.

For more information, contact Letitia Logan Passarella:  
llogan@ssw.umaryland.edu | 410.706.2479

# Child Support Cases

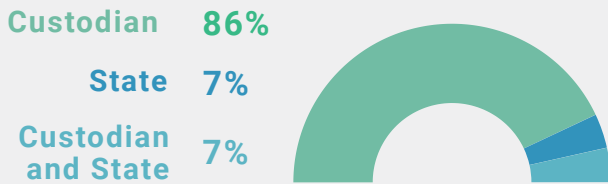
Allegany County | 2019

Allegany has 1% of Maryland's child support cases.

## Current Support

66% of cases were owed current support between July 2018 and June 2019

The majority of support is owed to custodians.



### Average Amount Owed per Case

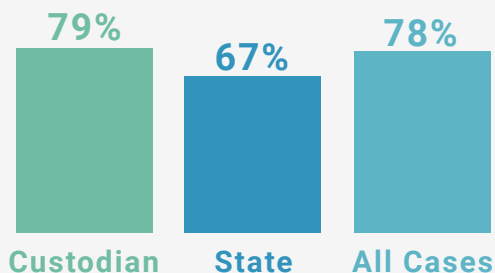


### Percent of Cases with a Payment



### Average Percent Paid per Case

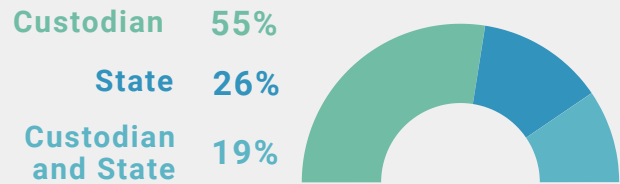
Among cases with payments



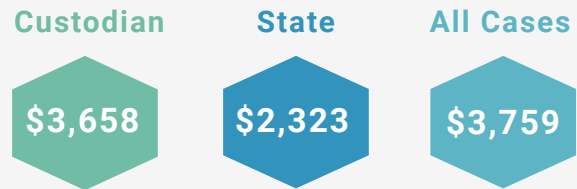
## Past-Due Support

59% of cases had a past-due arrears balance in July 2019

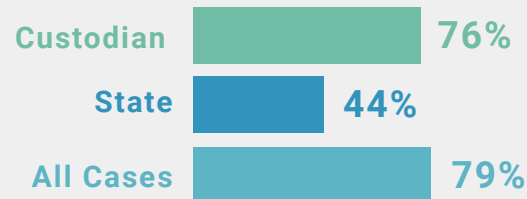
Most debt is owed to custodians.



### Median Arrears Balance per Case

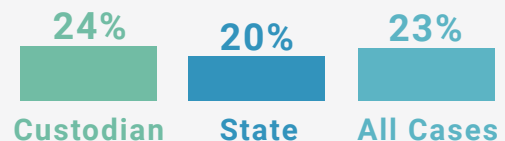


### Percent of Cases with a Payment



### Average Percent Paid per Case

Among cases with an arrears balance



**Note:** Data are based on a sample of 748 cases sampled from 2,498 active child support cases in July 2019 in this county. Payments are based on amounts paid from July 2018 to June 2019.

For more information, contact Letitia Logan Passarella:  
llogan@ssw.umaryland.edu | 410.706.2479

# Child Support Cases

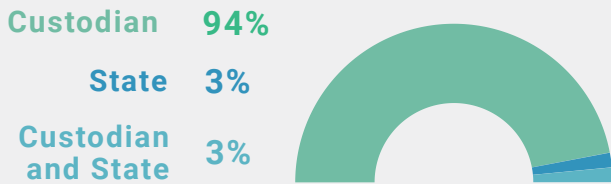
Anne Arundel County | 2019

Anne Arundel has 7% of Maryland's child support cases.

## Current Support

67% of cases were owed current support between July 2018 and June 2019

The majority of support is owed to custodians.



### Average Amount Owed per Case

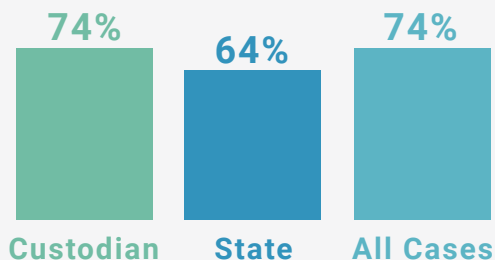


### Percent of Cases with a Payment



### Average Percent Paid per Case

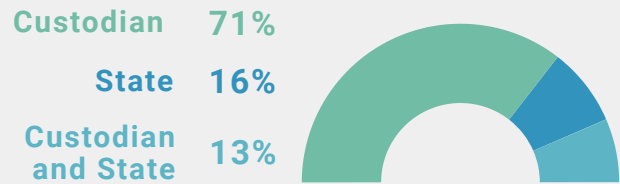
Among cases with payments



## Past-Due Support

58% of cases had a past-due arrears balance in July 2019

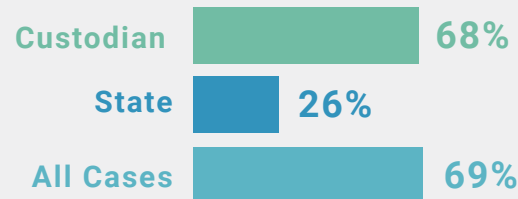
Most debt is owed to custodians.



### Median Arrears Balance per Case

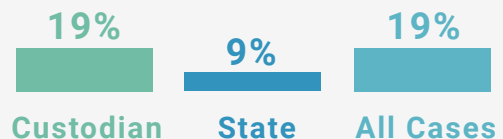


### Percent of Cases with a Payment



### Average Percent Paid per Case

Among cases with an arrears balance



**Note:** Data are based on a sample of 984 cases sampled from 12,669 active child support cases in July 2019 in this county. Payments are based on amounts paid from July 2018 to June 2019.

For more information, contact Letitia Logan Passarella:  
llogan@ssw.umaryland.edu | 410.706.2479

# Child Support Cases

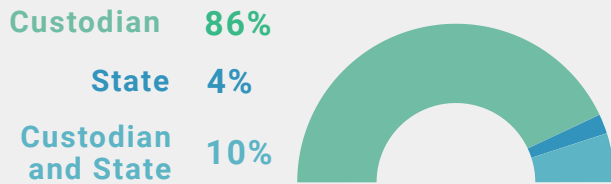
Baltimore City | 2019

Baltimore has 25% of Maryland's child support cases.

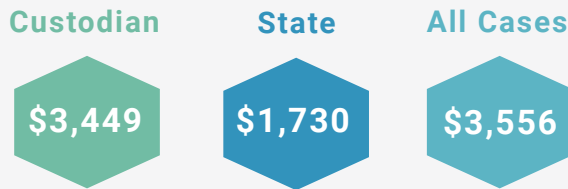
## Current Support

45% of cases were owed current support between July 2018 and June 2019

The majority of support is owed to custodians.



### Average Amount Owed per Case

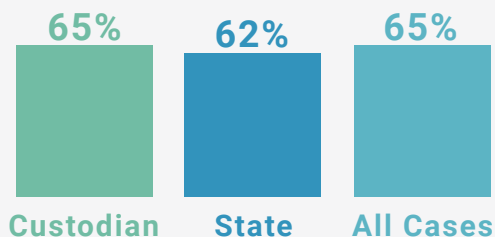


### Percent of Cases with a Payment



### Average Percent Paid per Case

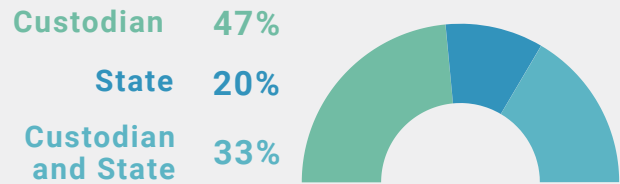
Among cases with payments



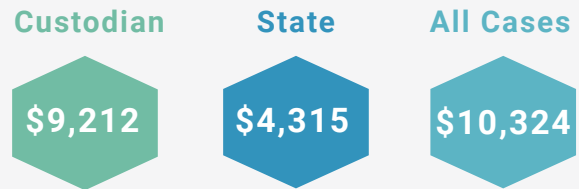
## Past-Due Support

58% of cases had a past-due arrears balance in July 2019

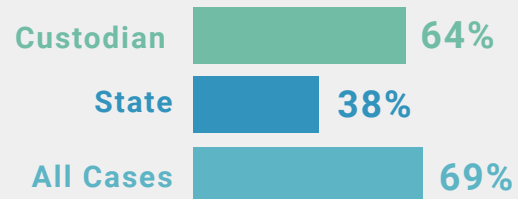
Most debt is owed to custodians.



### Median Arrears Balance per Case

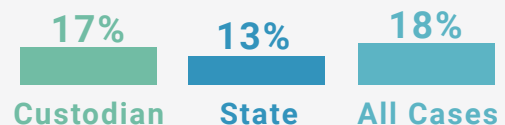


### Percent of Cases with a Payment



### Average Percent Paid per Case

Among cases with an arrears balance



**Note:** Data are based on a sample of 1,042 cases sampled from 43,718 active child support cases in July 2019 in Baltimore. Payments are based on amounts paid from July 2018 to June 2019.

For more information, contact Letitia Logan Passarella:  
llogan@ssw.umaryland.edu | 410.706.2479

# Child Support Cases

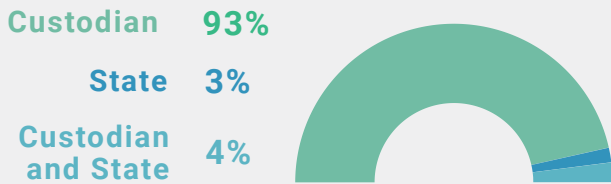
Baltimore County | 2019

Baltimore County has 10% of Maryland's child support cases.

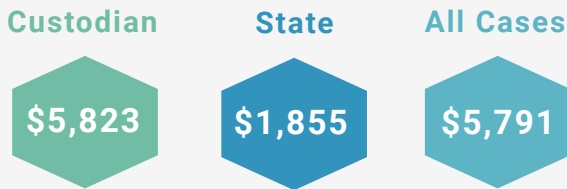
## Current Support

72% of cases were owed current support between July 2018 and June 2019

The majority of support is owed to custodians.



### Average Amount Owed per Case

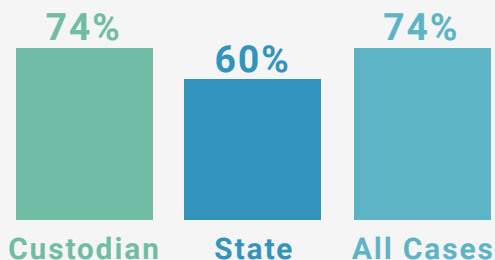


### Percent of Cases with a Payment



### Average Percent Paid per Case

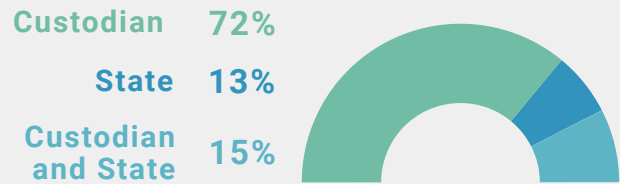
Among cases with payments



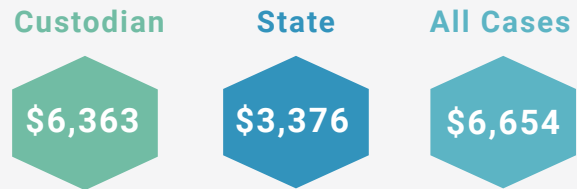
## Past-Due Support

60% of cases had a past-due arrears balance in July 2019

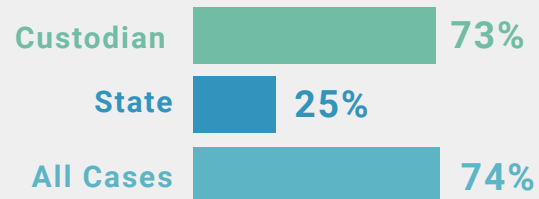
Most debt is owed to custodians.



### Median Arrears Balance per Case

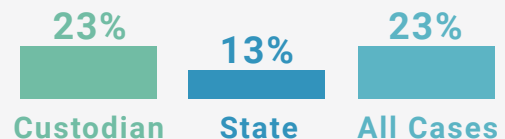


### Percent of Cases with a Payment



### Average Percent Paid per Case

Among cases with an arrears balance



**Note:** Data are based on a sample of 1,008 cases sampled from 18,027 active child support cases in July 2019 in this county. Payments are based on amounts paid from July 2018 to June 2019.

For more information, contact Letitia Logan Passarella:  
llogan@ssw.umaryland.edu | 410.706.2479

# Child Support Cases

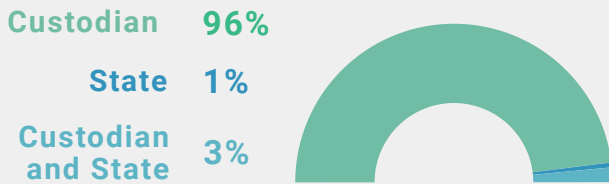
Calvert County | 2019

Calvert has 1% of Maryland's child support cases.

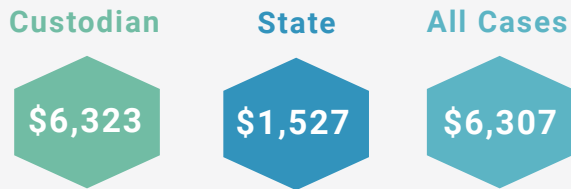
## Current Support

79% of cases were owed current support between July 2018 and June 2019

The majority of support is owed to custodians.



### Average Amount Owed per Case

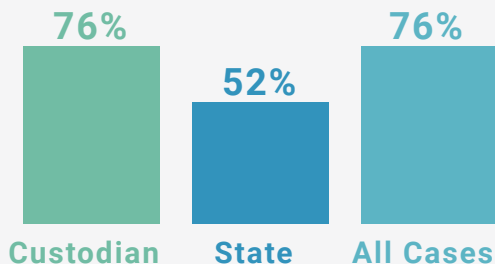


### Percent of Cases with a Payment



### Average Percent Paid per Case

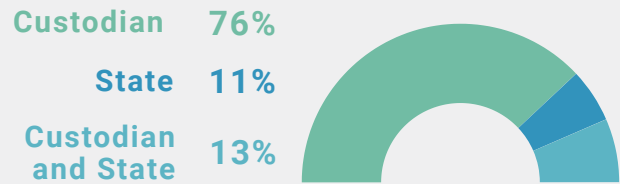
Among cases with payments



## Past-Due Support

56% of cases had a past-due arrears balance in July 2019

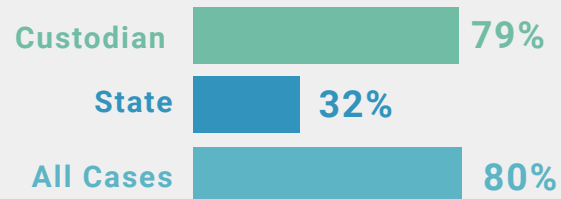
The majority of debt is owed to custodians.



### Median Arrears Balance per Case

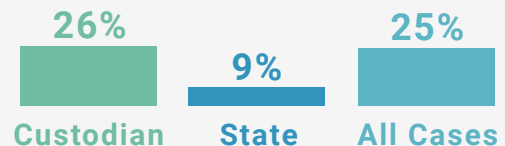


### Percent of Cases with a Payment



### Average Percent Paid per Case

Among cases with an arrears balance



**Note:** Data are based on a sample of 721 cases sampled from 2,218 active child support cases in July 2019 in this county. Payments are based on amounts paid from July 2018 to June 2019.

For more information, contact Letitia Logan Passarella:  
llogan@ssw.umaryland.edu | 410.706.2479

# Child Support Cases

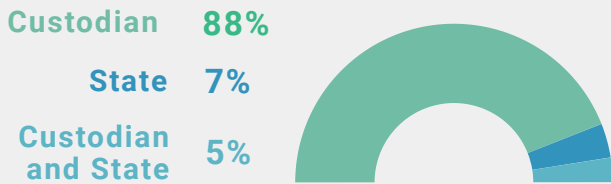
Caroline County | 2019

Caroline has less than 1% of Maryland's child support cases.

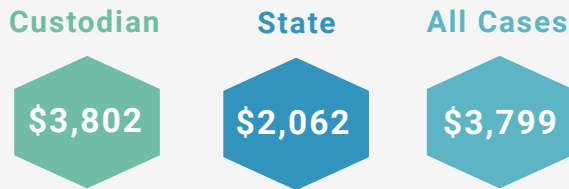
## Current Support

74% of cases were owed current support between July 2018 and June 2019

The majority of support is owed to custodians.



### Average Amount Owed per Case

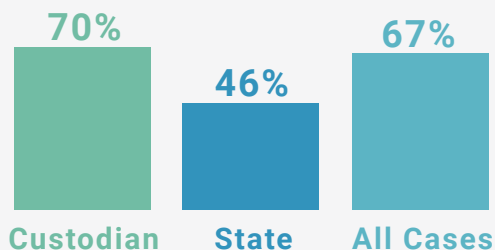


### Percent of Cases with a Payment



### Average Percent Paid per Case

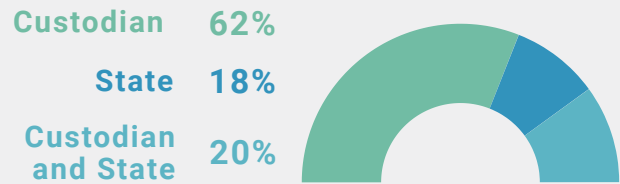
Among cases with payments



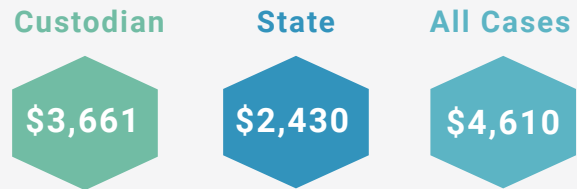
## Past-Due Support

58% of cases had a past-due arrears balance in July 2019

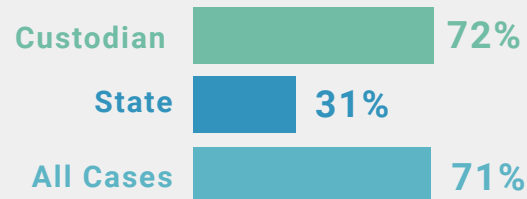
Most debt is owed to custodians.



### Median Arrears Balance per Case

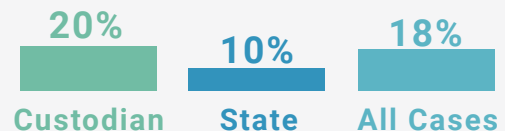


### Percent of Cases with a Payment



### Average Percent Paid per Case

Among cases with an arrears balance



**Note:** Data are based on a sample of 580 cases sampled from 1,271 active child support cases in July 2019 in this county. Payments are based on amounts paid from July 2018 to June 2019.

For more information, contact Letitia Logan Passarella:  
llogan@ssw.umaryland.edu | 410.706.2479



# Child Support Cases

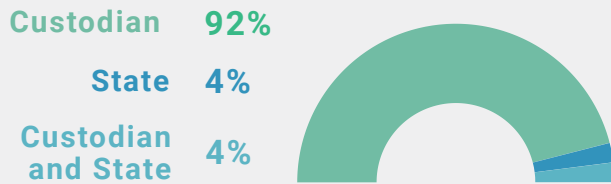
Carroll County | 2019

Carroll has 1% of Maryland's child support cases.

## Current Support

65% of cases were owed current support between July 2018 and June 2019

The majority of support is owed to custodians.



### Average Amount Owed per Case

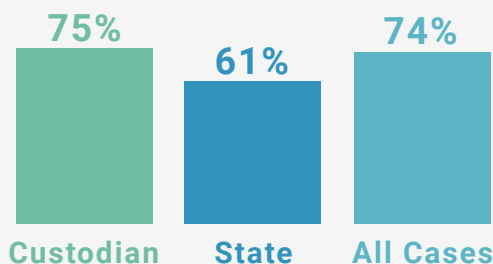


### Percent of Cases with a Payment



### Average Percent Paid per Case

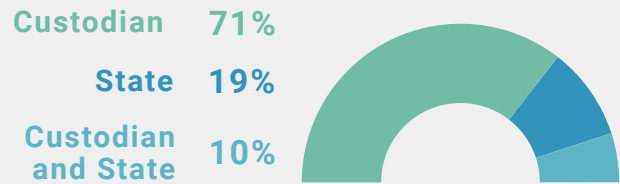
Among cases with payments



## Past-Due Support

56% of cases had a past-due arrears balance in July 2019

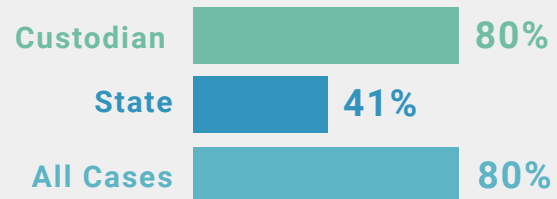
Most debt is owed to custodians.



### Median Arrears Balance per Case

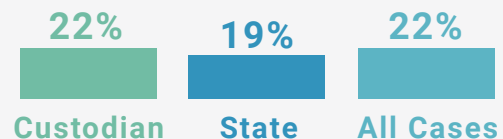


### Percent of Cases with a Payment



### Average Percent Paid per Case

Among cases with an arrears balance



**Note:** Data are based on a sample of 757 cases sampled from 2,603 active child support cases in July 2019 in this county. Payments are based on amounts paid from July 2018 to June 2019.

For more information, contact Letitia Logan Passarella:  
llogan@ssw.umaryland.edu | 410.706.2479

# Child Support Cases

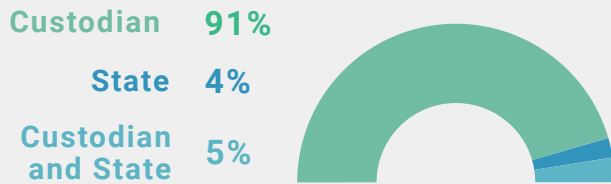
Cecil County | 2019

*Cecil has 2% of Maryland's child support cases.*

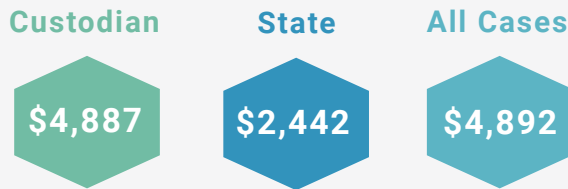
## Current Support

59% of cases were owed current support between July 2018 and June 2019

The majority of support is owed to custodians.



### Average Amount Owed per Case

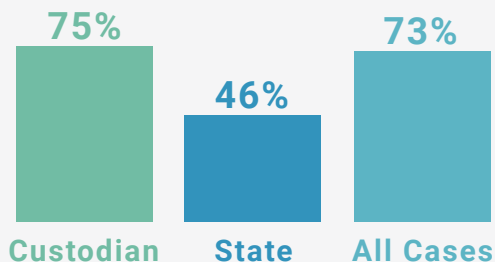


### Percent of Cases with a Payment



### Average Percent Paid per Case

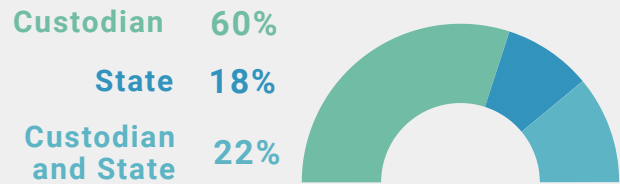
*Among cases with payments*



## Past-Due Support

55% of cases had a past-due arrears balance in July 2019

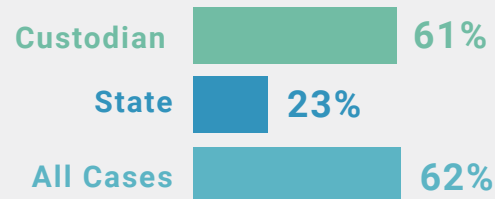
Most debt is owed to custodians.



### Median Arrears Balance per Case

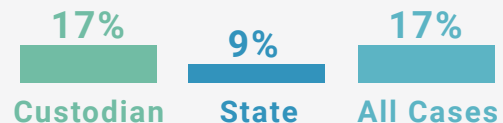


### Percent of Cases with a Payment



### Average Percent Paid per Case

*Among cases with an arrears balance*



**Note:** Data are based on a sample of 802 cases sampled from 3,232 active child support cases in July 2019 in this county. Payments are based on amounts paid from July 2018 to June 2019.

For more information, contact Letitia Logan Passarella:  
llogan@ssw.umaryland.edu | 410.706.2479

# Child Support Cases

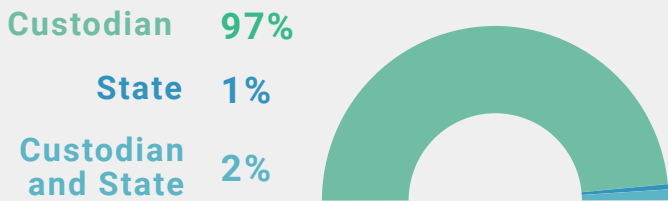
Charles County | 2019

Charles has 3% of Maryland's child support cases.

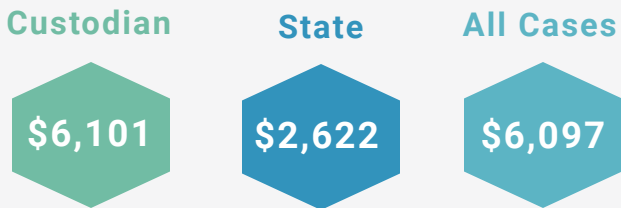
## Current Support

67% of cases were owed current support between July 2018 and June 2019

The majority of support is owed to custodians.



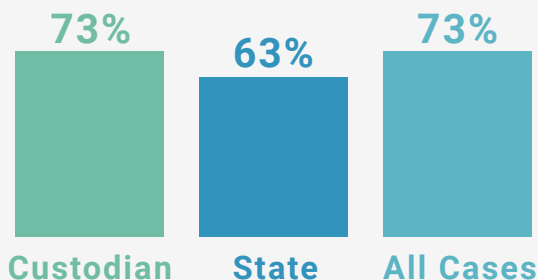
### Average Amount Owed per Case



### Percent of Cases with a Payment



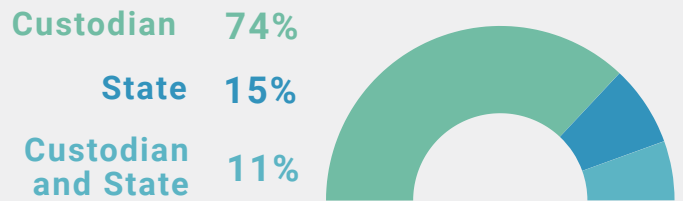
### Average Percent Paid per Case *Among cases with payments*



## Past-Due Support

55% of cases had a past-due arrears balance in July 2019

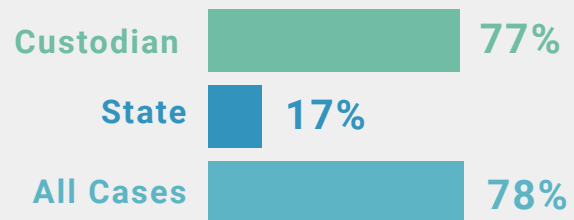
Most debt is owed to custodians.



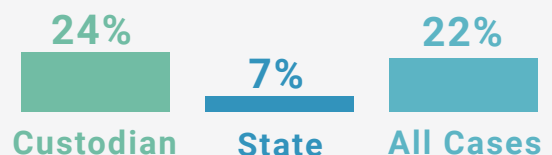
### Median Arrears Balance per Case



### Percent of Cases with a Payment



### Average Percent Paid per Case *Among cases with an arrears balance*



# Child Support Cases

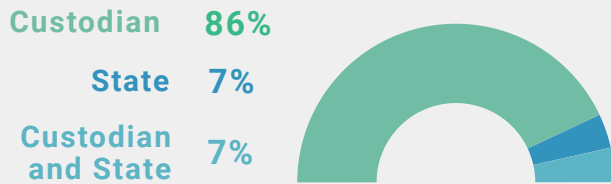
Dorchester County | 2019

Dorchester has 1% of Maryland's child support cases.

## Current Support

59% of cases were owed current support between July 2018 and June 2019

The majority of support is owed to custodians.



### Average Amount Owed per Case

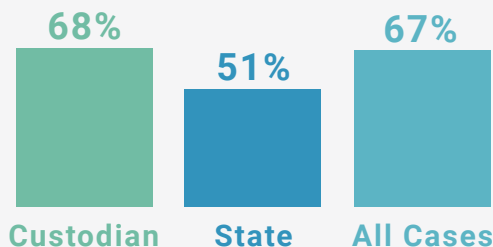


### Percent of Cases with a Payment



### Average Percent Paid per Case

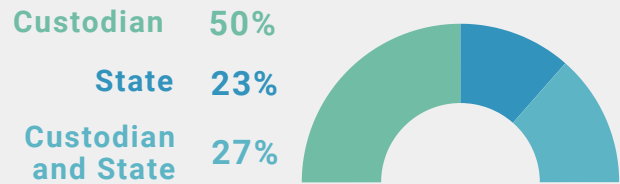
Among cases with payments



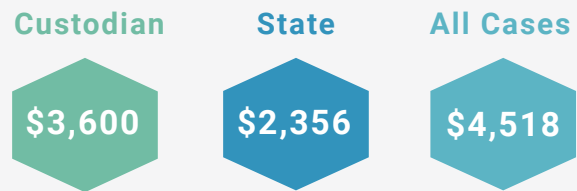
## Past-Due Support

63% of cases had a past-due arrears balance in July 2019

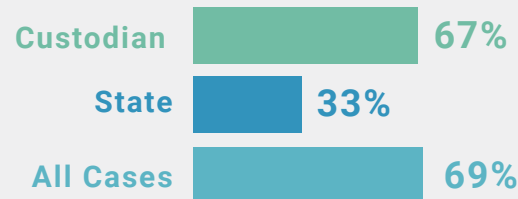
Most debt is owed to custodians.



### Median Arrears Balance per Case

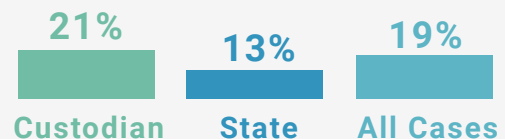


### Percent of Cases with a Payment



### Average Percent Paid per Case

Among cases with an arrears balance



**Note:** Data are based on a sample of 704 cases sampled from 2,070 active child support cases in July 2019 in this county. Payments are based on amounts paid from July 2018 to June 2019.

For more information, contact Letitia Logan Passarella:  
llogan@ssw.umaryland.edu | 410.706.2479

# Child Support Cases

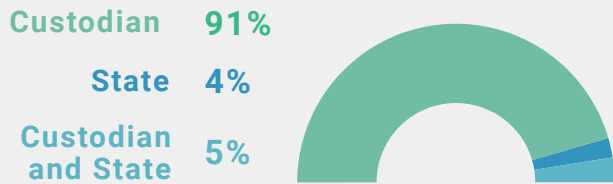
Frederick County | 2019

Frederick has 3% of Maryland's child support cases.

## Current Support

68% of cases were owed current support between July 2018 and June 2019

The majority of support is owed to custodians.



### Average Amount Owed per Case

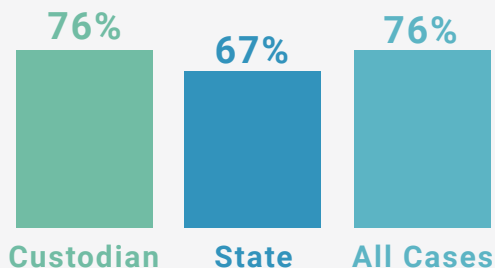


### Percent of Cases with a Payment



### Average Percent Paid per Case

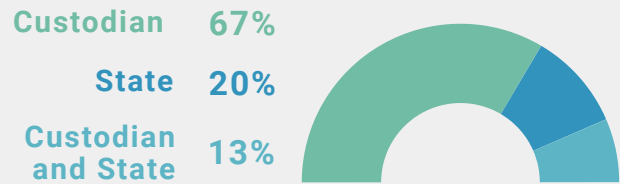
Among cases with payments



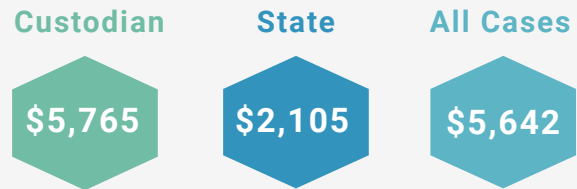
## Past-Due Support

53% of cases had a past-due arrears balance in July 2019

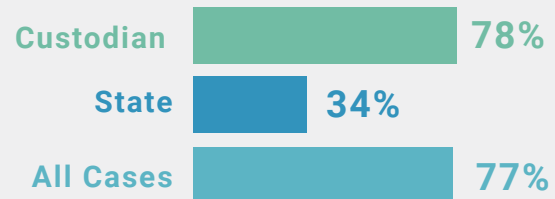
Most debt is owed to custodians.



### Median Arrears Balance per Case

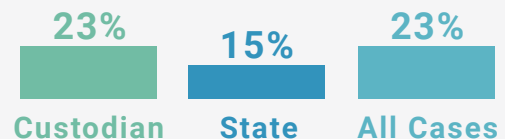


### Percent of Cases with a Payment



### Average Percent Paid per Case

Among cases with an arrears balance



**Note:** Data are based on a sample of 866 cases sampled from 4,599 active child support cases in July 2019 in this county. Payments are based on amounts paid from July 2018 to June 2019.

For more information, contact Letitia Logan Passarella:  
llogan@ssw.umaryland.edu | 410.706.2479

# Child Support Cases

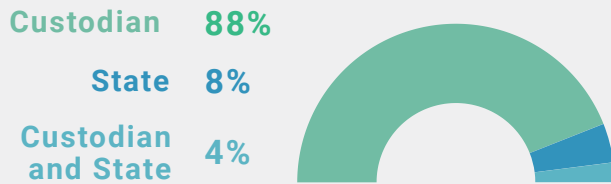
Garrett County | 2019

Garrett has less than 1% of Maryland's child support cases.

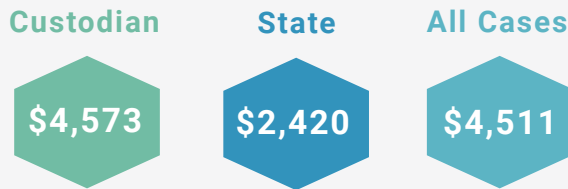
## Current Support

73% of cases were owed current support between July 2018 and June 2019

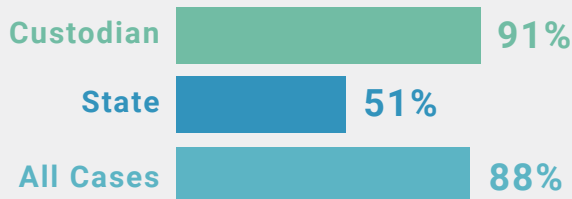
The majority of support is owed to custodians.



### Average Amount Owed per Case

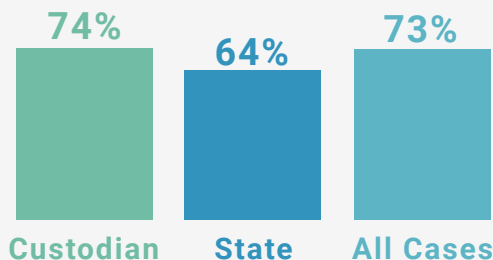


### Percent of Cases with a Payment



### Average Percent Paid per Case

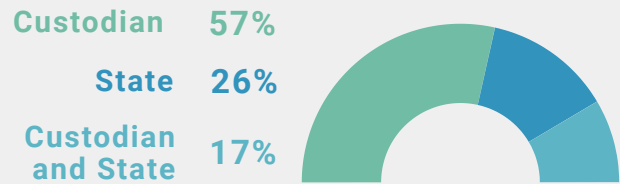
Among cases with payments



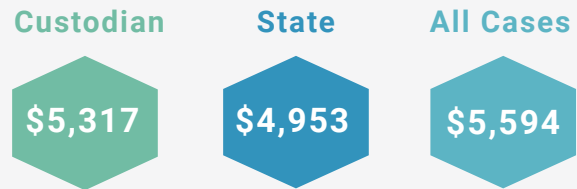
## Past-Due Support

59% of cases had a past-due arrears balance in July 2019

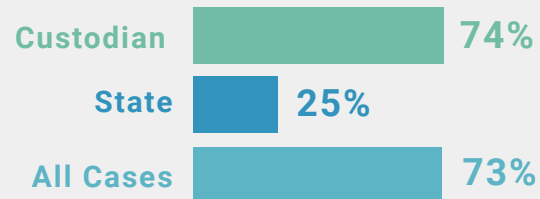
Most debt is owed to custodians.



### Median Arrears Balance per Case

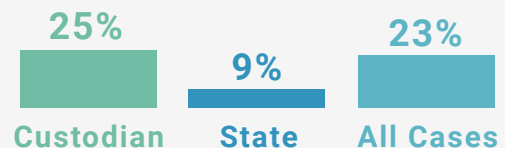


### Percent of Cases with a Payment



### Average Percent Paid per Case

Among cases with an arrears balance



**Note:** Data are based on a sample of 446 cases sampled from 765 active child support cases in July 2019 in this county. Payments are based on amounts paid from July 2018 to June 2019.

For more information, contact Letitia Logan Passarella:  
llogan@ssw.umaryland.edu | 410.706.2479

# Child Support Cases

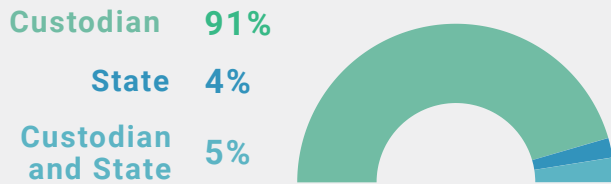
Harford County | 2019

Harford has 3% of Maryland's child support cases.

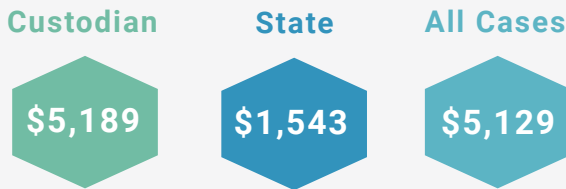
## Current Support

75% of cases were owed current support between July 2018 and June 2019

The majority of support is owed to custodians.



### Average Amount Owed per Case

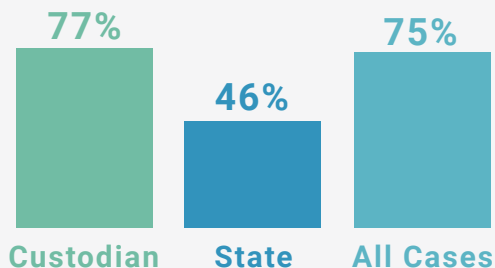


### Percent of Cases with a Payment



### Average Percent Paid per Case

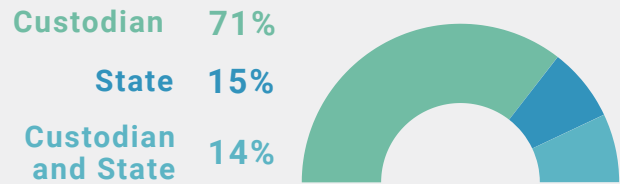
Among cases with payments



## Past-Due Support

51% of cases had a past-due arrears balance in July 2019

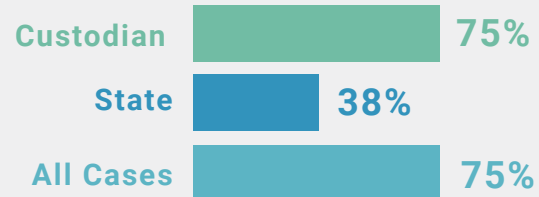
Most debt is owed to custodians.



### Median Arrears Balance per Case

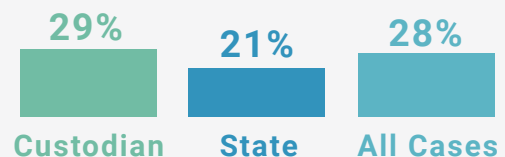


### Percent of Cases with a Payment



### Average Percent Paid per Case

Among cases with an arrears balance



**Note:** Data are based on a sample of 891 cases sampled from 5,412 active child support cases in July 2019 in this county. Payments are based on amounts paid from July 2018 to June 2019.

For more information, contact Letitia Logan Passarella:  
llogan@ssw.umaryland.edu | 410.706.2479

# Child Support Cases

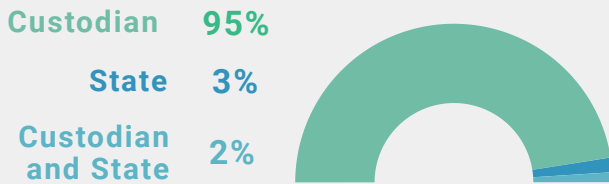
Howard County | 2019

Howard has 2% of Maryland's child support cases.

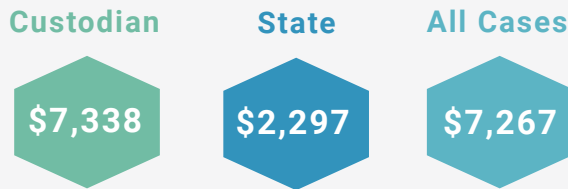
## Current Support

66% of cases were owed current support between July 2018 and June 2019

The majority of support is owed to custodians.



### Average Amount Owed per Case

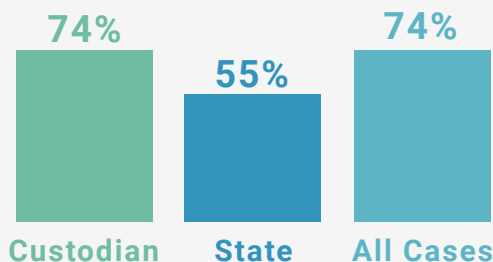


### Percent of Cases with a Payment



### Average Percent Paid per Case

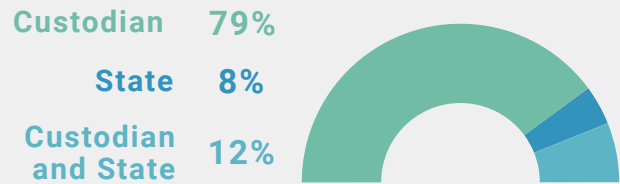
Among cases with payments



## Past-Due Support

52% of cases had a past-due arrears balance in July 2019

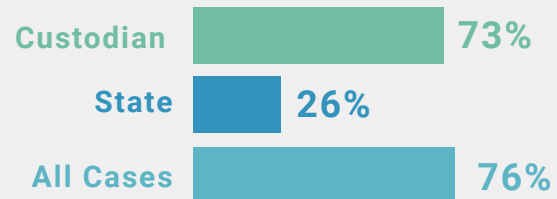
The majority of debt is owed to custodians.



### Median Arrears Balance per Case

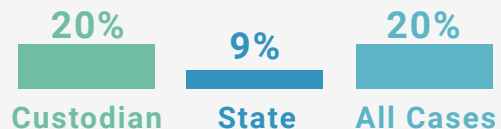


### Percent of Cases with a Payment



### Average Percent Paid per Case

Among cases with an arrears balance



**Note:** Data are based on a sample of 859 cases sampled from 4,412 active child support cases in July 2019 in this county. Payments are based on amounts paid from July 2018 to June 2019.

For more information, contact Letitia Logan Passarella:  
llogan@ssw.umaryland.edu | 410.706.2479



# Child Support Cases

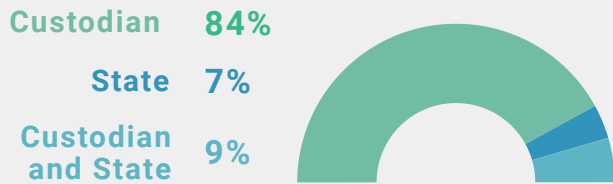
Kent County | 2019

Kent has less than 1% of Maryland's child support cases.

## Current Support

67% of cases were owed current support between July 2018 and June 2019

The majority of support is owed to custodians.



### Average Amount Owed per Case

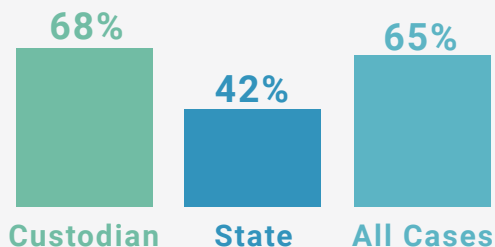


### Percent of Cases with a Payment



### Average Percent Paid per Case

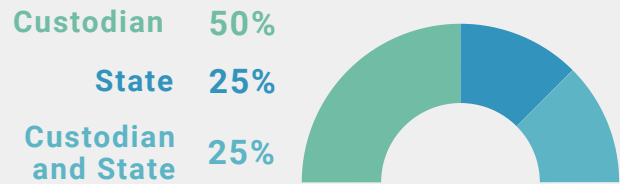
Among cases with payments



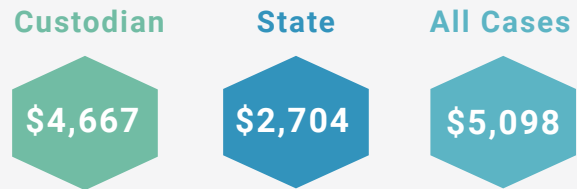
## Past-Due Support

68% of cases had a past-due arrears balance in July 2019

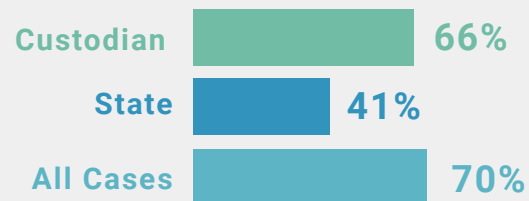
Most debt is owed to custodians.



### Median Arrears Balance per Case

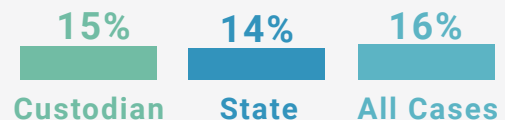


### Percent of Cases with a Payment



### Average Percent Paid per Case

Among cases with an arrears balance



**Note:** Data are based on a sample of 421 cases sampled from 695 active child support cases in July 2019 in this county. Payments are based on amounts paid from July 2018 to June 2019.

For more information, contact Letitia Logan Passarella:  
llogan@ssw.umaryland.edu | 410.706.2479

# Child Support Cases

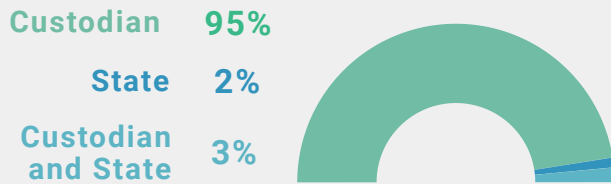
Montgomery County | 2019

Montgomery has 9% of Maryland's child support cases.

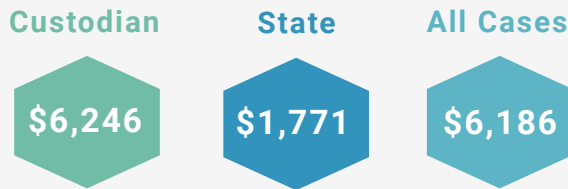
## Current Support

69% of cases were owed current support between July 2018 and June 2019

The majority of support is owed to custodians.



### Average Amount Owed per Case

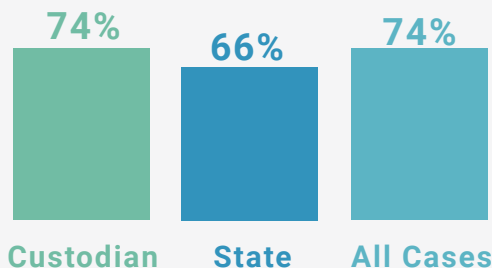


### Percent of Cases with a Payment



### Average Percent Paid per Case

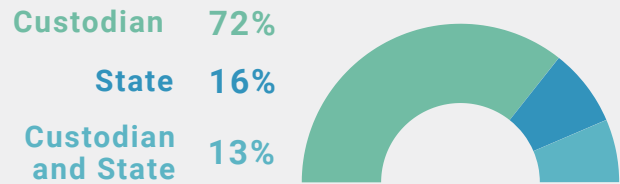
Among cases with payments



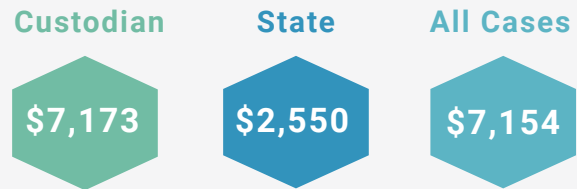
## Past-Due Support

51% of cases had a past-due arrears balance in July 2019

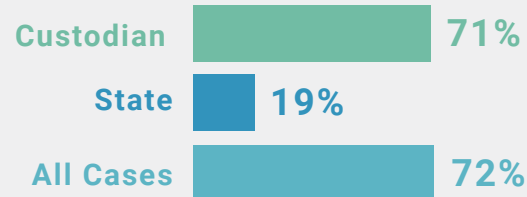
Most debt is owed to custodians.



### Median Arrears Balance per Case

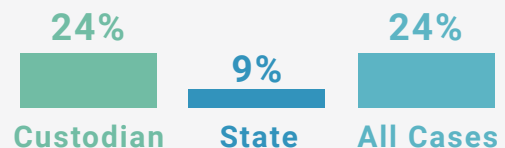


### Percent of Cases with a Payment



### Average Percent Paid per Case

Among cases with an arrears balance



**Note:** Data are based on a sample of 1,000 cases sampled from 15,849 active child support cases in July 2019 in this county. Payments are based on amounts paid from July 2018 to June 2019.

For more information, contact Letitia Logan Passarella:  
llogan@ssw.umaryland.edu | 410.706.2479

# Child Support Cases

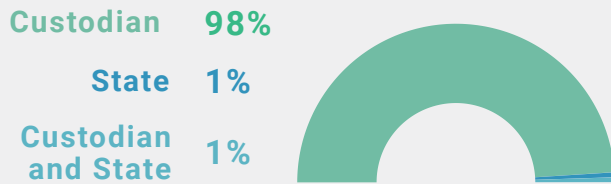
Prince George's County | 2019

Prince George's has 19% of Maryland's child support cases.

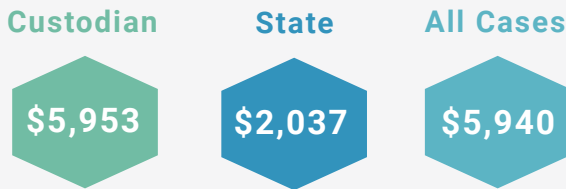
## Current Support

64% of cases were owed current support between July 2018 and June 2019

The majority of support is owed to custodians.



### Average Amount Owed per Case

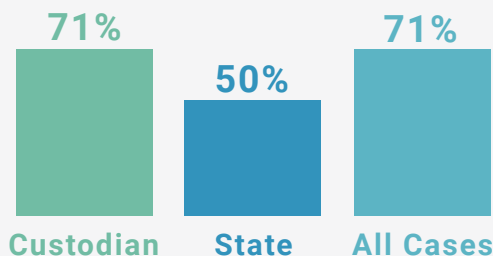


### Percent of Cases with a Payment



### Average Percent Paid per Case

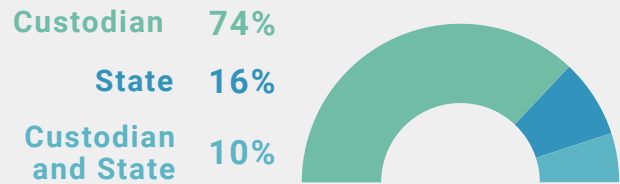
Among cases with payments



## Past-Due Support

61% of cases had a past-due arrears balance in July 2019

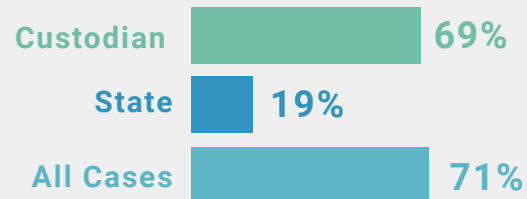
Most debt is owed to custodians.



### Median Arrears Balance per Case

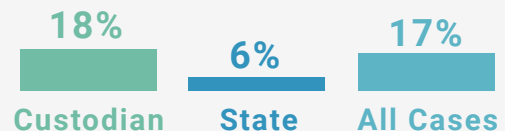


### Percent of Cases with a Payment



### Average Percent Paid per Case

Among cases with an arrears balance



**Note:** Data are based on a sample of 1,034 cases sampled from 33,067 active child support cases in July 2019 in this county. Payments are based on amounts paid from July 2018 to June 2019.

For more information, contact Letitia Logan Passarella:  
llogan@ssw.umaryland.edu | 410.706.2479

# Child Support Cases

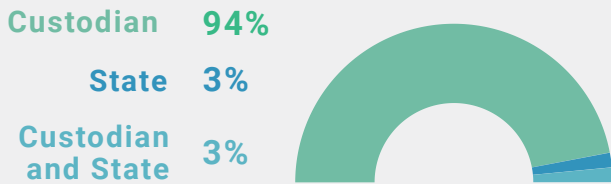
Queen Anne's County | 2019

Queen Anne's has 1% of Maryland's child support cases.

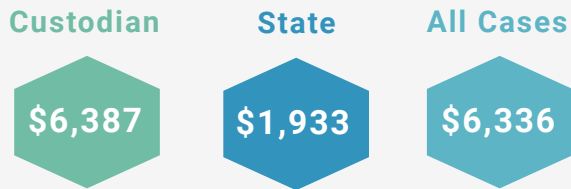
## Current Support

73% of cases were owed current support between July 2018 and June 2019

The majority of support is owed to custodians.



### Average Amount Owed per Case

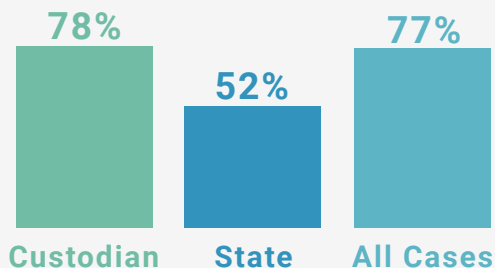


### Percent of Cases with a Payment



### Average Percent Paid per Case

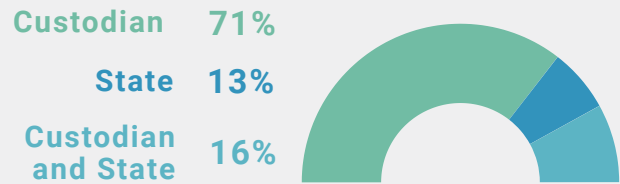
Among cases with payments



## Past-Due Support

53% of cases had a past-due arrears balance in July 2019

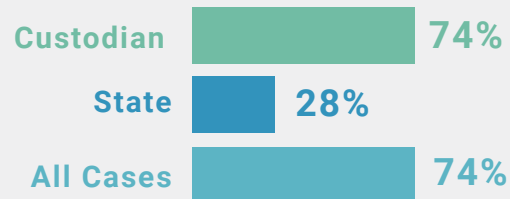
Most debt is owed to custodians.



### Median Arrears Balance per Case

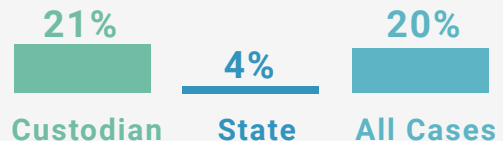


### Percent of Cases with a Payment



### Average Percent Paid per Case

Among cases with an arrears balance



Note: Data are based on a sample of 526 cases sampled from 1,037 active child support cases in July 2019 in this county. Payments are based on amounts paid from July 2018 to June 2019.

For more information, contact Letitia Logan Passarella:  
llogan@ssw.umaryland.edu | 410.706.2479

# Child Support Cases

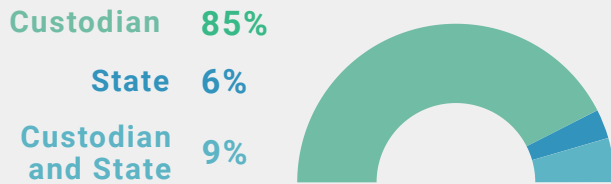
St. Mary's County | 2019

St. Mary's has 2% of Maryland's child support cases.

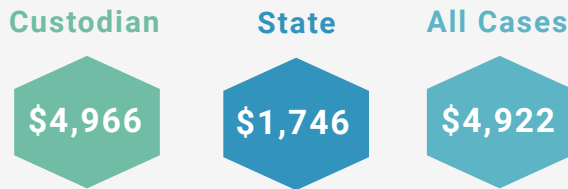
## Current Support

64% of cases were owed current support between July 2018 and June 2019

The majority of support is owed to custodians.



### Average Amount Owed per Case

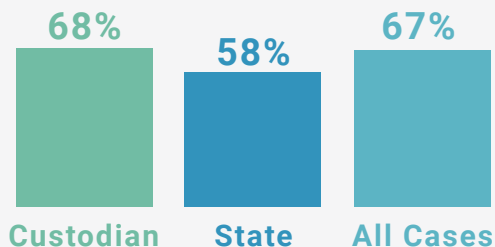


### Percent of Cases with a Payment



### Average Percent Paid per Case

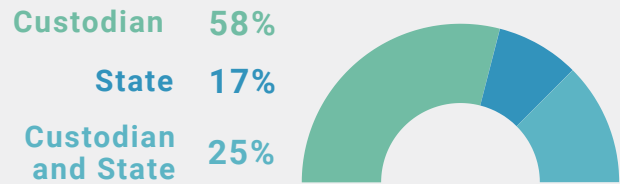
Among cases with payments



## Past-Due Support

57% of cases had a past-due arrears balance in July 2019

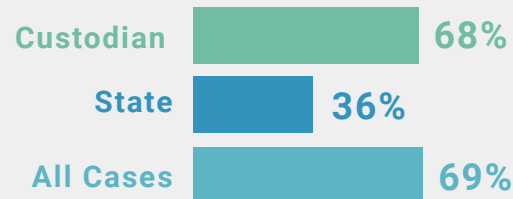
Most debt is owed to custodians.



### Median Arrears Balance per Case

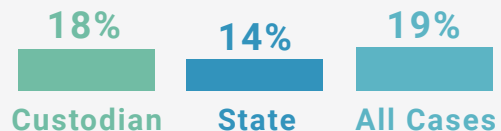


### Percent of Cases with a Payment



### Average Percent Paid per Case

Among cases with an arrears balance



**Note:** Data are based on a sample of 851 cases sampled from 4,192 active child support cases in July 2019 in this county. Payments are based on amounts paid from July 2018 to June 2019.

For more information, contact Letitia Logan Passarella:  
llogan@ssw.umaryland.edu | 410.706.2479

# Child Support Cases

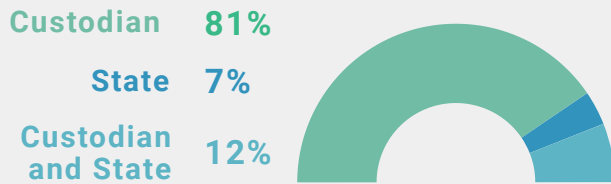
Somerset County | 2019

Somerset has 1% of Maryland's child support cases.

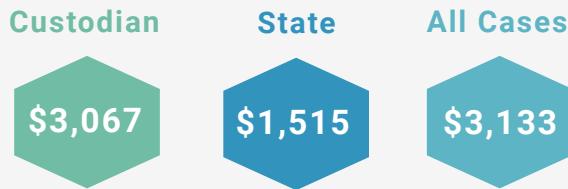
## Current Support

64% of cases were owed current support between July 2018 and June 2019

The majority of support is owed to custodians.



### Average Amount Owed per Case

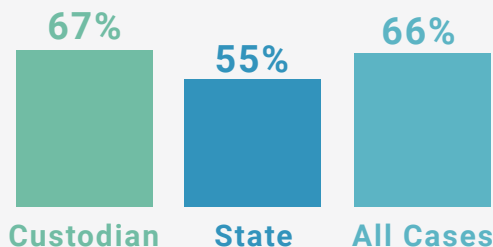


### Percent of Cases with a Payment



### Average Percent Paid per Case

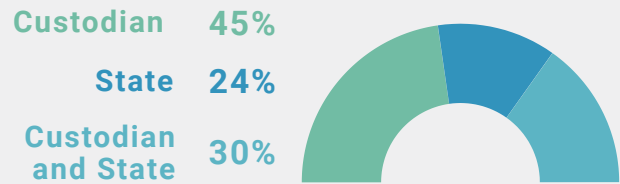
Among cases with payments



## Past-Due Support

62% of cases had a past-due arrears balance in July 2019

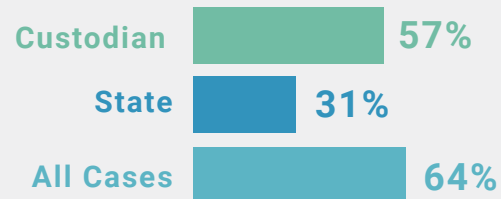
Most debt is owed to custodians.



### Median Arrears Balance per Case

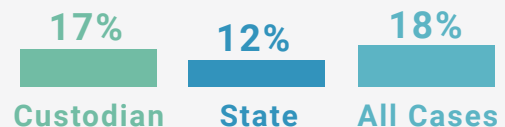


### Percent of Cases with a Payment



### Average Percent Paid per Case

Among cases with an arrears balance



**Note:** Data are based on a sample of 619 cases sampled from 1,471 active child support cases in July 2019 in this county. Payments are based on amounts paid from July 2018 to June 2019.

For more information, contact Letitia Logan Passarella:  
llogan@ssw.umaryland.edu | 410.706.2479

# Child Support Cases

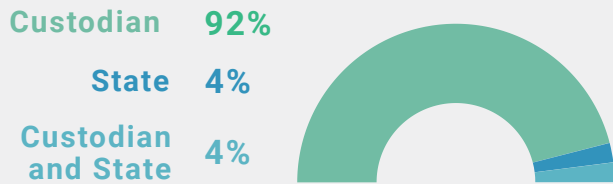
Talbot County | 2019

Talbot has less than 1% of Maryland's child support cases.

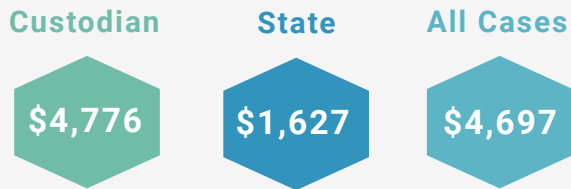
## Current Support

75% of cases were owed current support between July 2018 and June 2019

The majority of support is owed to custodians.



### Average Amount Owed per Case

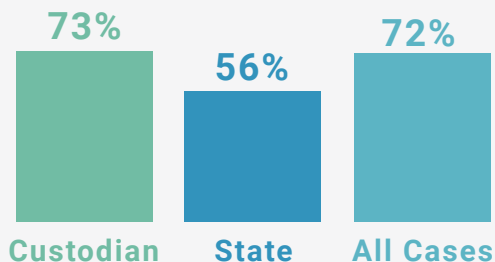


### Percent of Cases with a Payment



### Average Percent Paid per Case

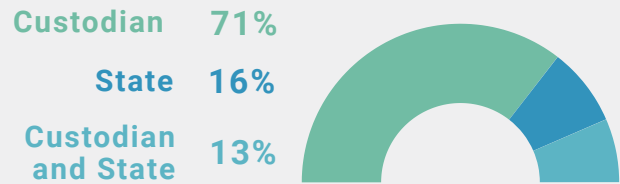
Among cases with payments



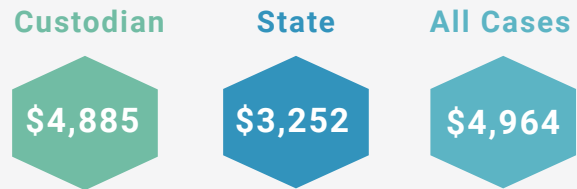
## Past-Due Support

56% of cases had a past-due arrears balance in July 2019

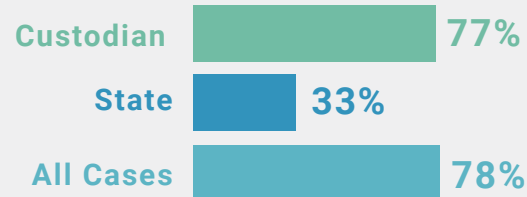
Most debt is owed to custodians.



### Median Arrears Balance per Case

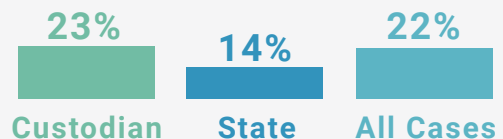


### Percent of Cases with a Payment



### Average Percent Paid per Case

Among cases with an arrears balance



**Note:** Data are based on a sample of 491 cases sampled from 910 active child support cases in July 2019 in this county. Payments are based on amounts paid from July 2018 to June 2019.

For more information, contact Letitia Logan Passarella:  
llogan@ssw.umaryland.edu | 410.706.2479

# Child Support Cases

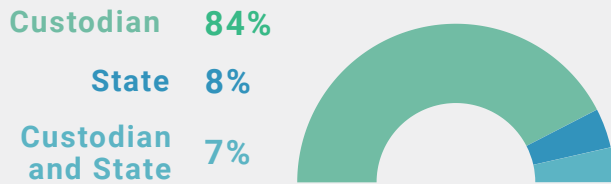
Washington County | 2019

Washington has 3% of Maryland's child support cases.

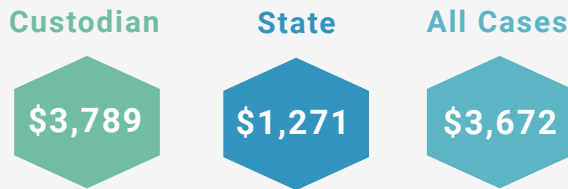
## Current Support

76% of cases were owed current support between July 2018 and June 2019

The majority of support is owed to custodians.



### Average Amount Owed per Case

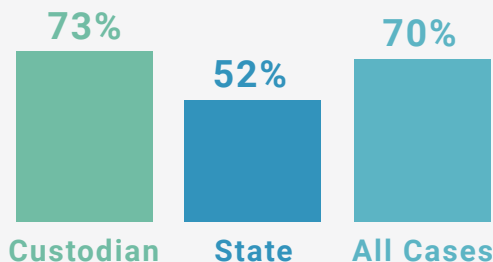


### Percent of Cases with a Payment



### Average Percent Paid per Case

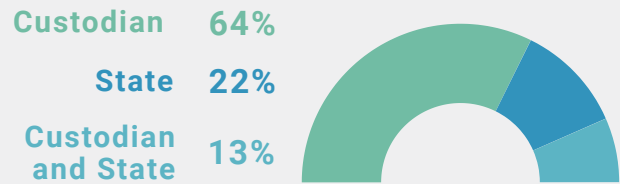
Among cases with payments



## Past-Due Support

53% of cases had a past-due arrears balance in July 2019

Most debt is owed to custodians.



### Median Arrears Balance per Case

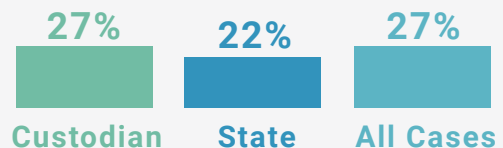


### Percent of Cases with a Payment



### Average Percent Paid per Case

Among cases with an arrears balance



**Note:** Data are based on a sample of 886 cases sampled from 5,202 active child support cases in July 2019 in this county. Payments are based on amounts paid from July 2018 to June 2019.

For more information, contact Letitia Logan Passarella:  
llogan@ssw.umaryland.edu | 410.706.2479



# Child Support Cases

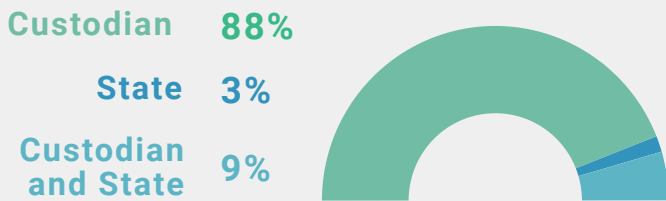
Wicomico County | 2019

Wicomico has 2% of Maryland's child support cases.

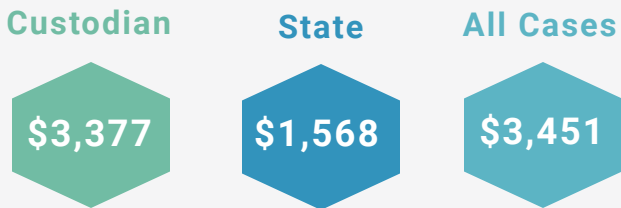
## Current Support

67% of cases were owed current support between July 2018 and June 2019

The majority of support is owed to custodians.



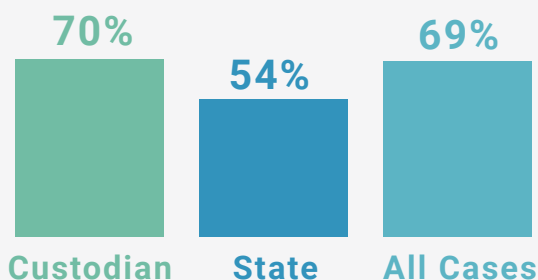
### Average Amount Owed per Case



### Percent of Cases with a Payment



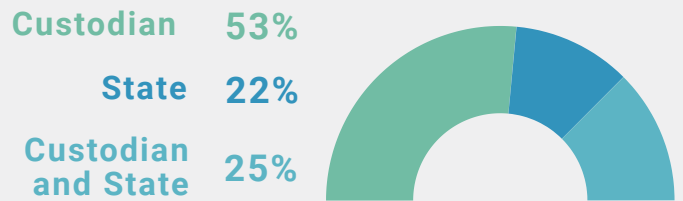
### Average Percent Paid per Case *Among cases with payments*



## Past-Due Support

60% of cases had a past-due arrears balance in July 2019

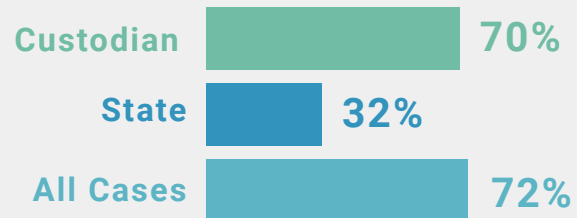
Most debt is owed to custodians.



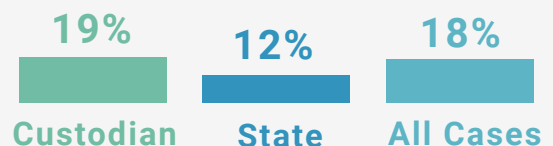
### Median Arrears Balance per Case



### Percent of Cases with a Payment



### Average Percent Paid per Case *Among cases with an arrears balance*



# Child Support Cases

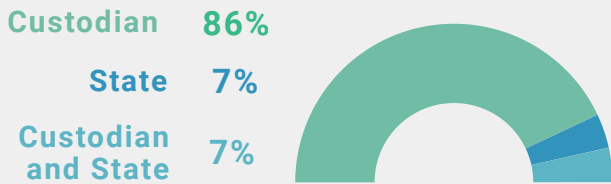
Worcester County | 2019

Worcester has 1% of Maryland's child support cases.

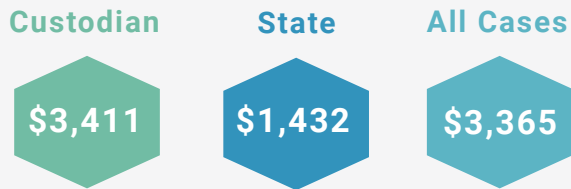
## Current Support

65% of cases were owed current support between July 2018 and June 2019

The majority of support is owed to custodians.



### Average Amount Owed per Case

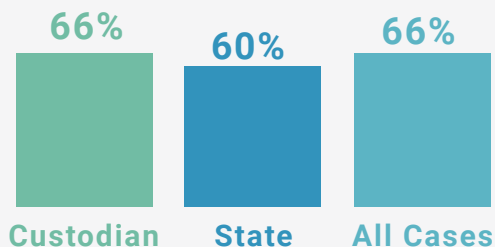


### Percent of Cases with a Payment



### Average Percent Paid per Case

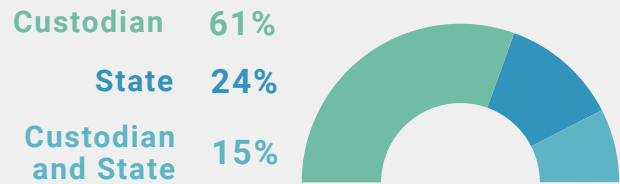
Among cases with payments



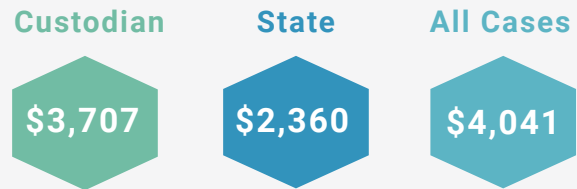
## Past-Due Support

65% of cases had a past-due arrears balance in July 2019

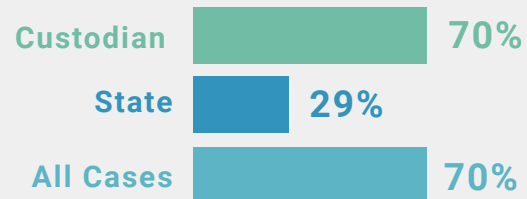
Most debt is owed to custodians.



### Median Arrears Balance per Case

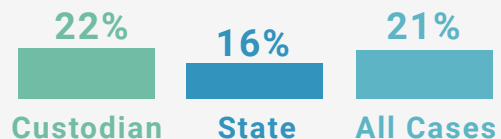


### Percent of Cases with a Payment



### Average Percent Paid per Case

Among cases with an arrears balance



**Note:** Data are based on a sample of 611 cases sampled from 1,430 active child support cases in July 2019 in this county. Payments are based on amounts paid from July 2018 to June 2019.

For more information, contact Letitia Logan Passarella:  
llogan@ssw.umaryland.edu | 410.706.2479



525 W. Redwood Street  
Baltimore, MD 21201  
410-706-2479  
[www.ssw.umaryland.edu/familywelfare/](http://www.ssw.umaryland.edu/familywelfare/)