

Maryland

2017 Snapshot of Noncustodial Parents

169,833

NCPs with a Case

100%

of the July 2017 Caseload

92%

are men

67%

are African American

41 years

was the average age

25%

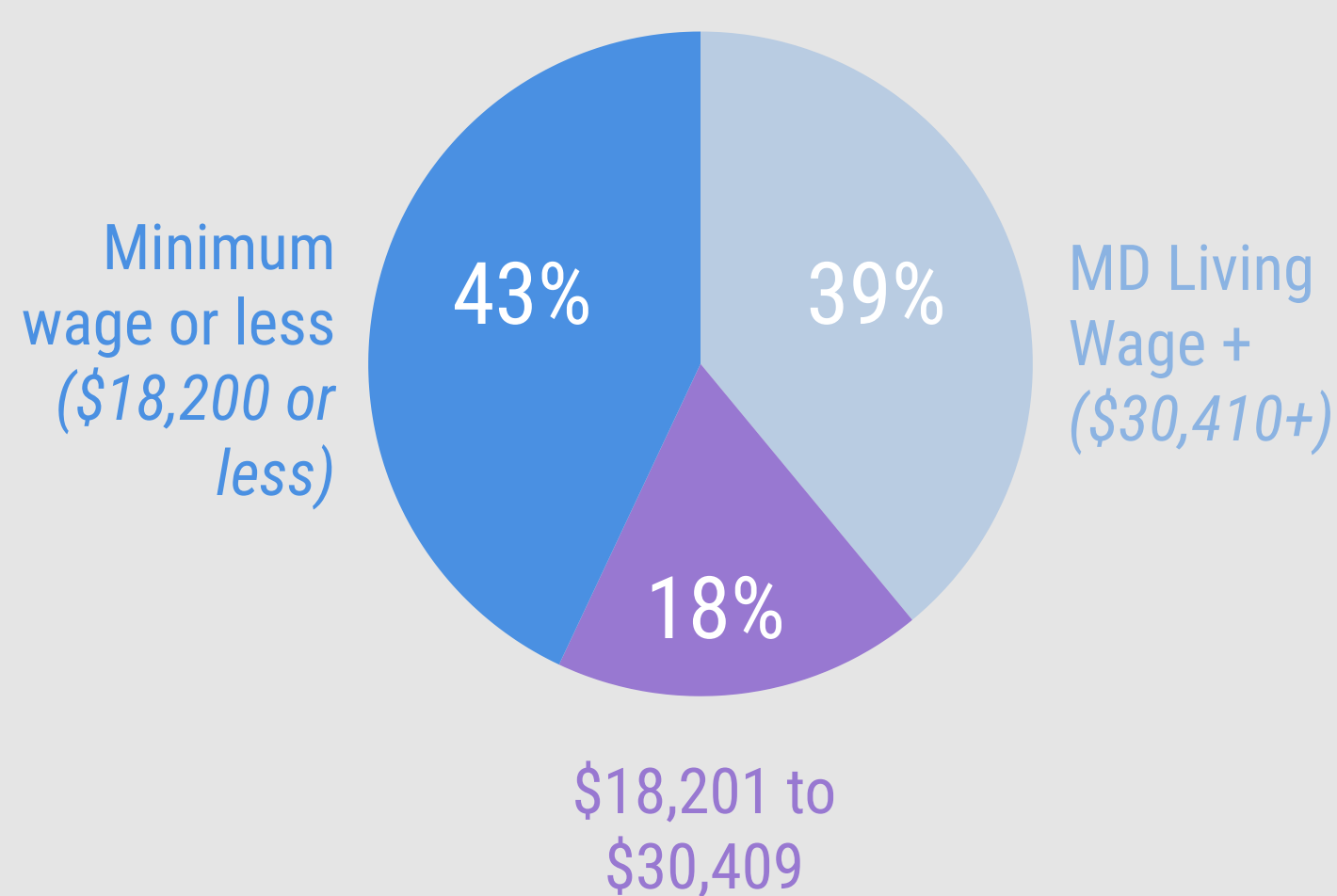
received Food Supplement benefits

1 child support case

2 children

26% were associated with a TCA case

50% of NCPs were employed and earned a median of **\$22,689**.¹ Earnings were evenly divided between full-time minimum wage and the Maryland living wage.²



71% of NCPs had a current support order, owing an average of **\$5,766** in one year

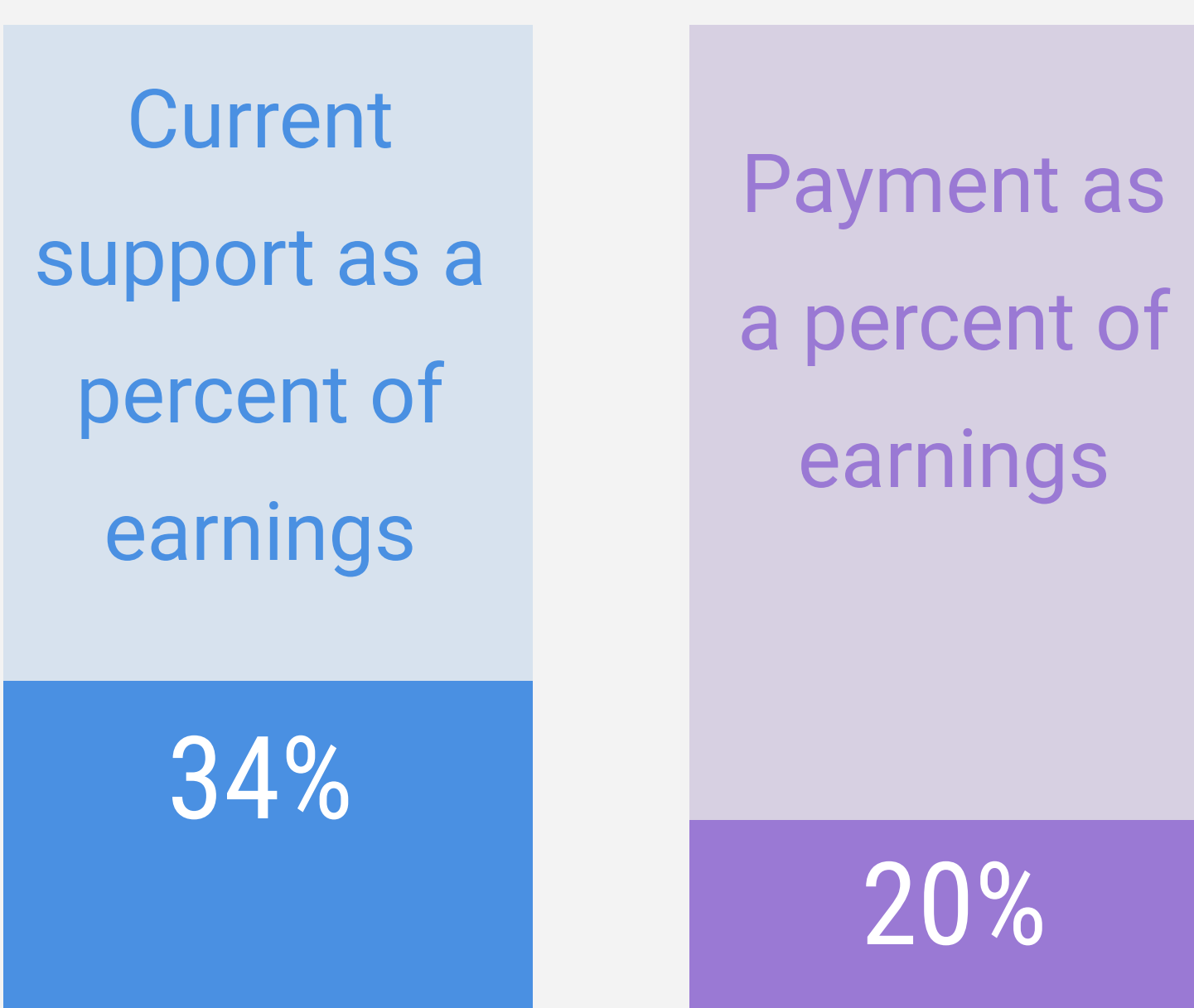
67%

Percent of current support collected

86%

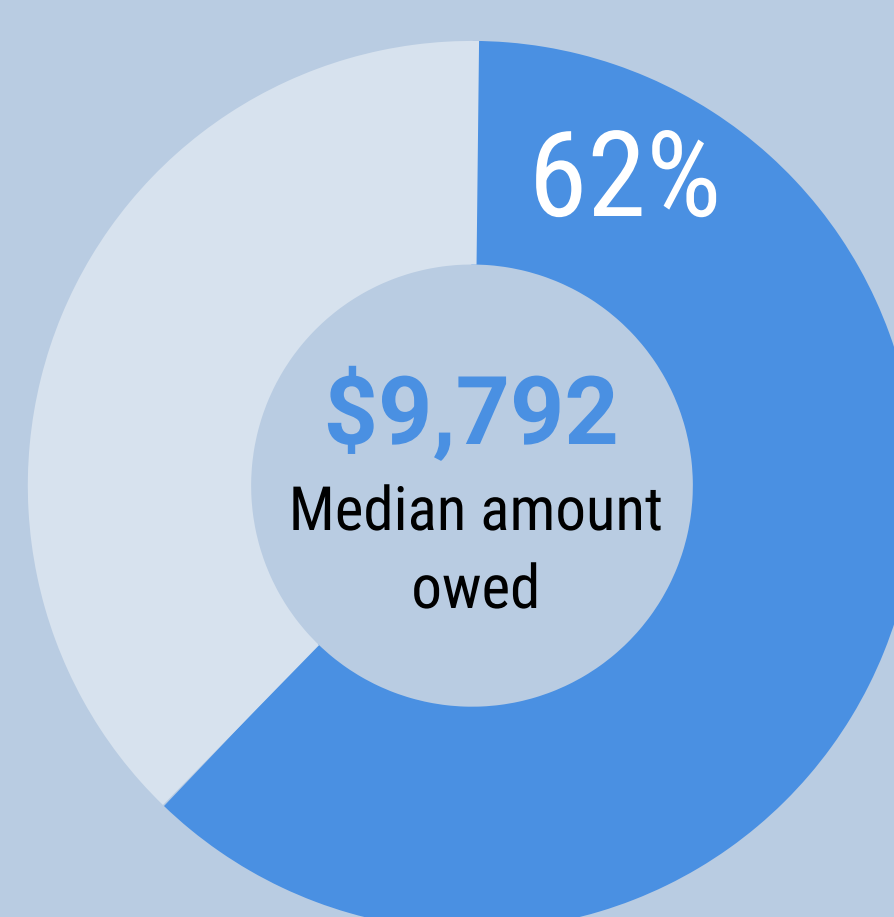
Percent of NCPs with a payment

NCPs were ordered to pay **one third** of their earnings to current support



They paid **one fifth** of their earnings to current support

Three in five NCPs owed arrears



Three quarters made an arrears payment

73%

Maryland

Effects of Earnings on NCP Payment Compliance

Full-Time Minimum Wage or Less

\$18,200 or Less

\$5,816

Actual Median Annual Earnings

91%

are men

74%

are African American

37 years

was the average age

47%

received Food Supplement benefits

2 child support cases

2 children

35% were associated with a TCA case

\$4,529 was due in one year (average)

45%

Percent of current support collected

90%

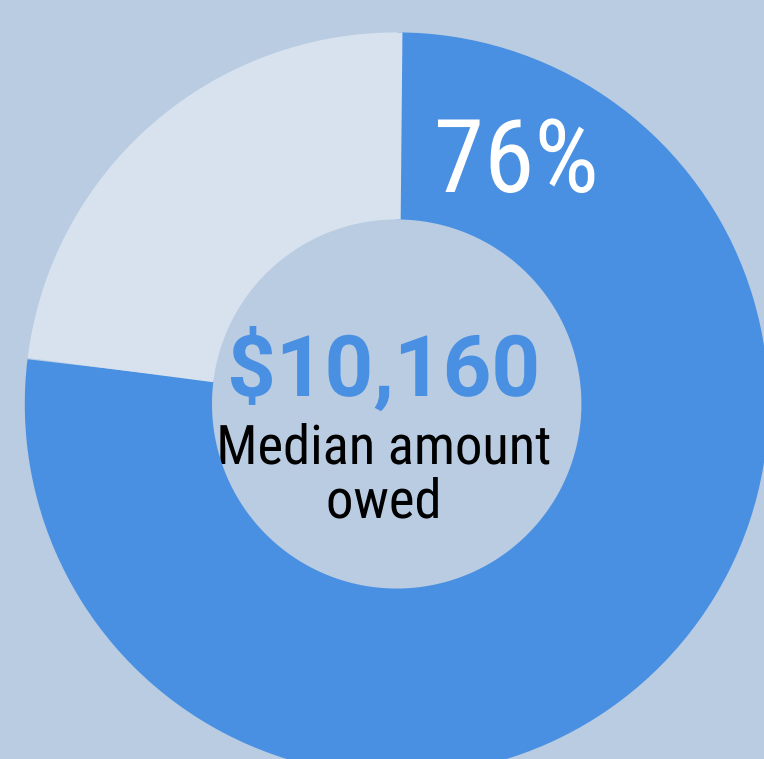
Percent of NCPs with a payment

NCPs were ordered to pay **three fifths** of their earnings to current support



They paid **three tenths** of their earnings to current support

Three quarters of NCPs owed arrears



78%

Three quarters made an arrears payment

Maryland Living Wage or More

\$30,410 or more

\$50,127

Actual Median Annual Earnings

96%

are men

61%

are African American

42 years

was the average age

5%

received Food Supplement benefits

1 child support case

2 children

15% were associated with a TCA case

\$7,542 was due in one year (average)

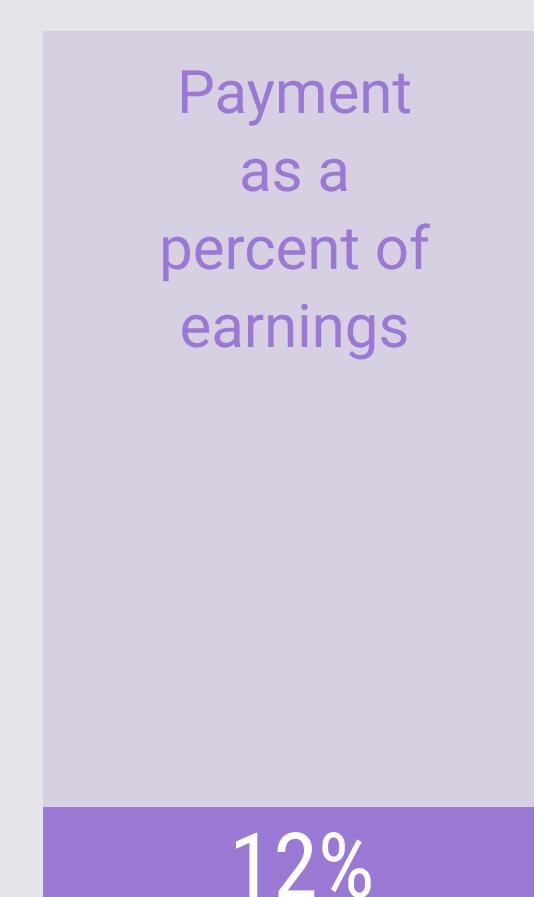
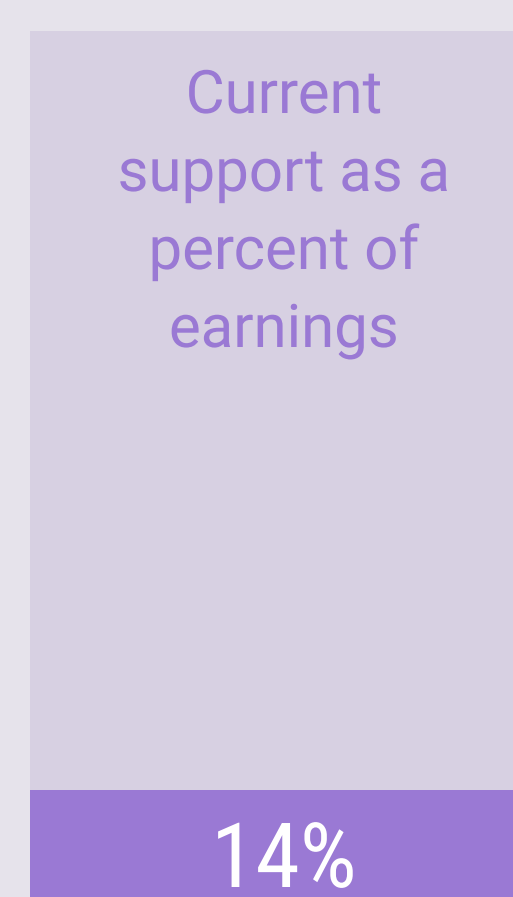
90%

Percent of current support collected

99%

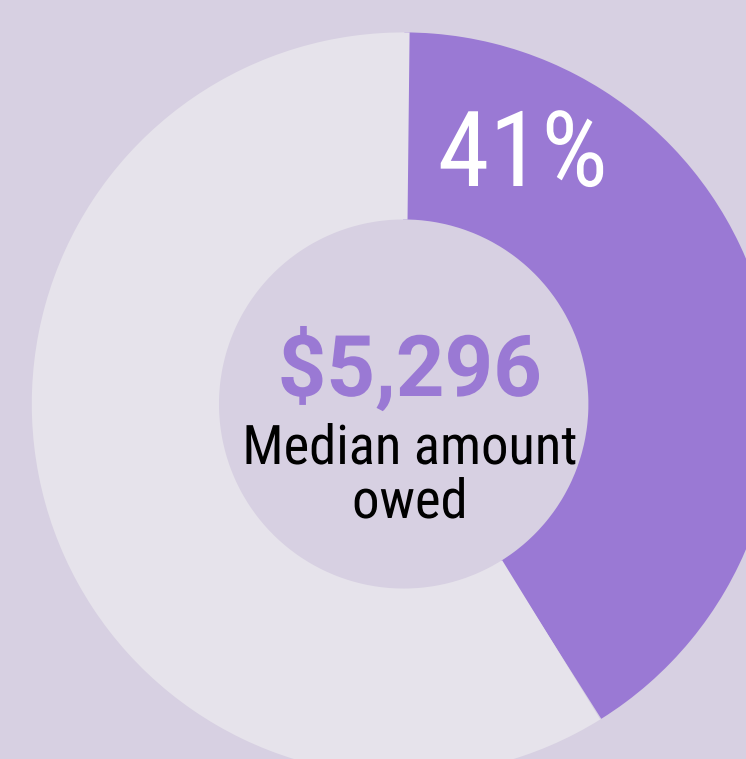
Percent of NCPs with a payment

NCPs were ordered to pay over **one tenth** of their earnings to current support



They paid **one tenth** of their earnings to current support

Two in five NCPs owed arrears



93%

Nine in 10 made an arrears payment

Data are based on a sample of 7,487 noncustodial parents (NCPs) who had an active child support case in July 2017 and were employed in a job covered in Maryland by Unemployment Insurance between July 2016 and June 2017.

Full-time minimum wage is based on the prevailing minimum in 2017 (\$8.75 per hour; \$18,200 annually). Maryland living wage is based on market-rate costs of basic necessities (\$30,410 annually) (<http://livingwage.mit.edu/states/24>).

Allegany County

2017 Snapshot of Noncustodial Parents

2,253

NCPs with a Case

1%

of the July 2017 Caseload

91%

are men

84%

are Caucasian

39 years

was the average age

32%

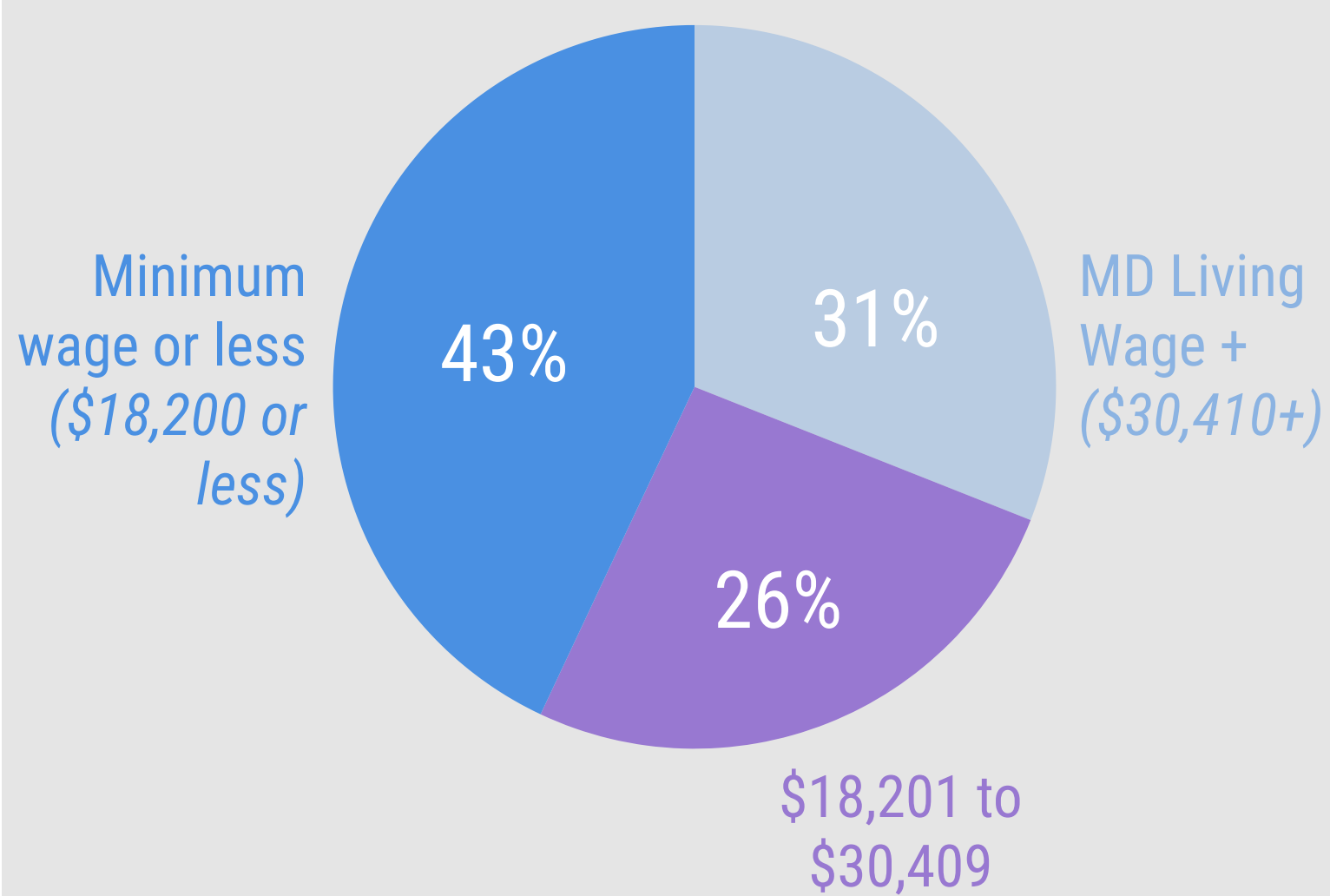
received Food Supplement benefits

1 child support case

1 child

33% were associated with a TCA case

51% of NCPs were employed and earned a median of **\$20,908**.¹ Two in five earned the full-time minimum wage, while three in 10 earned the Maryland living wage.²



78% of NCPs had a current support order, owing an average of **\$3,971** in one year

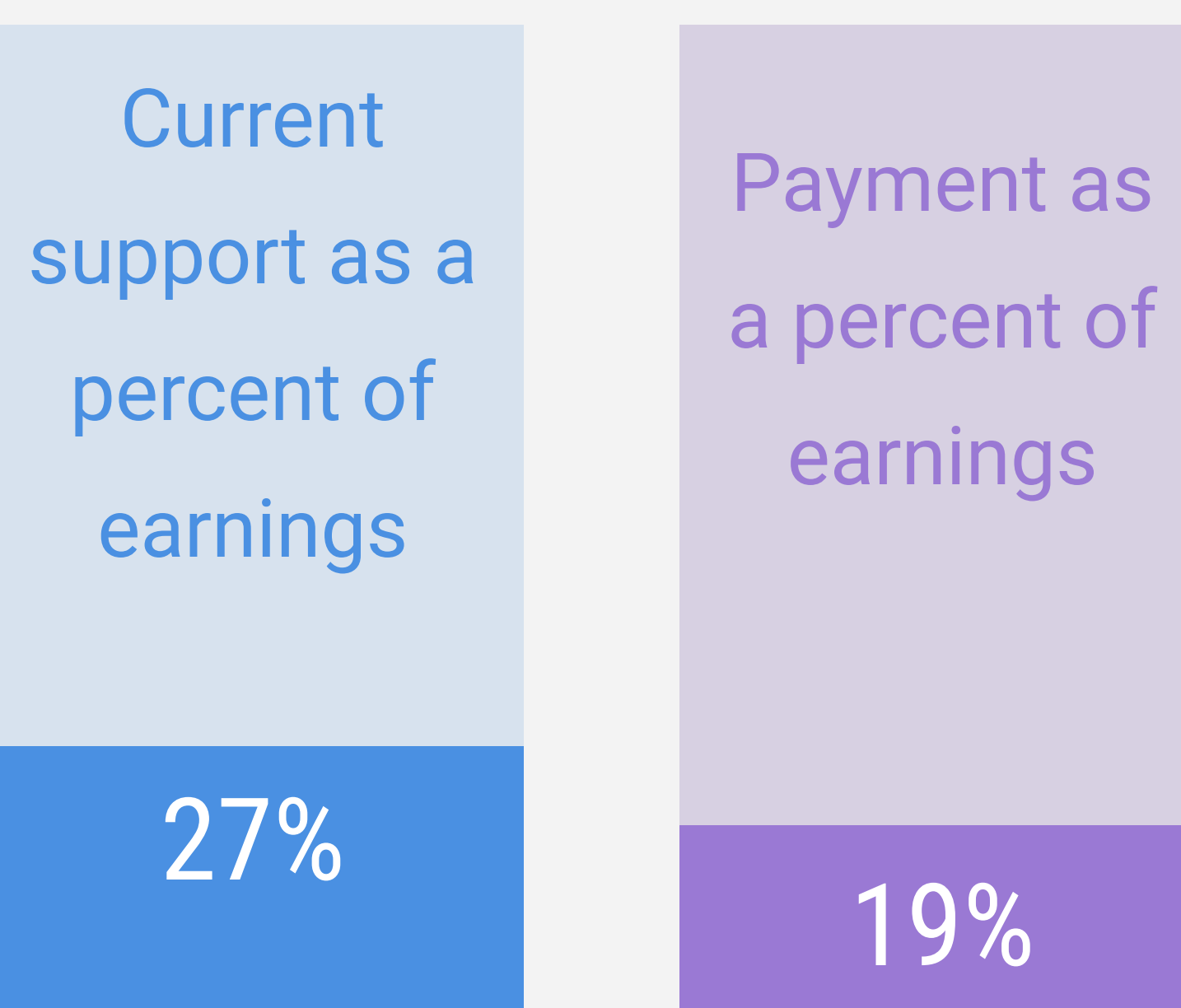
75%

Percent of current support collected

89%

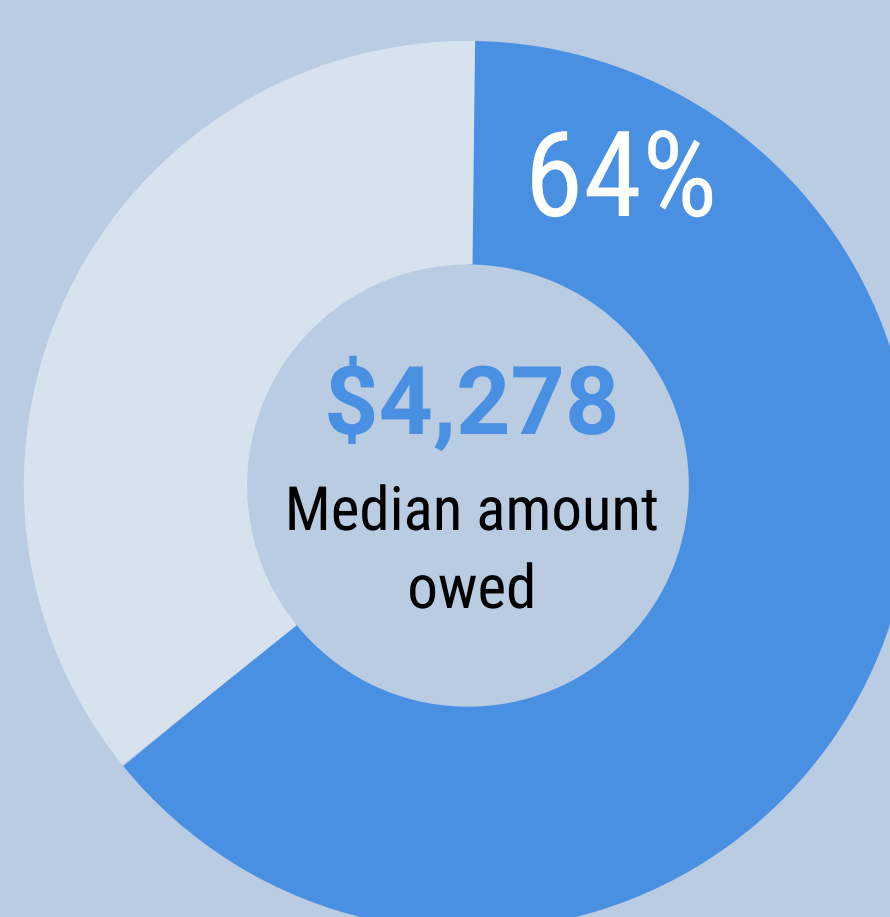
Percent of NCPs with a payment

NCPs were ordered to pay **one quarter** of their earnings to current support



They paid **one fifth** of their earnings to current support

Two in three NCPs owed arrears



78%

Four in five made an arrears payment

Allegany County

Effects of Earnings on NCP Payment Compliance

Full-Time Minimum Wage or Less

\$18,200 or Less

\$7,635

Actual Median Annual Earnings

89%

are men

82%

are Caucasian

36 years

was the average age

60%

received Food Supplement benefits

2 child support cases

2 children

39% were associated with a TCA case

\$2,882 was due in one year (average)

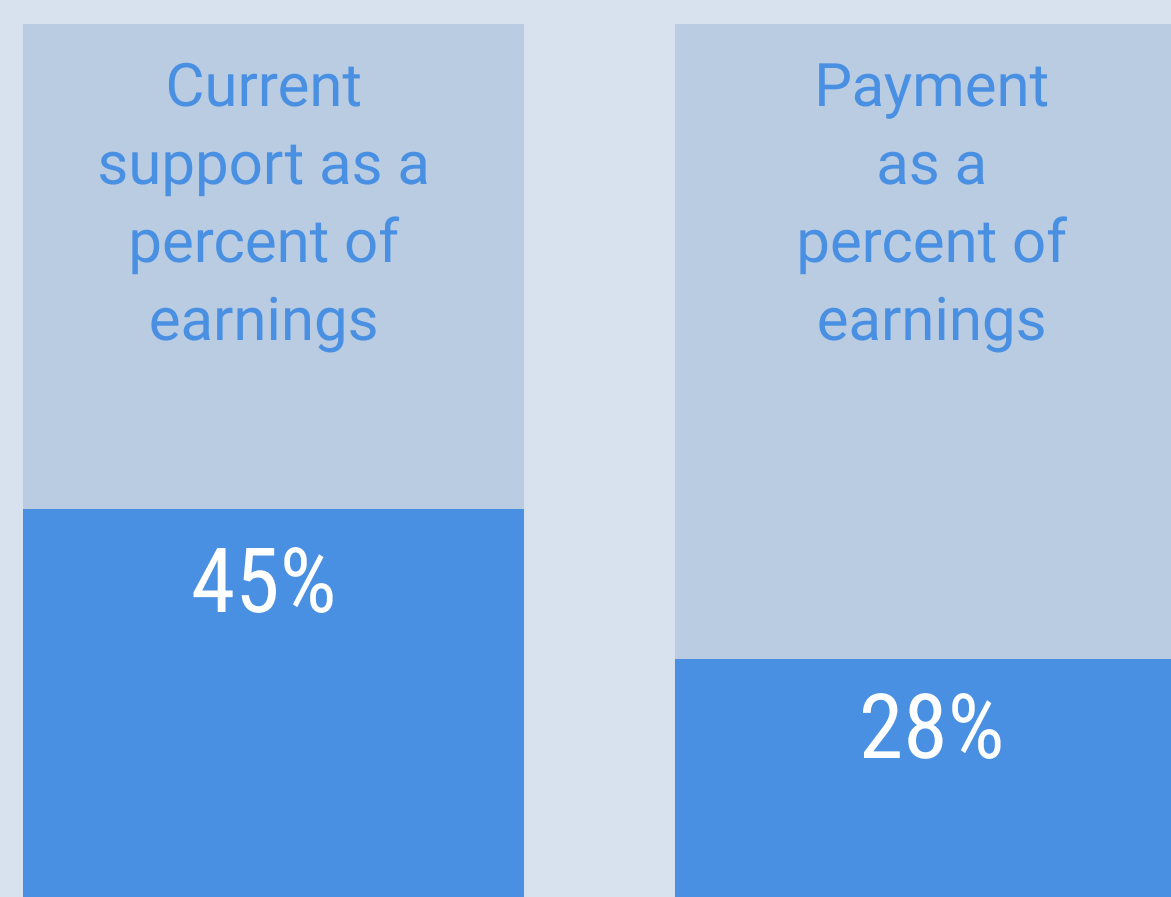
59%

Percent of current support collected

92%

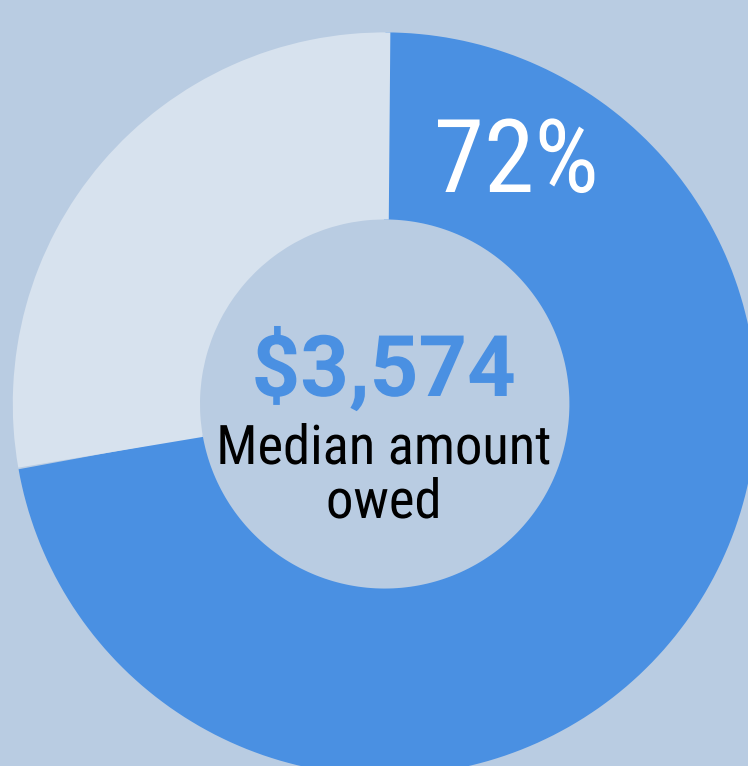
Percent of NCPs with a payment

NCPs were ordered to pay nearly **half** of their earnings to current support



They paid **three tenths** of their earnings to current support

Seven in 10 NCPs owed arrears



85%

Over **four in five** made an arrears payment

Maryland Living Wage or More

\$30,410 or more

\$47,816

Actual Median Annual Earnings

95%

are men

87%

are Caucasian

39 years

was the average age

5%

received Food Supplement benefits

1 child support case

1 child

12% were associated with a TCA case

\$5,917 was due in one year (average)

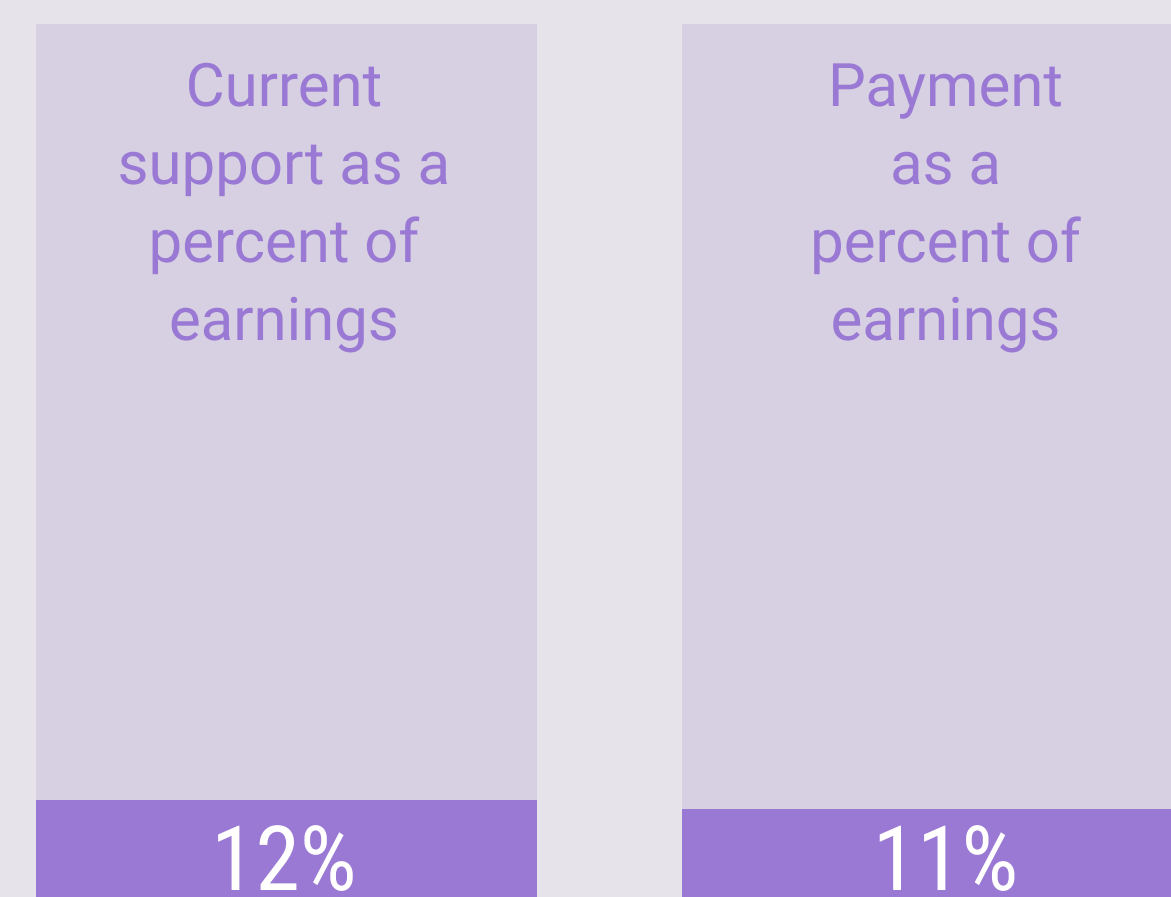
92%

Percent of current support collected

97%

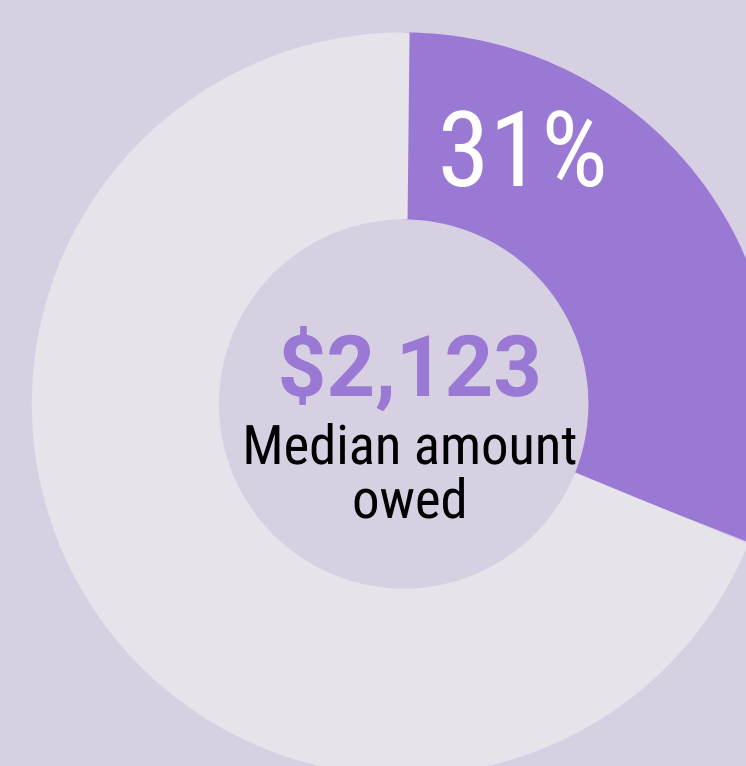
Percent of NCPs with a payment

NCPs were ordered to pay **one tenth** of their earnings to current support



They paid **one tenth** of their earnings to current support

Three in 10 NCPs owed arrears



89%

Nine in 10 made an arrears payment

Data are based on a sample of 273 noncustodial parents (NCPs) who had an active child support case in July 2017 and were employed in a job covered in Maryland by Unemployment Insurance between July 2016 and June 2017.

Full-time minimum wage is based on the prevailing minimum in 2017 (\$8.75 per hour; \$18,200 annually). Maryland living wage is based on market-rate costs of basic necessities (\$30,410 annually) (<http://livingwage.mit.edu/states/24>).

Anne Arundel County

2017 Snapshot of Noncustodial Parents

12,347

NCPs with a Case

7%

of the July 2017 Caseload

92%

are men

49%

are African American

41 years

was the average age

22%

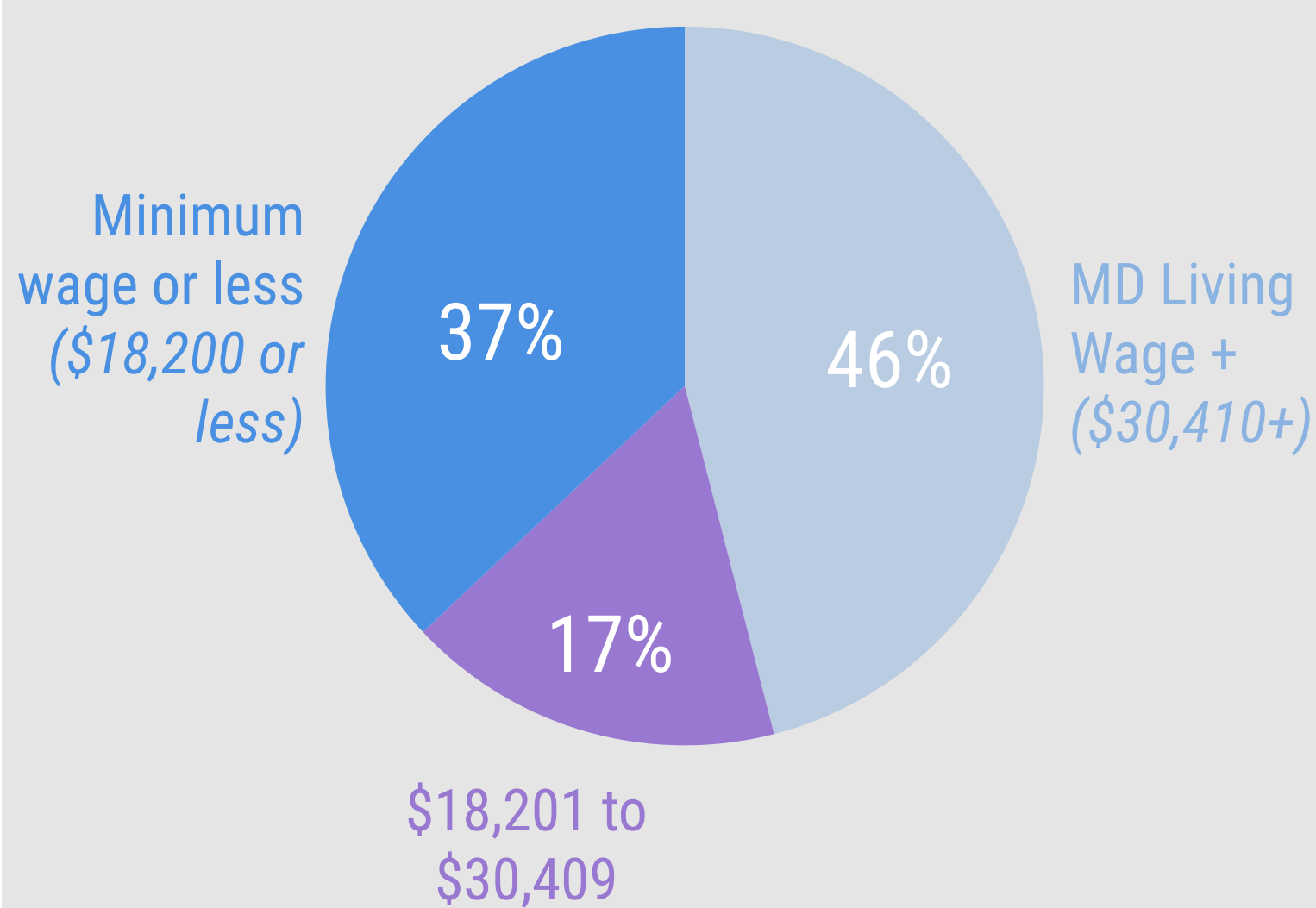
received Food Supplement benefits

1 child support case

2 children

18% were associated with a TCA case

51% of NCPs were employed and earned a median of **\$27,866**.¹ More than one third earned the full-time minimum wage, while almost half earned the Maryland living wage.²



75% of NCPs had a current support order, owing an average of **\$5,795** in one year

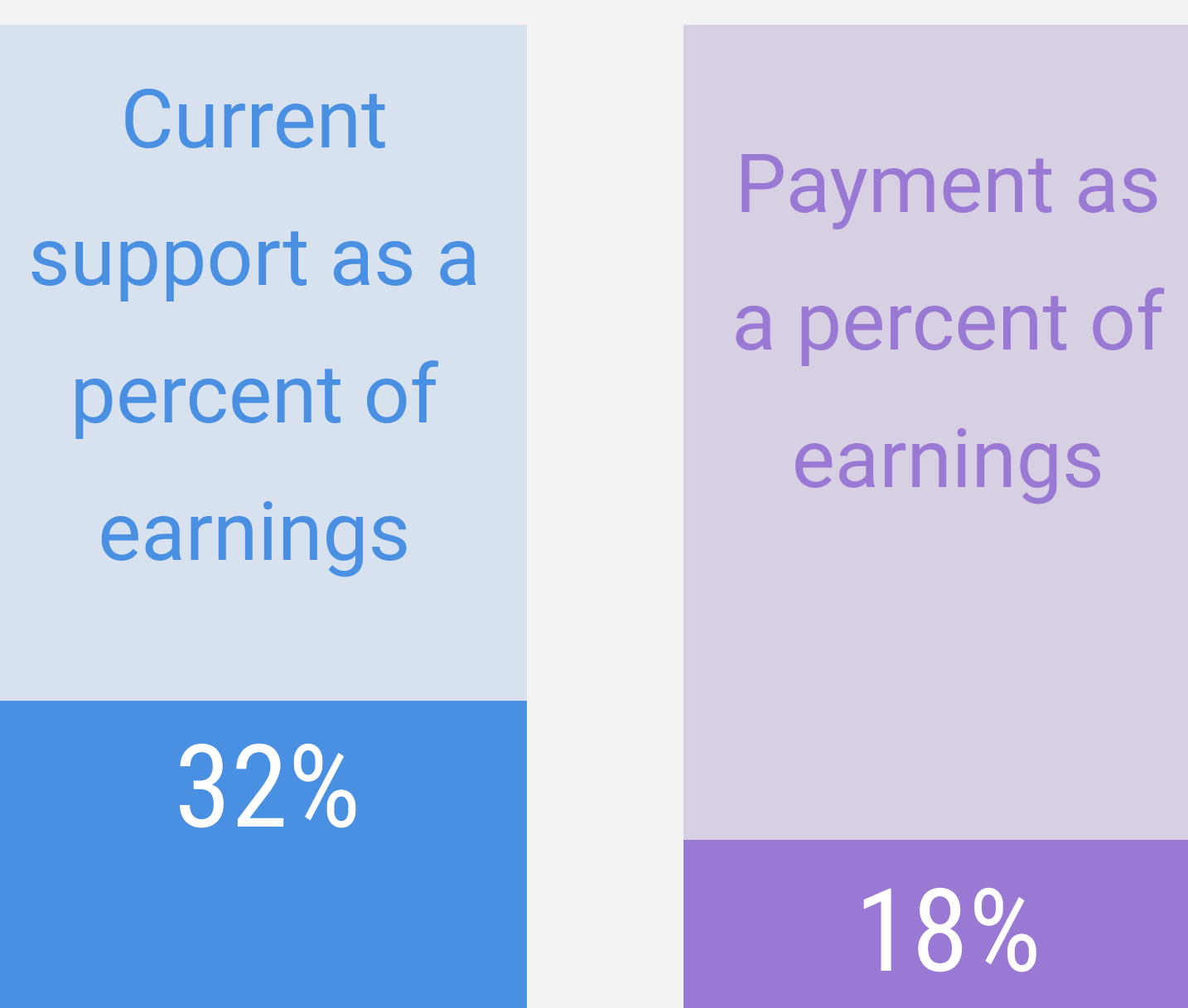
67%

Percent of current support collected

86%

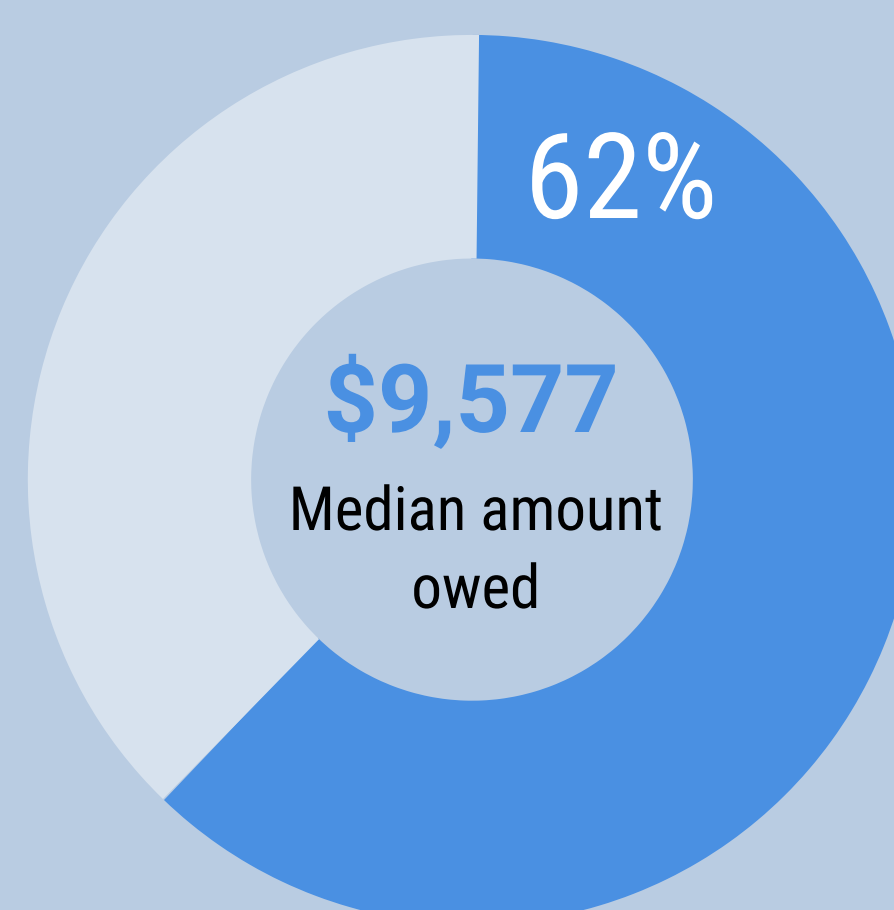
Percent of NCPs with a payment

NCPs were ordered to pay **one third** of their earnings to current support



They paid **one fifth** of their earnings to current support

Three fifths of NCPs owed arrears



69%

Seven in 10 made an arrears payment

Anne Arundel County

Effects of Earnings on NCP Payment Compliance

Full-Time Minimum Wage or Less

\$18,200 or Less

\$6,558

Actual Median Annual Earnings

90%

are men

64%

are African American

38 years

was the average age

48%

received Food Supplement benefits

1 child support case

2 children

30% were associated with a TCA case

\$4,649 was due in one year (average)

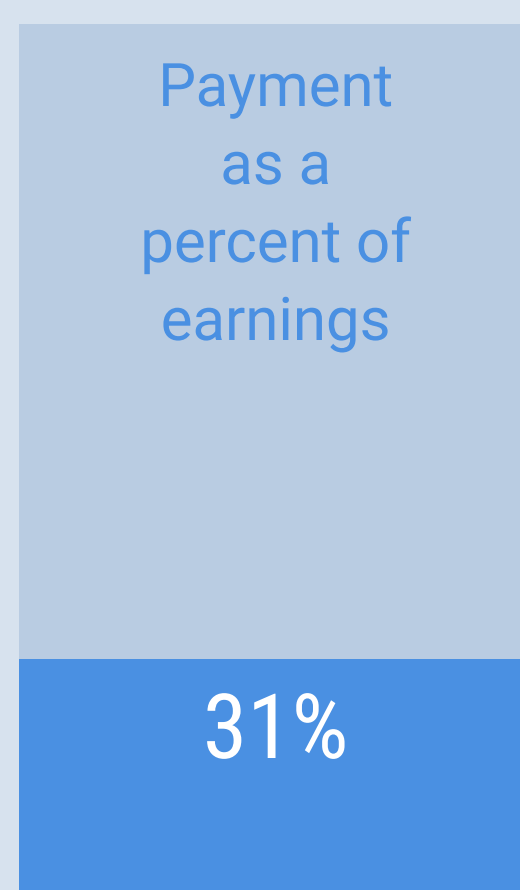
43%

Percent of current support collected

89%

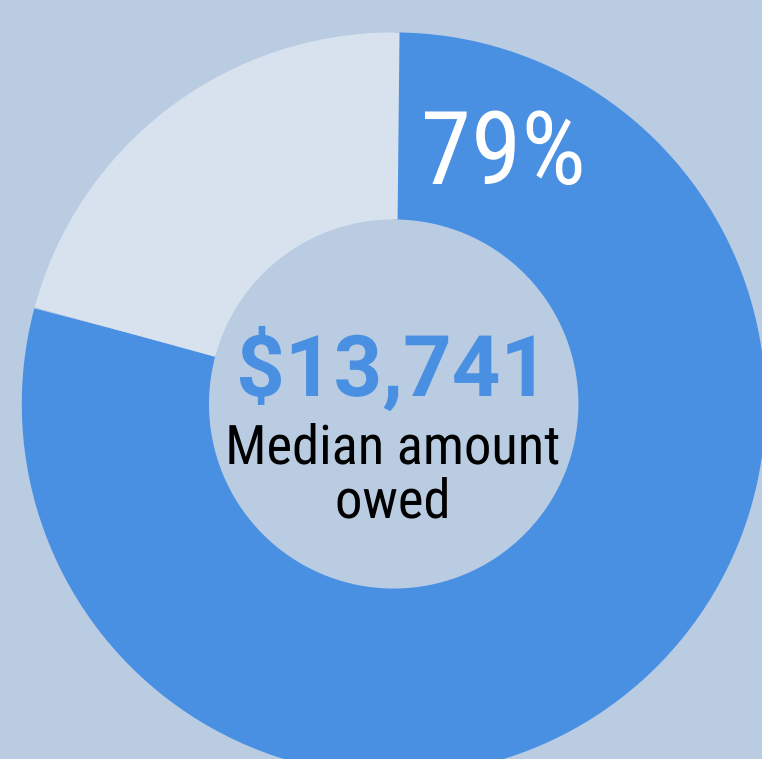
Percent of NCPs with a payment

NCPs were ordered to pay **two thirds** of their earnings to current support



They paid **three tenths** of their earnings to current support

Four in five NCPs owed arrears



71%

Seven in 10 made an arrears payment

Maryland Living Wage or More

\$30,410 or more

\$55,011

Actual Median Annual Earnings

95%

are men

52%

are Caucasian

40 years

was the average age

3%

received Food Supplement benefits

1 child support case

2 children

7% were associated with a TCA case

\$7,148 was due in one year (average)

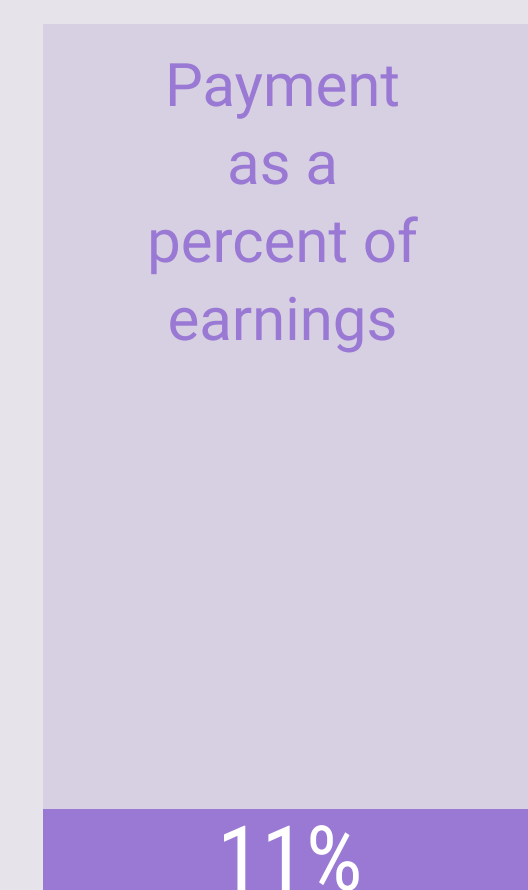
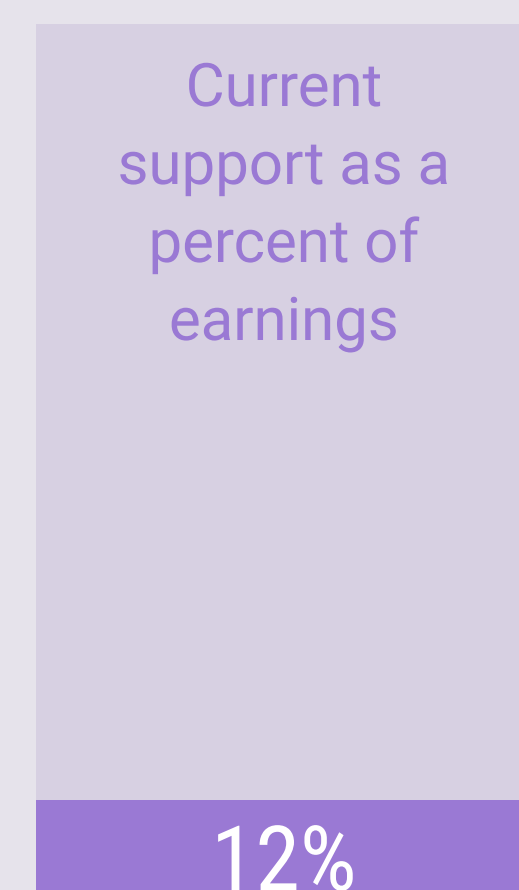
88%

Percent of current support collected

98%

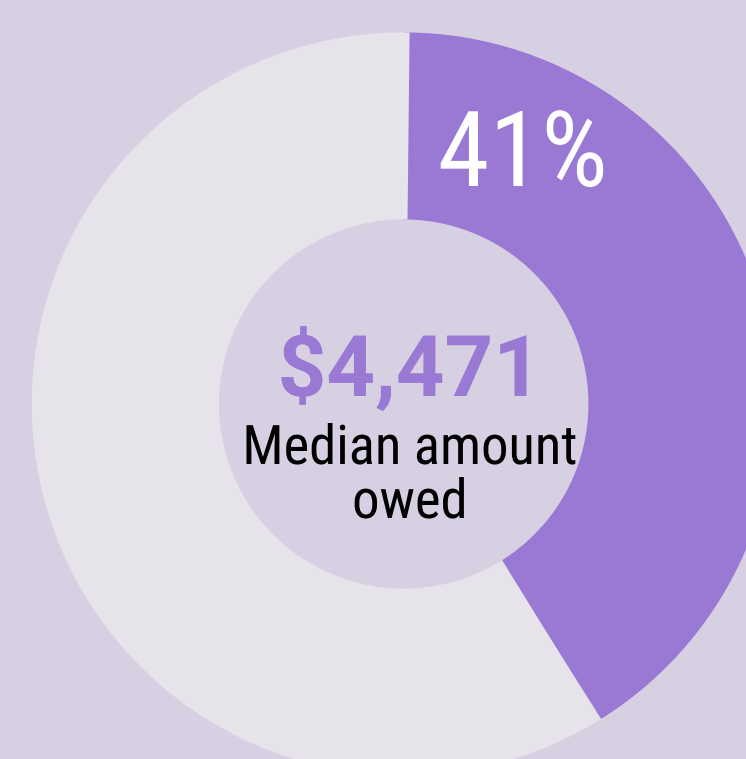
Percent of NCPs with a payment

NCPs were ordered to pay **one tenth** of their earnings to current support



They paid **one tenth** of their earnings to current support

Two in five NCPs owed arrears



90%

Nine in 10 made an arrears payment

Data are based on a sample of 410 noncustodial parents (NCPs) who had an active child support case in July 2017 and were employed in a job covered in Maryland by Unemployment Insurance between July 2016 and June 2017.

Full-time minimum wage is based on the prevailing minimum in 2017 (\$8.75 per hour; \$18,200 annually). Maryland living wage is based on market-rate costs of basic necessities (\$30,410 annually) (<http://livingwage.mit.edu/states/24>).

Baltimore City

2017 Snapshot of Noncustodial Parents

38,918

NCPs with a Case

23%

of the July 2017 Caseload

92%

are men

91%

are African American

41 years

was the average age

42%

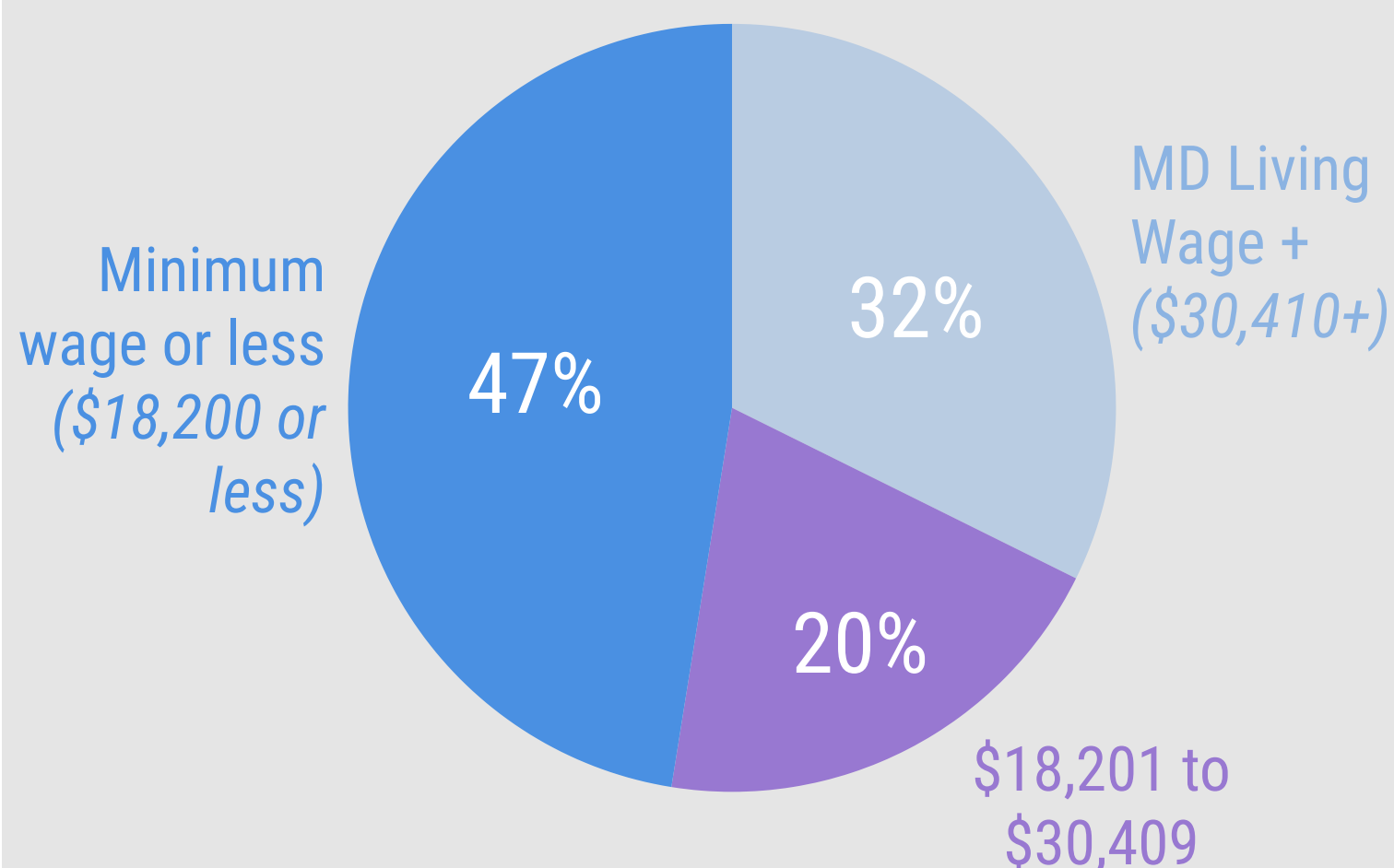
received Food Supplement benefits

2 child support cases


2 children

44% were associated with a TCA case

57% of NCPs were employed and earned a median of **\$20,372**.¹ Half of NCPs earned the minimum wage, while one third earned the Maryland living wage.²



56% of NCPs had a current support order, owing an average of **\$4,418** in one year

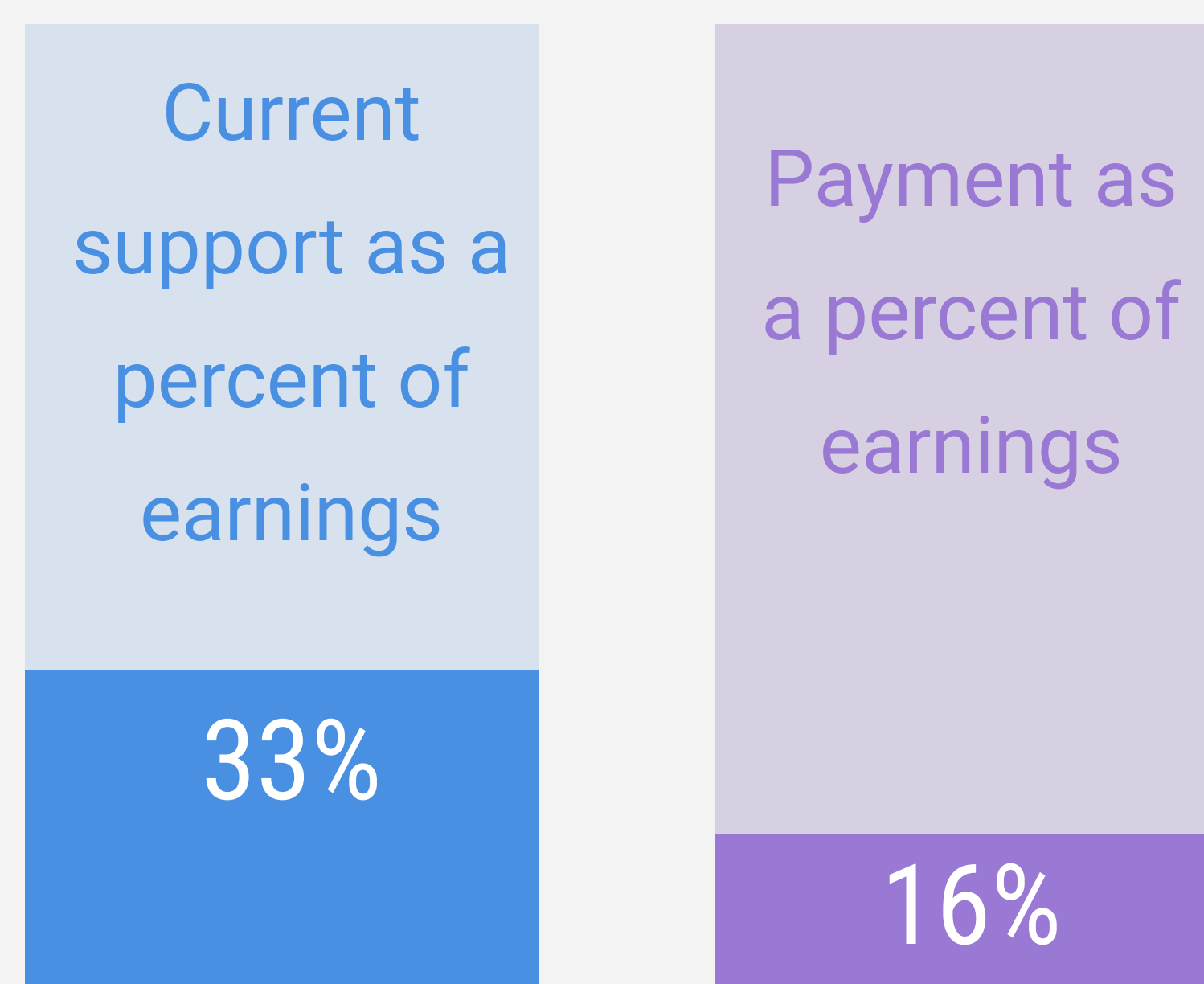


Percent of current support collected



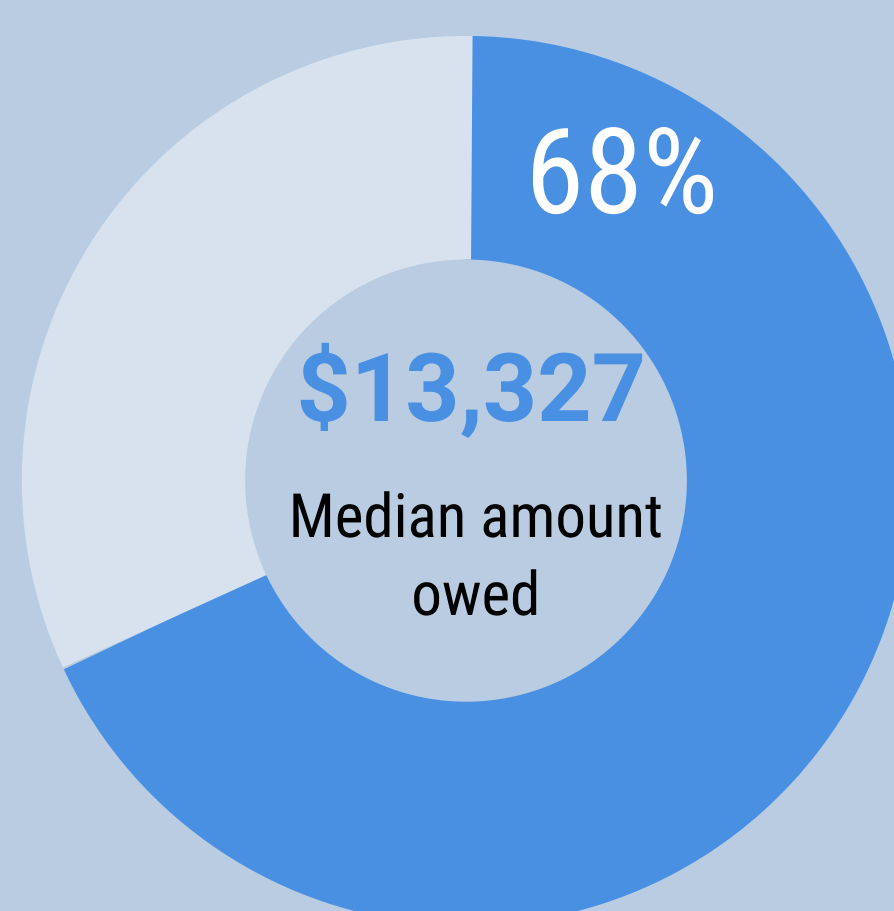
Percent of NCPs with a payment

NCPs were ordered to pay **one third** of their earnings to current support



They paid less than **one fifth** of their earnings to current support

Two in three NCPs owed arrears



67%

Two in three made an arrears payment

Baltimore City

Effects of Earnings on NCP Payment Compliance

Full-Time Minimum Wage or Less

\$18,200 or Less

\$5,683

Actual Median Annual Earnings

91%

are men

94%

are African American

38 years

was the average age

59%

received Food Supplement benefits

2 child support cases

3 children

49% were associated with a TCA case

\$3,686 was due in one year (average)

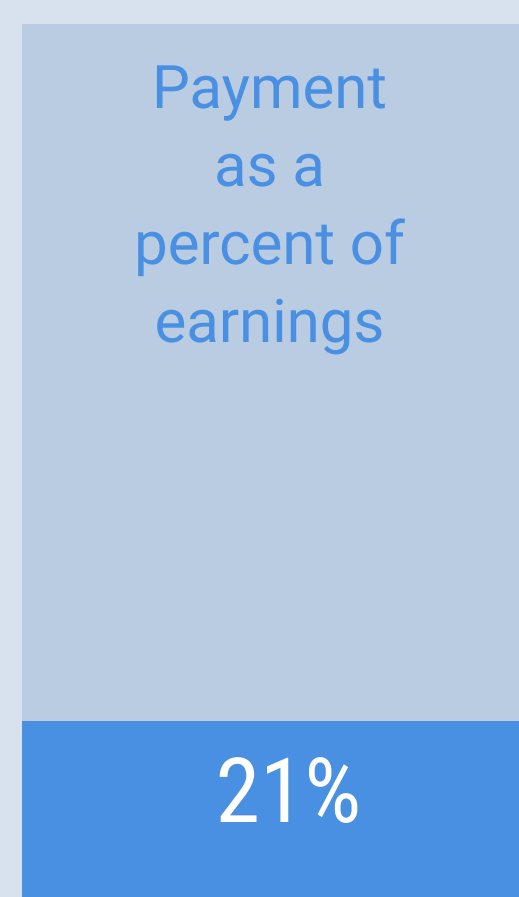
37%

Percent of current support collected

88%

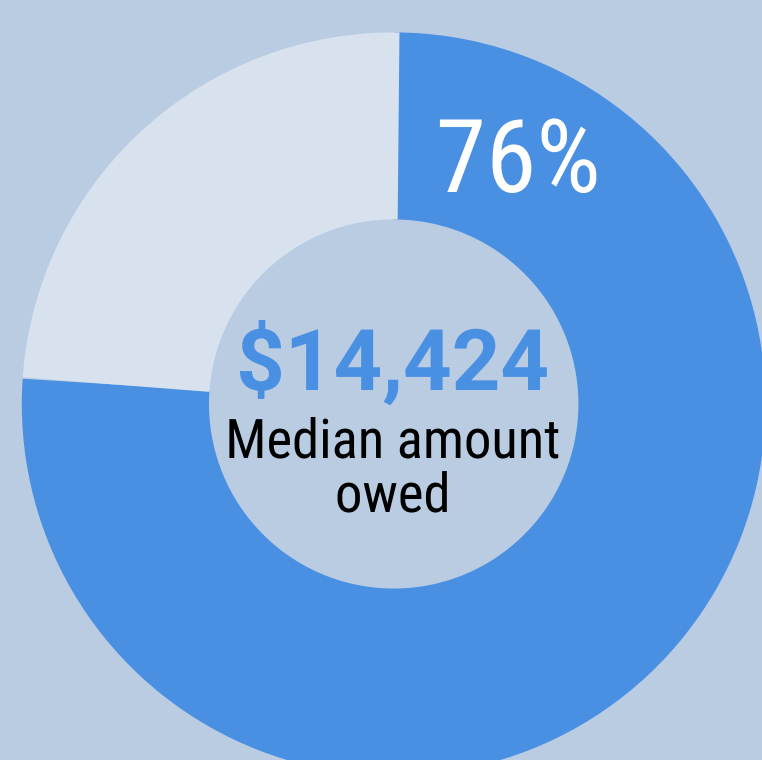
Percent of NCPs with a payment

NCPs were ordered to pay over **half** of their earnings to current support



They paid **one fifth** of their earnings to current support

Three quarters of NCPs owed arrears



75%

Three quarters made an arrears payment

Maryland Living Wage or More

\$30,410 or more

\$44,091

Actual Median Annual Earnings

97%

are men

95%

are African American

43 years

was the average age

6%

received Food Supplement benefits

2 child support cases

2 children

30% were associated with a TCA case

\$5,777 was due in one year (average)

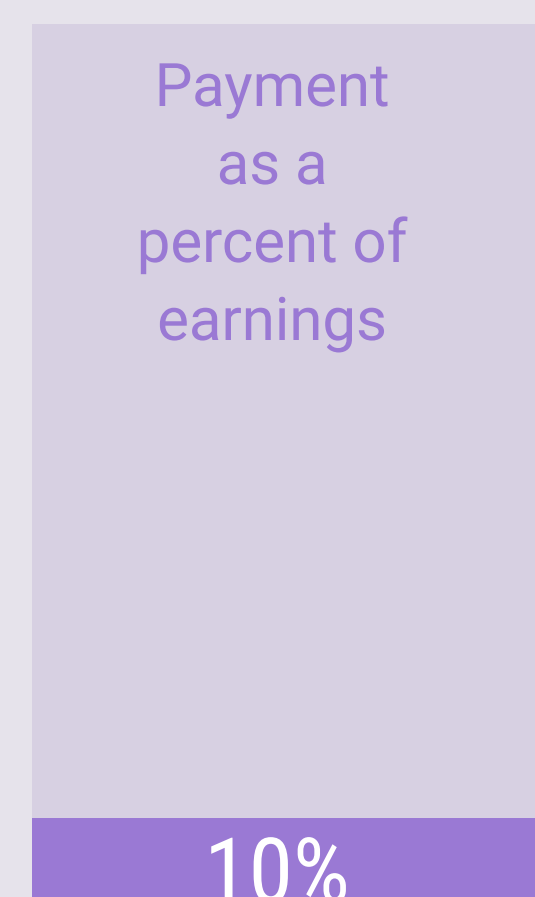
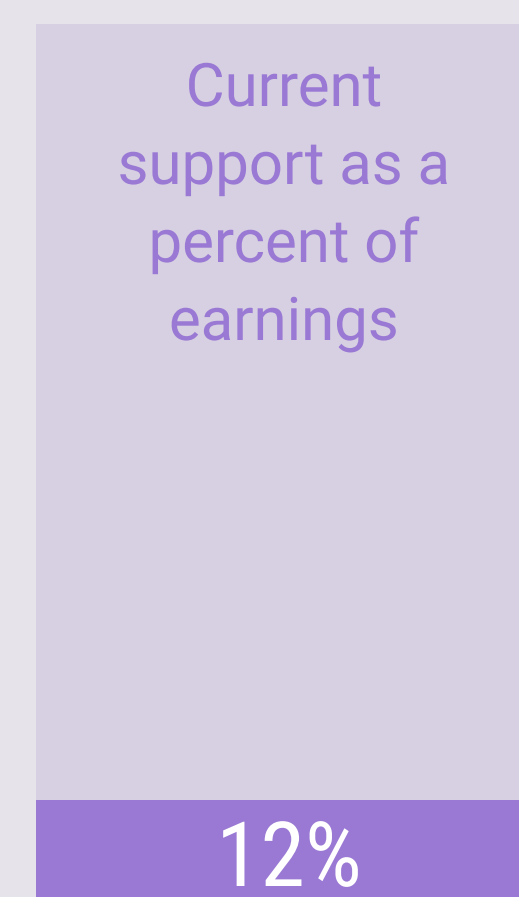
89%

Percent of current support collected

99%

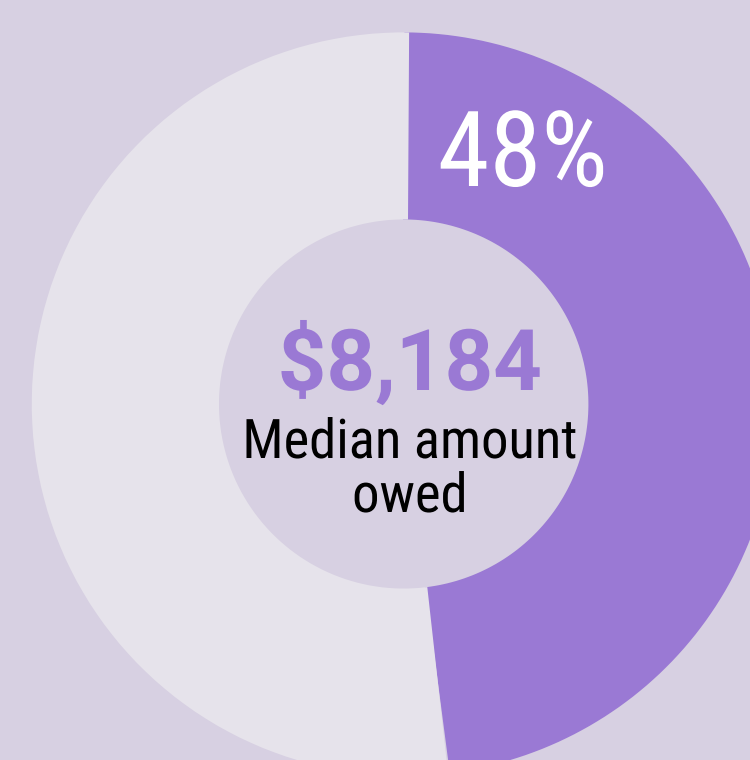
Percent of NCPs with a payment

NCPs were ordered to pay **one tenth** of their earnings to current support



They paid **one tenth** of their earnings to current support

Half of NCPs owed arrears



95%

Almost all made an arrears payment

Data are based on a sample of 471 noncustodial parents (NCPs) who had an active child support case in July 2017 and were employed in a job covered in Maryland by Unemployment Insurance between July 2016 and June 2017.

Full-time minimum wage is based on the prevailing minimum in 2017 (\$8.75 per hour; \$18,200 annually). Maryland living wage is based on market-rate costs of basic necessities (\$30,410 annually) (<http://livingwage.mit.edu/states/24>).

Baltimore County

2017 Snapshot of Noncustodial Parents

18,937

NCPs with a Case

11%

of the July 2017 Caseload

94%

are men

61%

are African American

41 years

was the average age

25%

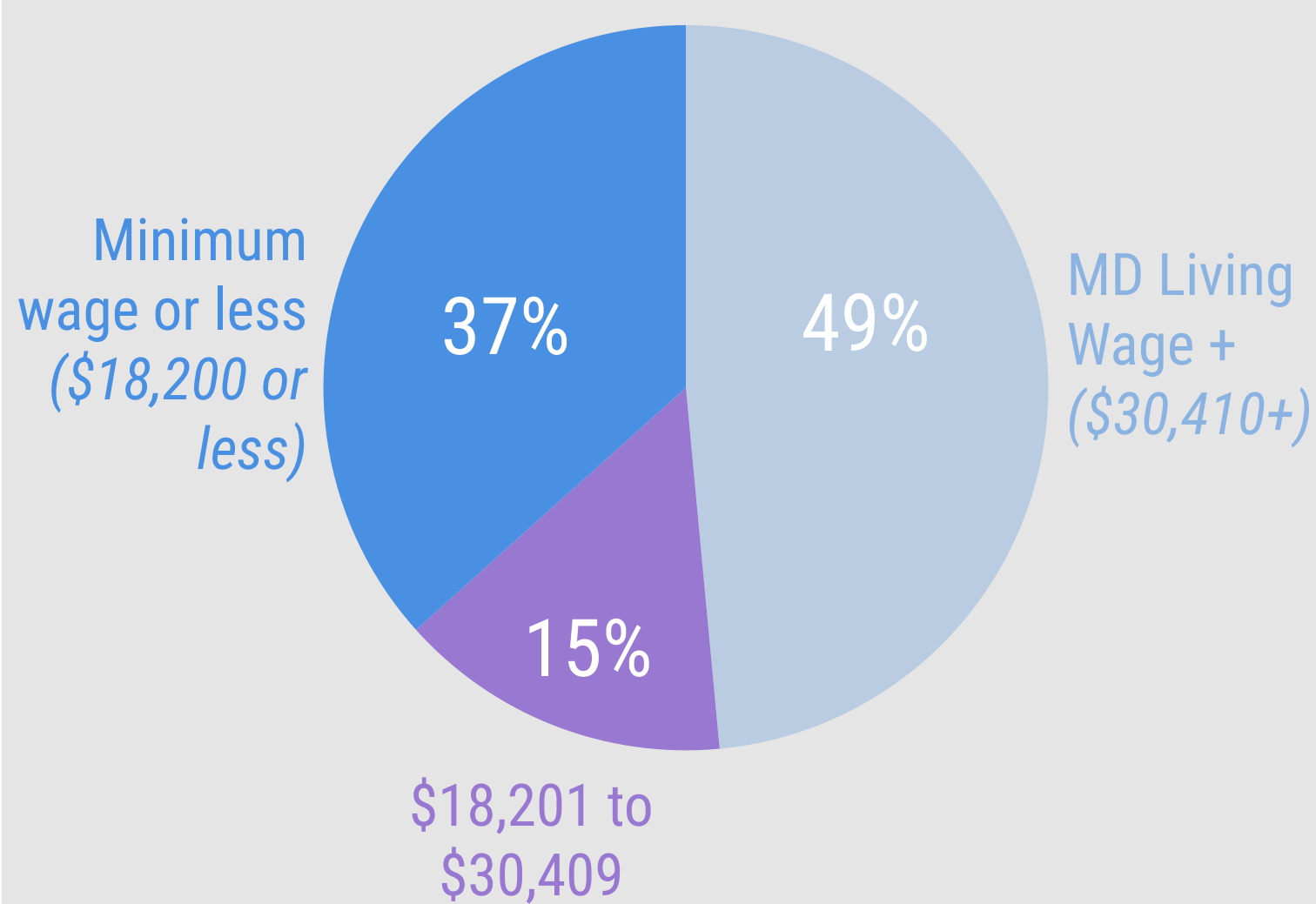
received Food Supplement benefits

1 child support case

1 child

19% were associated with a TCA case

55% of NCPs were employed and earned a median of **\$28,683**.¹ More than one third earned the full-time minimum wage, while half earned the Maryland living wage.²



75% of NCPs had a current support order, owing an average of **\$5,749** in one year

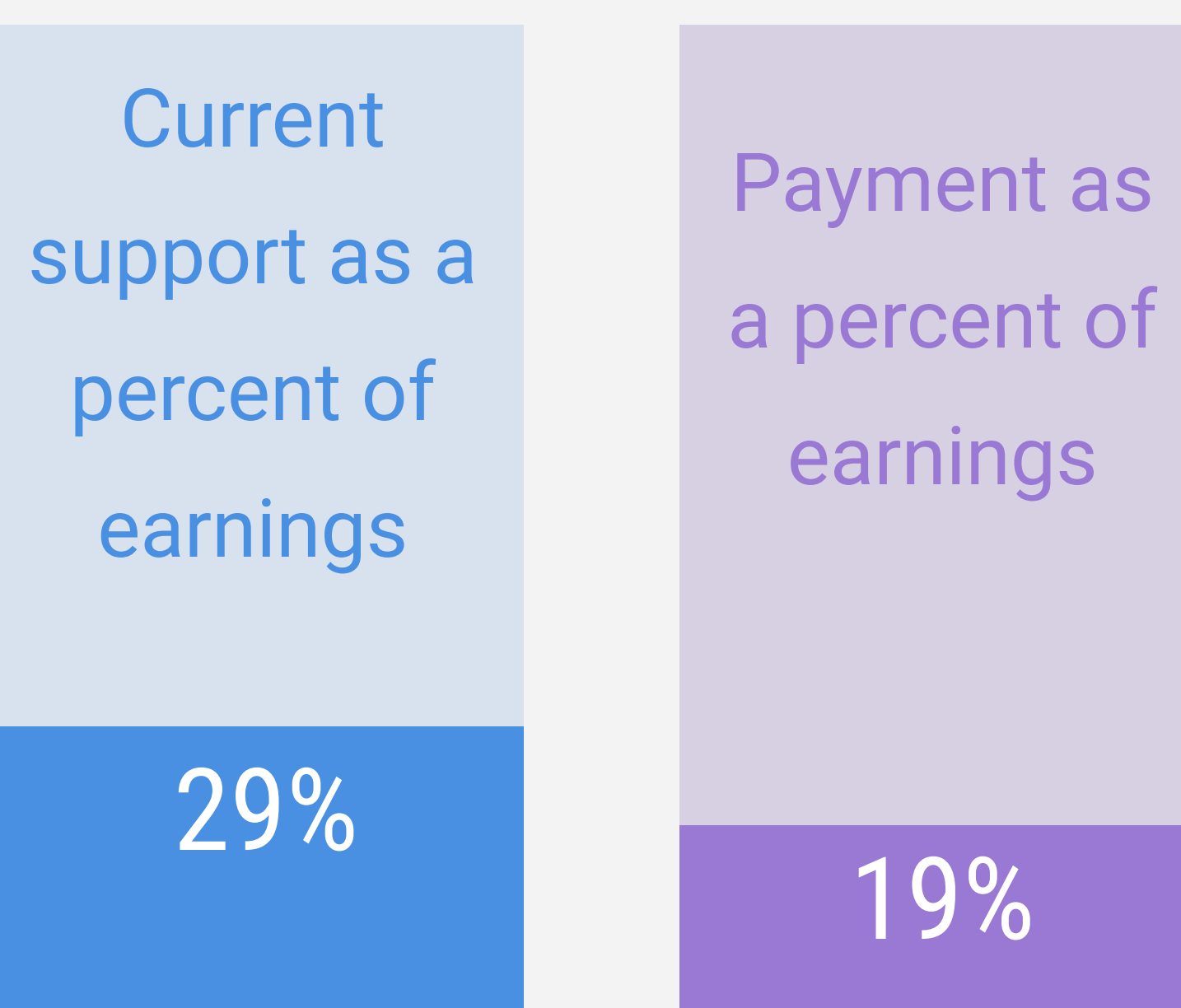
72%

Percent of current support collected

88%

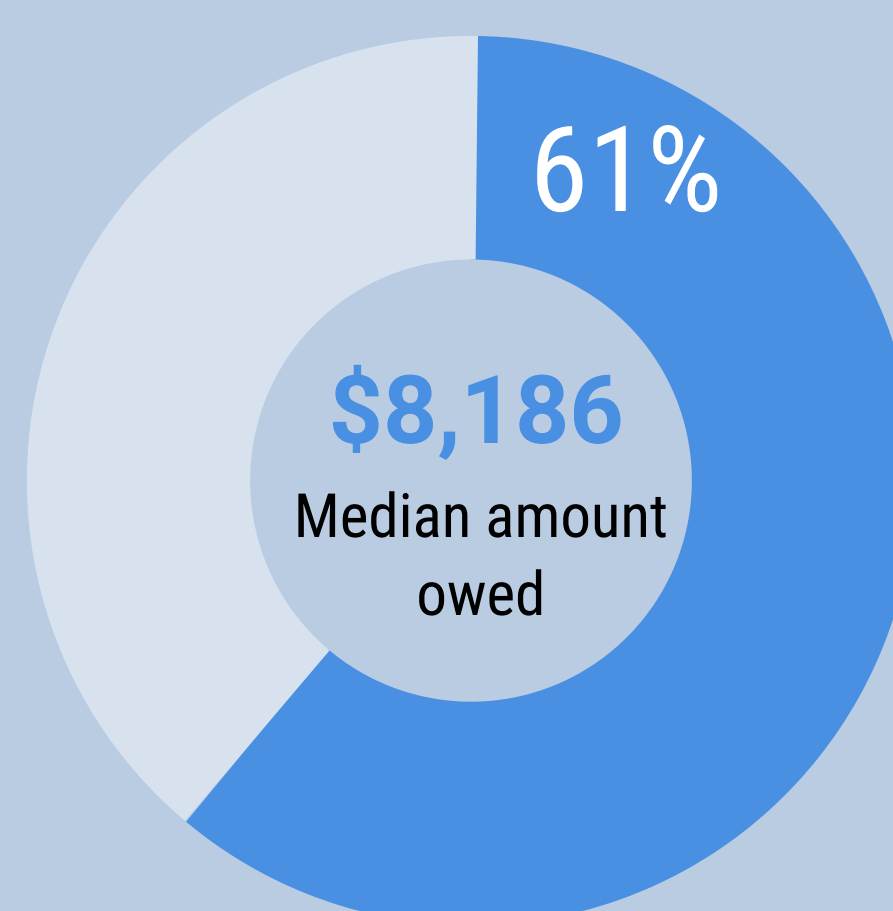
Percent of NCPs with a payment

NCPs were ordered to pay **three tenths** of their earnings to current support



They paid **one fifth** of their earnings to current support

Three fifths of NCPs owed arrears



75%

Three quarters made an arrears payment

Baltimore County

Effects of Earnings on NCP Payment Compliance

Full-Time Minimum Wage or Less

\$18,200 or Less

\$6,372

Actual Median Annual Earnings

95%

are men

66%

are African American

37 years

was the average age

51%

received Food Supplement benefits

1 child support case

1 child

20% were associated with a TCA case

\$4,118 was due in one year (average)

52%

Percent of current support collected

92%

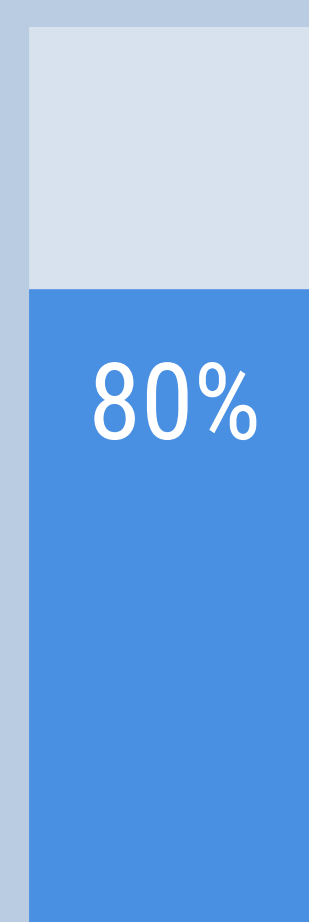
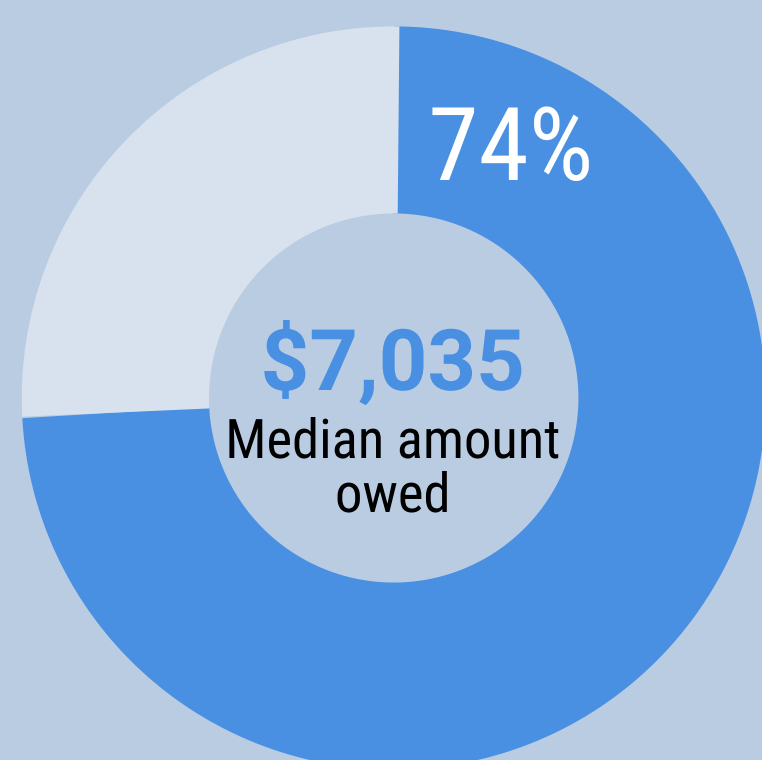
Percent of NCPs with a payment

NCPs were ordered to pay **three fifths** of their earnings to current support



They paid **one third** of their earnings to current support

Three quarters of NCPs owed arrears



Four in five made an arrears payment

Maryland Living Wage or More

\$30,410 or more

\$51,079

Actual Median Annual Earnings

97%

are men

64%

are African American

41 years

was the average age

5%

received Food Supplement benefits

1 child support case

2 children

12% were associated with a TCA case

\$7,130 was due in one year (average)

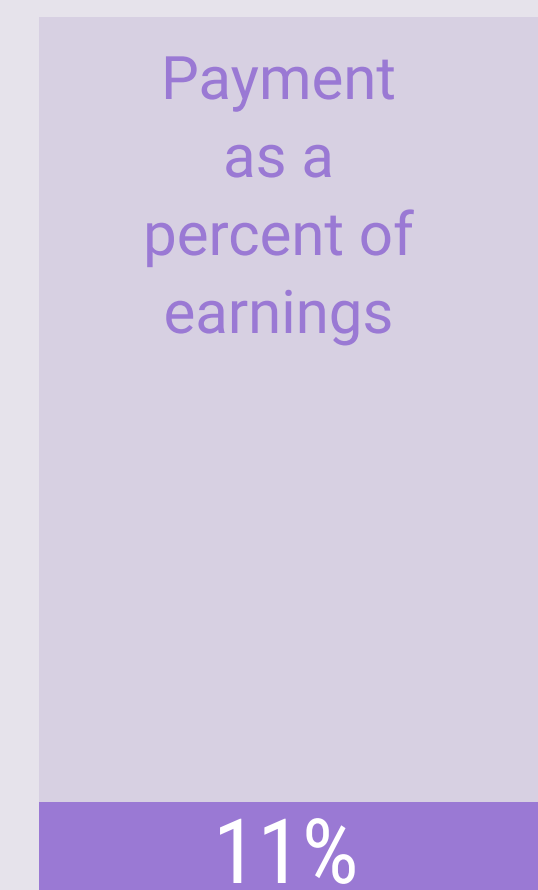
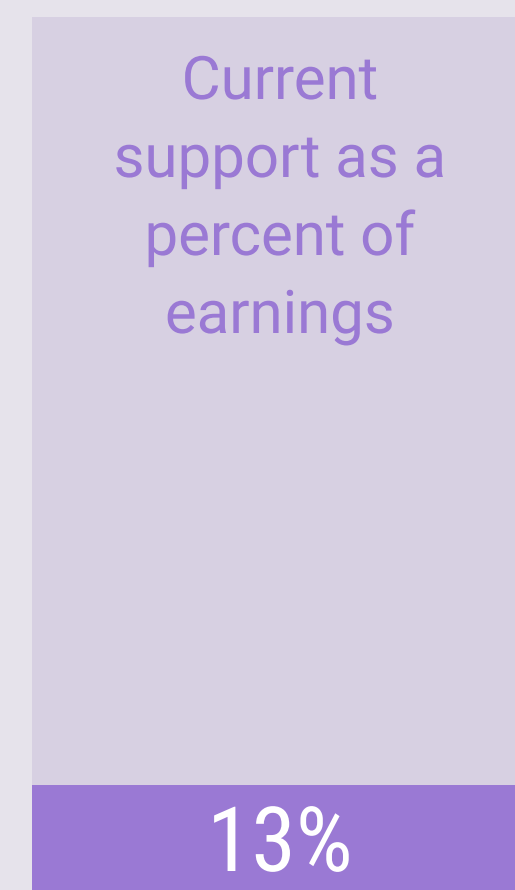
91%

Percent of current support collected

99%

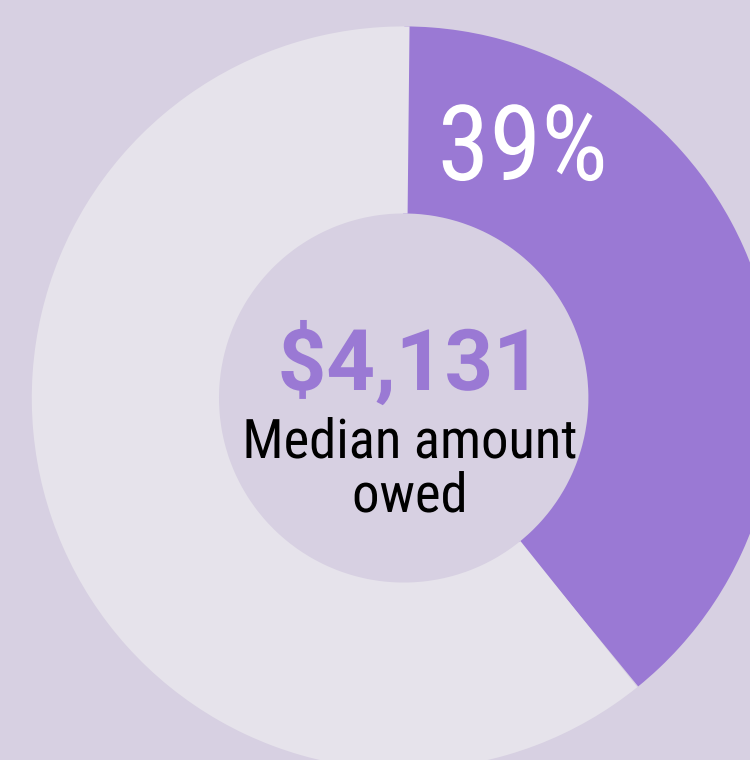
Percent of NCPs with a payment

NCPs were ordered to pay **one tenth** of their earnings to current support



They paid **one tenth** of their earnings to current support

Two in five NCPs owed arrears



Almost all made an arrears payment

Data are based on a sample of 469 noncustodial parents (NCPs) who had an active child support case in July 2017 and were employed in a job covered in Maryland by Unemployment Insurance between July 2016 and June 2017.

Full-time minimum wage is based on the prevailing minimum in 2017 (\$8.75 per hour; \$18,200 annually). Maryland living wage is based on market-rate costs of basic necessities (\$30,410 annually) (<http://livingwage.mit.edu/states/24>).

Calvert County

2017 Snapshot of Noncustodial Parents

2,121

NCPs with a Case

1%

of the July 2017 Caseload

90%

are men

59%

are Caucasian

40 years

was the average age

24%

received Food Supplement benefits

1 child support case

2 children

16% were associated with a TCA case

50% of NCPs were employed

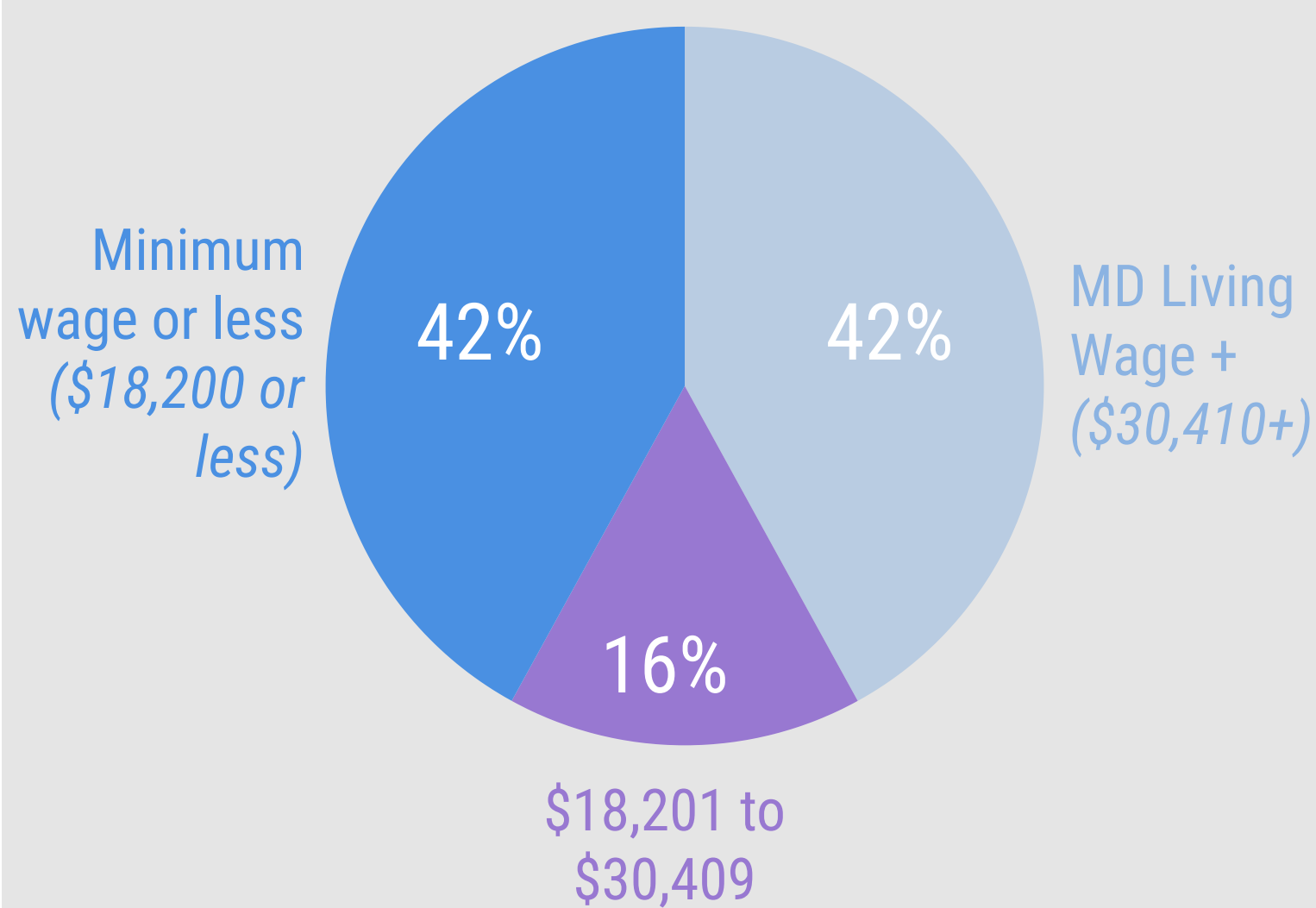
and earned a median of

\$22,764.¹ Earnings were evenly

split between the full-time

minimum wage and the

Maryland living wage.²



83% of NCPs had a current support order, owing an average of **\$6,180** in one year

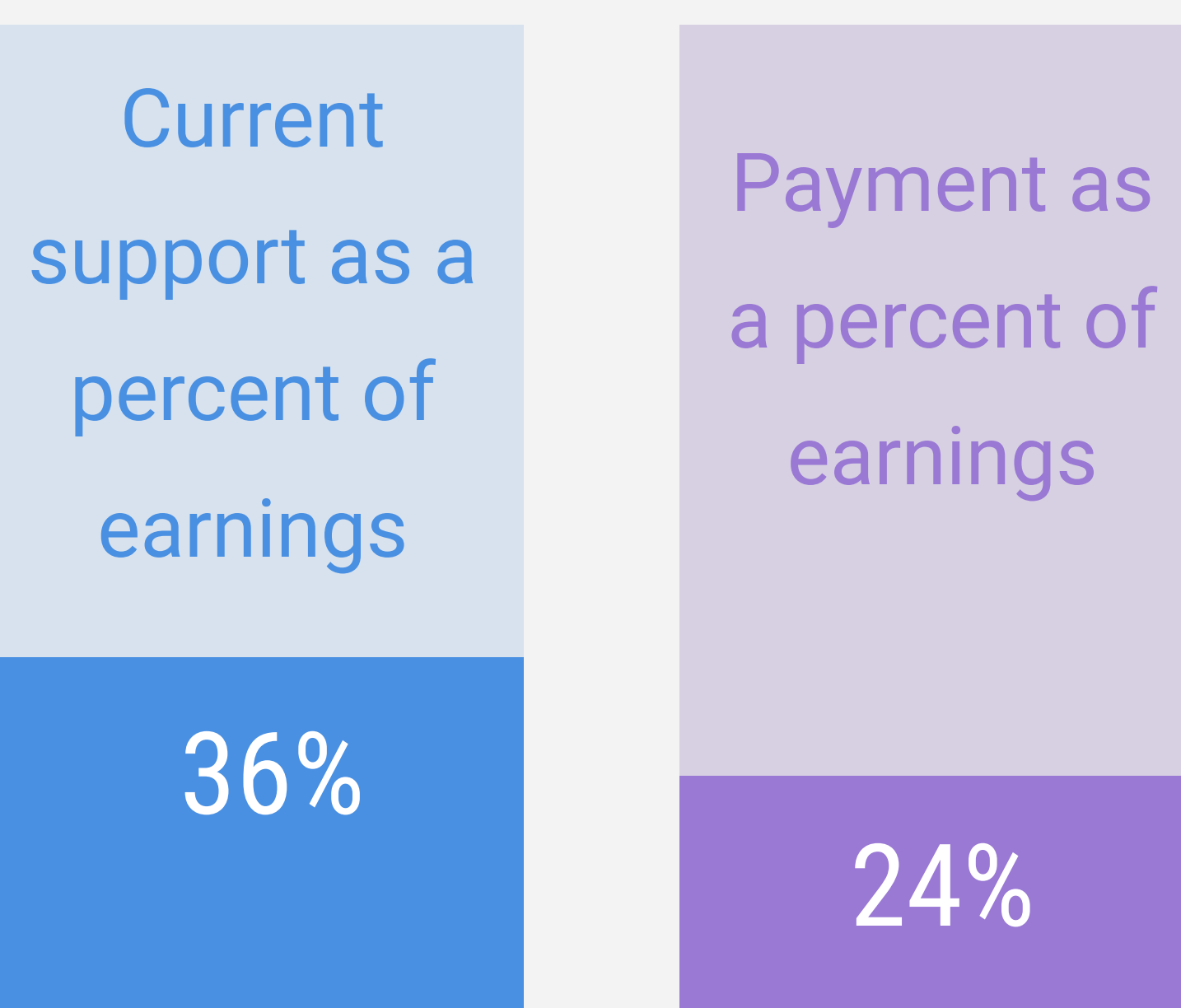
76%

Percent of current support collected

94%

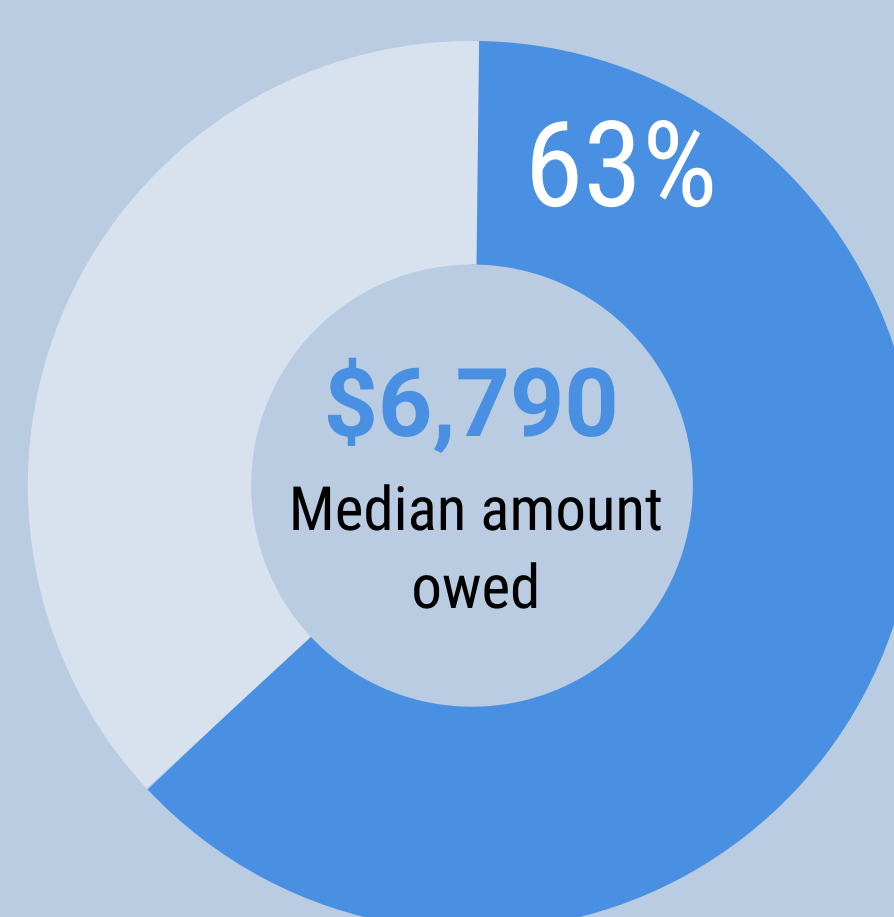
Percent of NCPs with a payment

NCPs were ordered to pay **one third** of their earnings to current support



They paid **one quarter** of their earnings to current support

Two in three NCPs owed arrears



83%

Four in five made an arrears payment

Calvert County

Effects of Earnings on NCP Payment Compliance

Full-Time Minimum Wage or Less

\$18,200 or Less

\$7,627

Actual Median Annual Earnings

87%

are men

54%

are African American

37 years

was the average age

46%

received Food Supplement benefits

1 child support case

2 children

26% were associated with a TCA case

\$4,740 was due in one year (average)

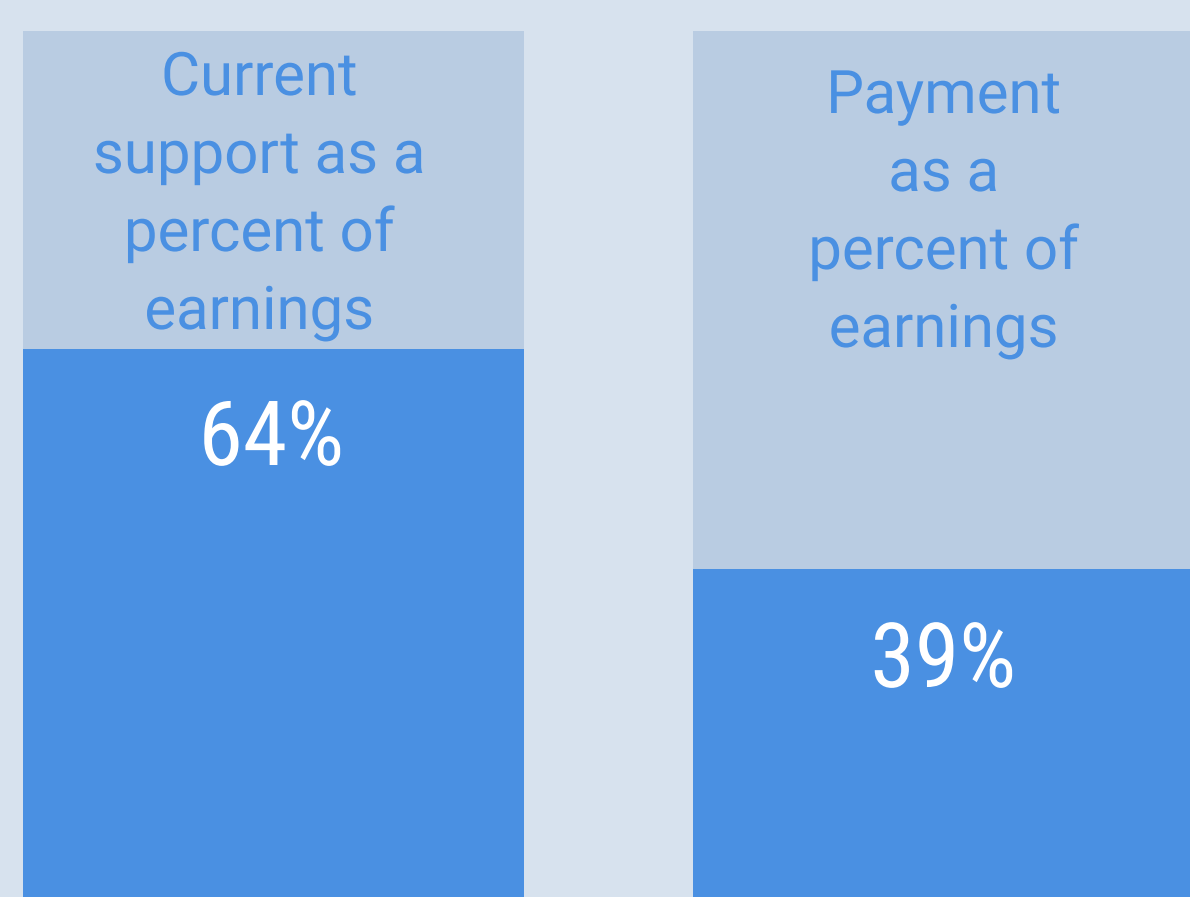
52%

Percent of current support collected

98%

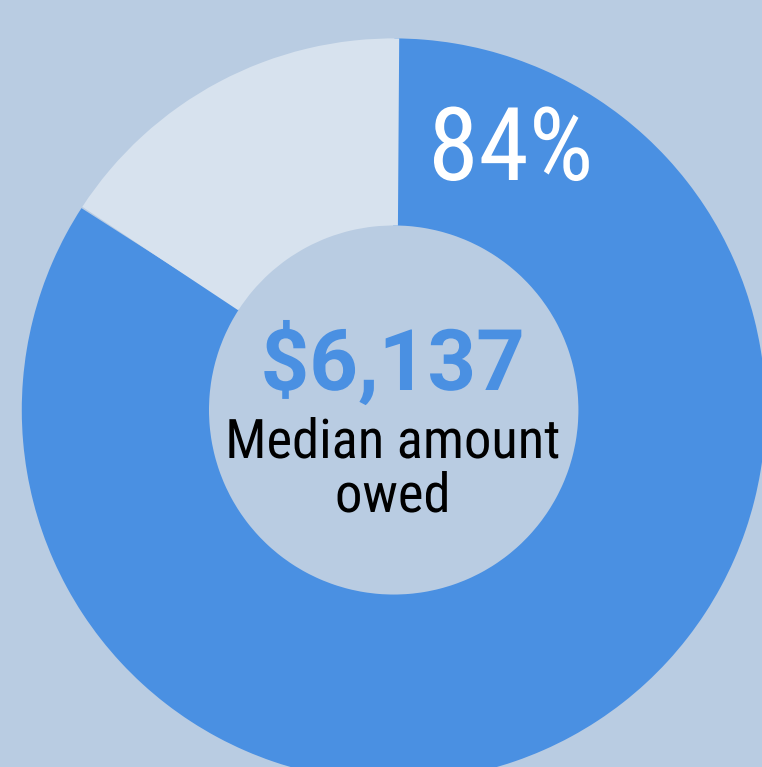
Percent of NCPs with a payment

NCPs were ordered to pay **two thirds** of their earnings to current support



They paid **two fifths** of their earnings to current support

Over **four in five** NCPs owed arrears



88%

Nine in 10 made an arrears payment

Maryland Living Wage or More

\$30,410 or more

\$59,730

Actual Median Annual Earnings

97%

are men

70%

are Caucasian

40 years

was the average age

6%

received Food Supplement benefits

1 child support case

2 children

5% were associated with a TCA case

\$8,342 was due in one year (average)

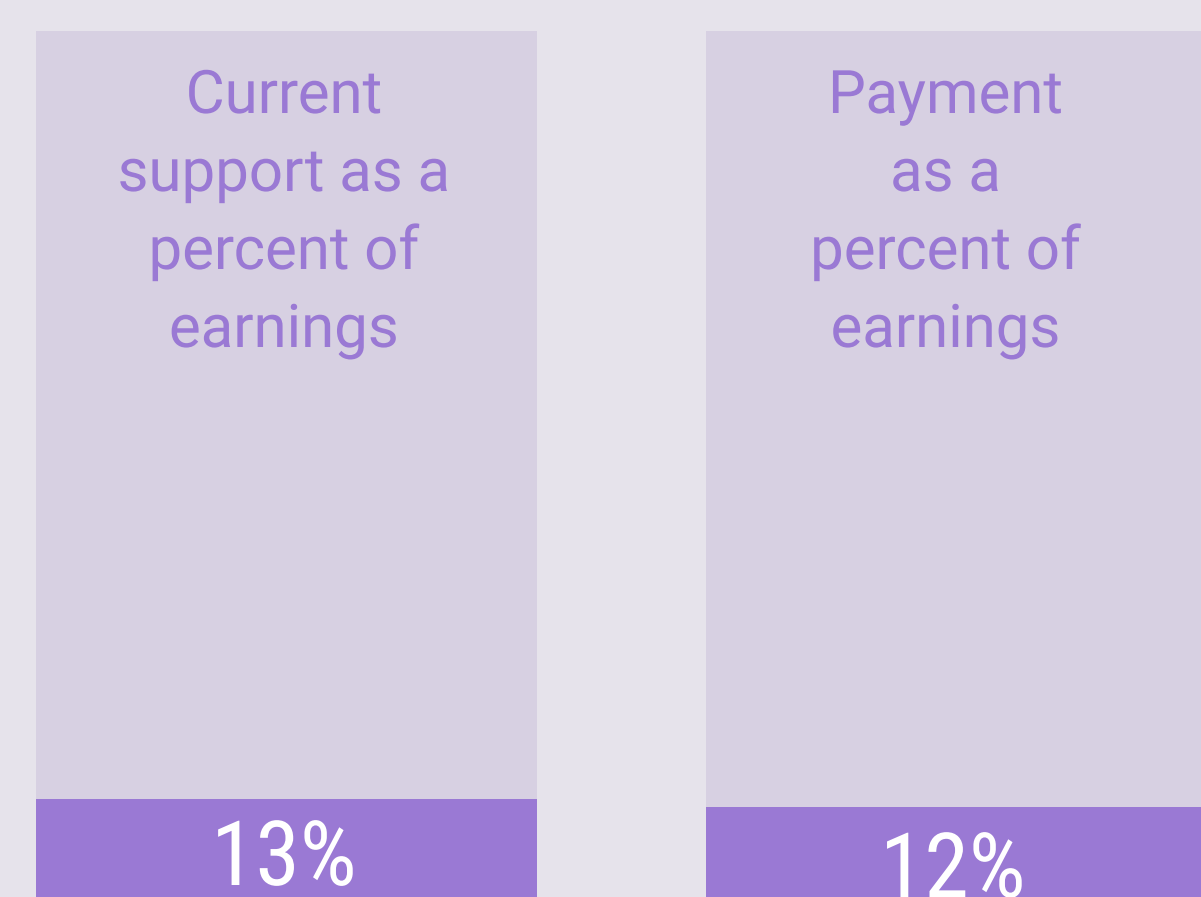
92%

Percent of current support collected

100%

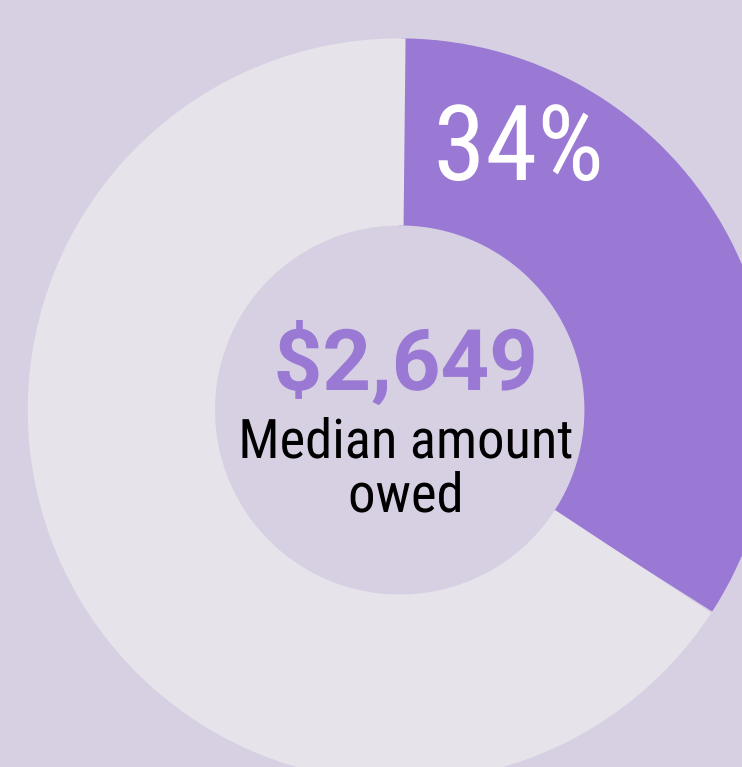
Percent of NCPs with a payment

NCPs were ordered to pay **one tenth** of their earnings to current support



They paid **one tenth** of their earnings to current support

One in three NCPs owed arrears



92%

Nine in 10 made an arrears payment

Data are based on a sample of 296 noncustodial parents (NCPs) who had an active child support case in July 2017 and were employed in a job covered in Maryland by Unemployment Insurance between July 2016 and June 2017.

Full-time minimum wage is based on the prevailing minimum in 2017 (\$8.75 per hour; \$18,200 annually). Maryland living wage is based on market-rate costs of basic necessities (\$30,410 annually) (<http://livingwage.mit.edu/states/24>).

Caroline County

2017 Snapshot of Noncustodial Parents

1,142

NCPs with a Case

1%

of the July 2017 Caseload

88%

are men

57%

are Caucasian

38 years

was the average age

28%

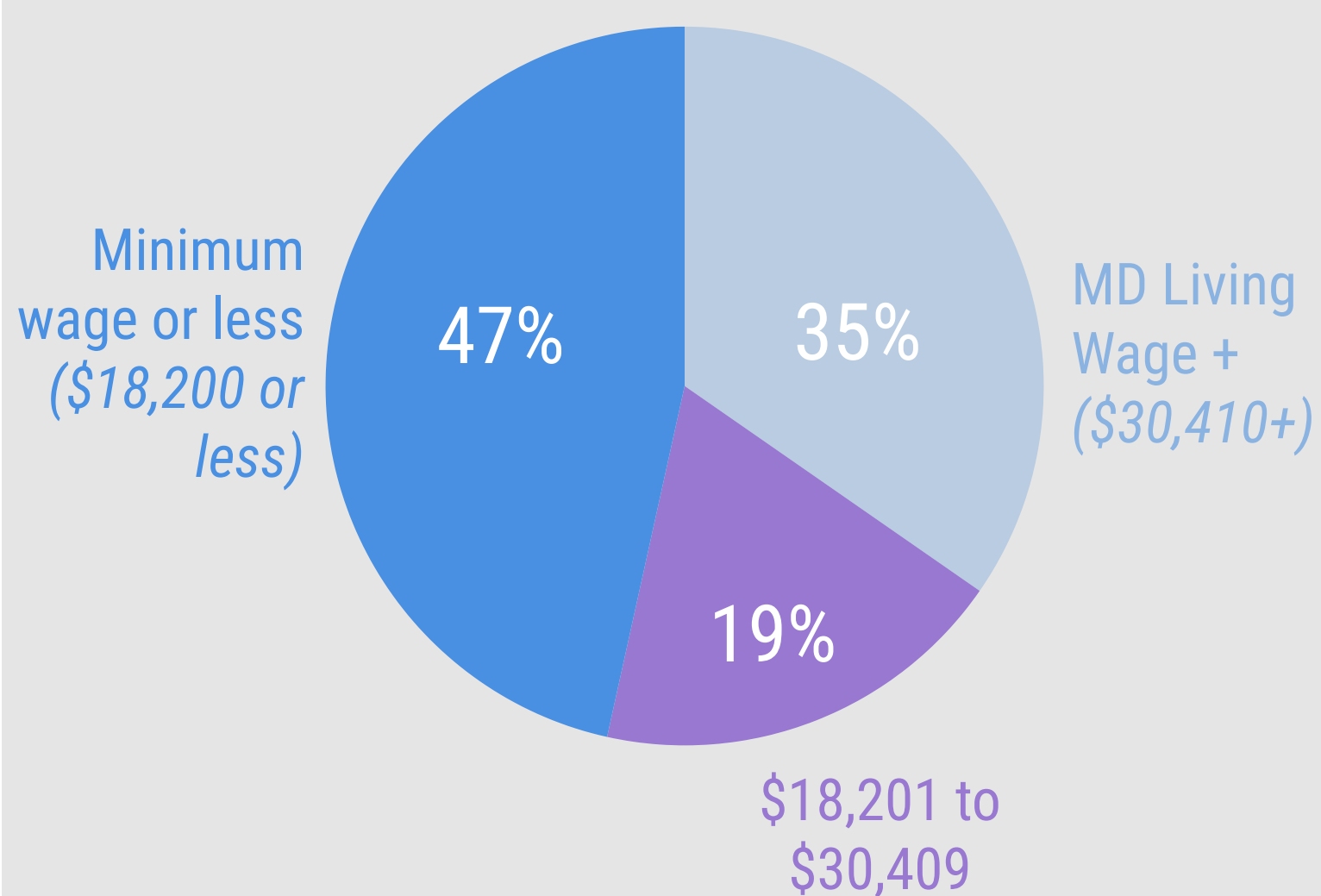
received Food Supplement benefits

1 child support case

1 child

21% were associated with a TCA case

56% of NCPs were employed and earned a median of **\$19,616**.¹ Half earned the full-time minimum wage, while one third earned the Maryland living wage.²



83% of NCPs had a current support order, owing an average of **\$4,267** in one year

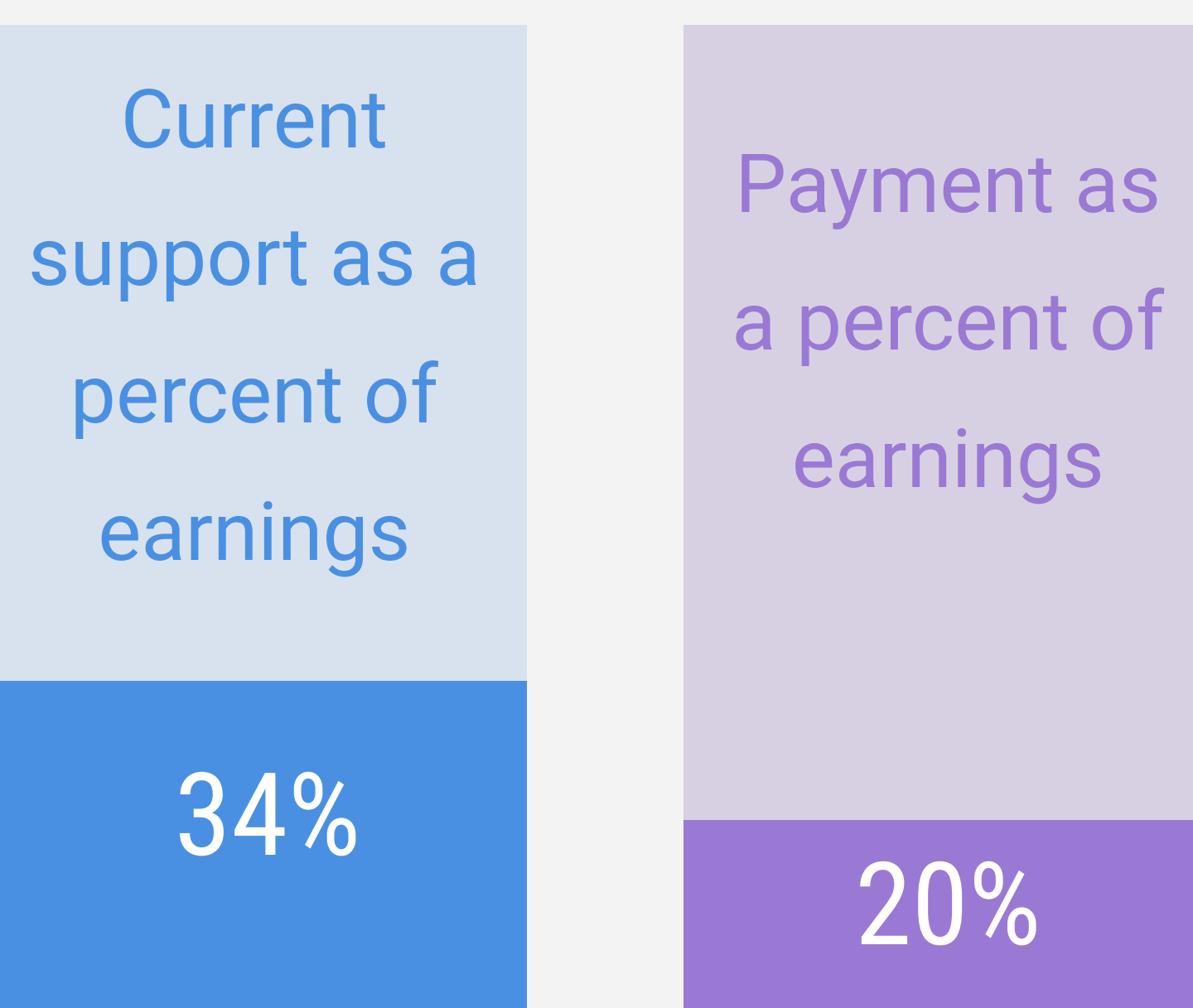
70%

Percent of current support collected

90%

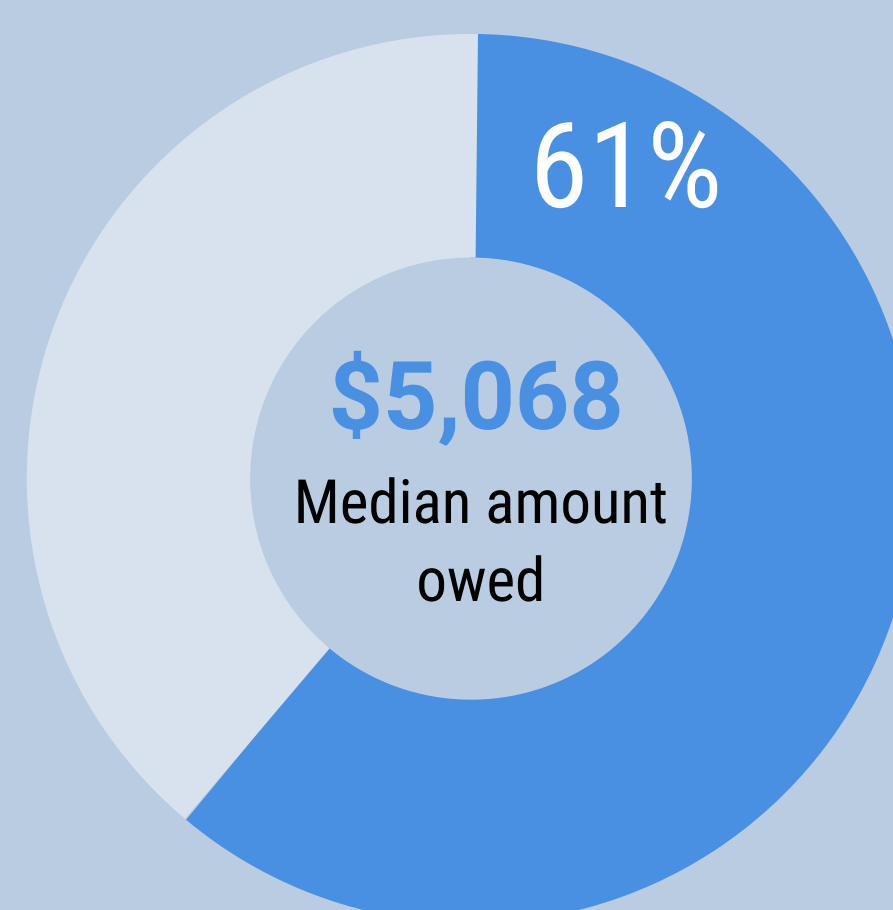
Percent of NCPs with a payment

NCPs were ordered to pay **one third** of their earnings to current support



They paid **one fifth** of their earnings to current support

Three in five NCPs owed arrears



77%

Three quarters made an arrears payment

Caroline County

Effects of Earnings on NCP Payment Compliance

Full-Time Minimum Wage or Less

\$18,200 or Less

\$6,060

Actual Median Annual Earnings

84%

are men

51%

are African American

36 years

was the average age

56%

received Food Supplement benefits

1 child support case

1 child

26% were associated with a TCA case

\$3,585 was due in one year (average)

50%

Percent of current support collected

97%

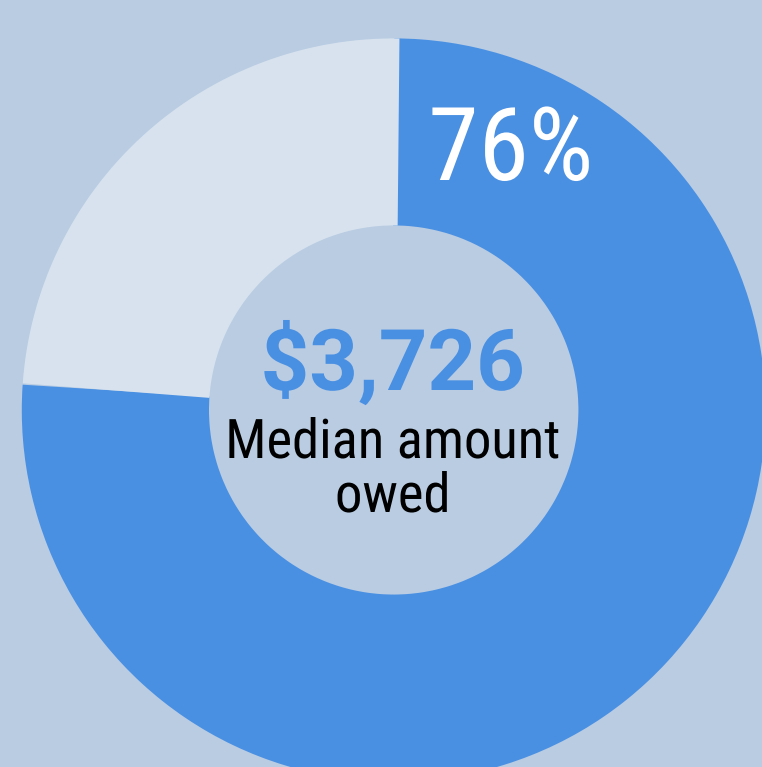
Percent of NCPs with a payment

NCPs were ordered to pay **three fifths** of their earnings to current support



They paid **three tenths** of their earnings to current support

Three quarters of NCPs owed arrears



80%

Four in five made an arrears payment

Maryland Living Wage or More

\$30,410 or more

\$44,178

Actual Median Annual Earnings

92%

are men

73%

are Caucasian

39 years

was the average age

9%

received Food Supplement benefits

1 child support case

2 children

6% were associated with a TCA case

\$5,744 was due in one year (average)

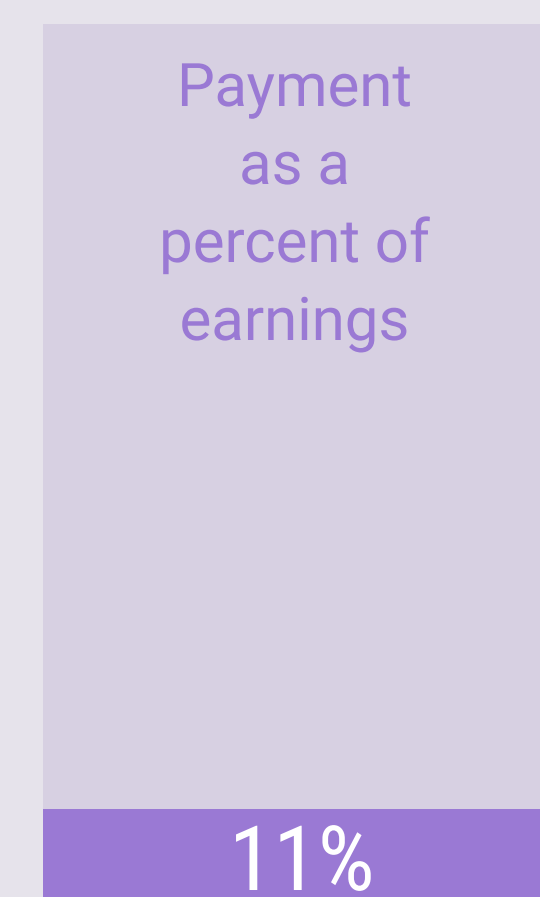
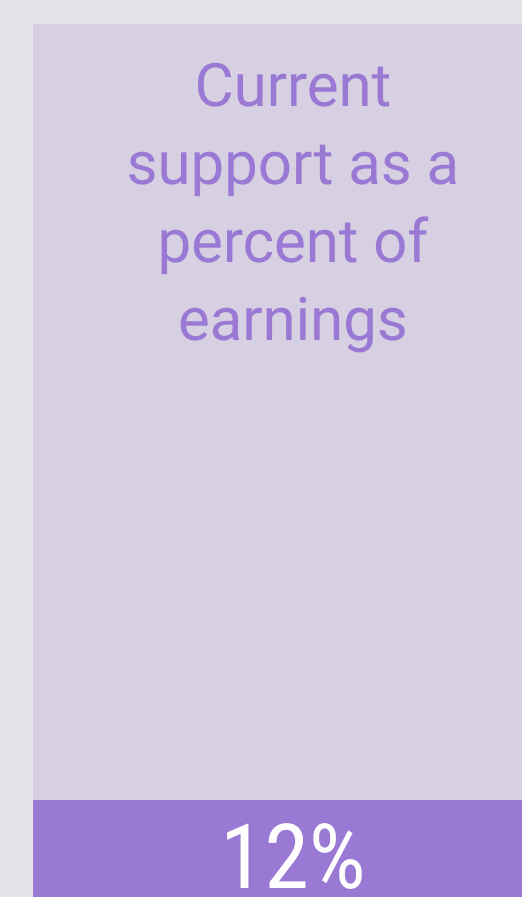
94%

Percent of current support collected

99%

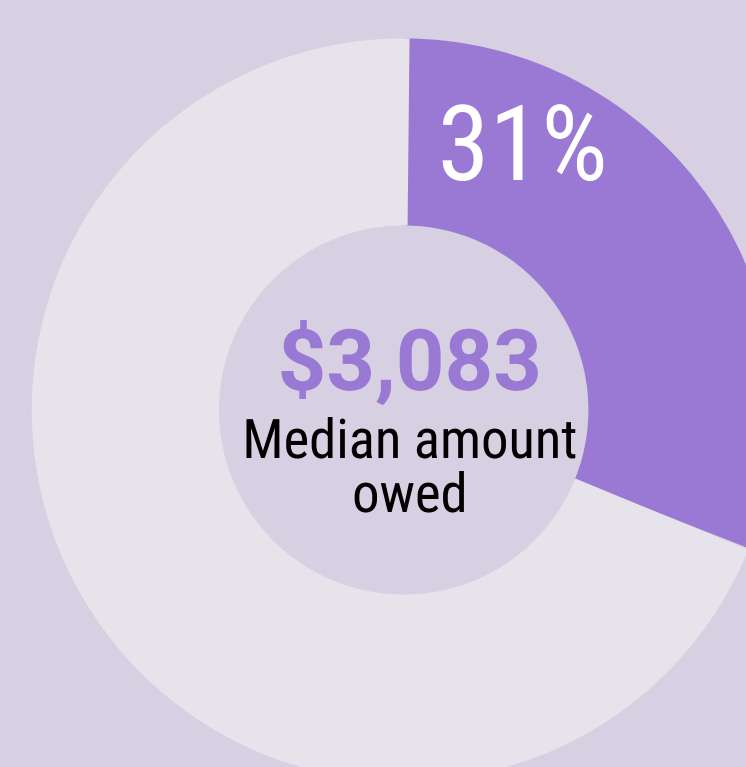
Percent of NCPs with a payment

NCPs were ordered to pay **one tenth** of their earnings to current support



They paid **one tenth** of their earnings to current support

Three in 10 NCPs owed arrears



100%

All made an arrears payment

Data are based on a sample of 251 noncustodial parents (NCPs) who had an active child support case in July 2017 and were employed in a job covered in Maryland by Unemployment Insurance between July 2016 and June 2017.

Full-time minimum wage is based on the prevailing minimum in 2017 (\$8.75 per hour; \$18,200 annually). Maryland living wage is based on market-rate costs of basic necessities (\$30,410 annually) (<http://livingwage.mit.edu/states/24>).

Carroll County

2017 Snapshot of Noncustodial Parents

2,565

NCPs with a Case

2%

of the July 2017 Caseload

87%

are men

80%

are Caucasian

40 years

was the average age

24%

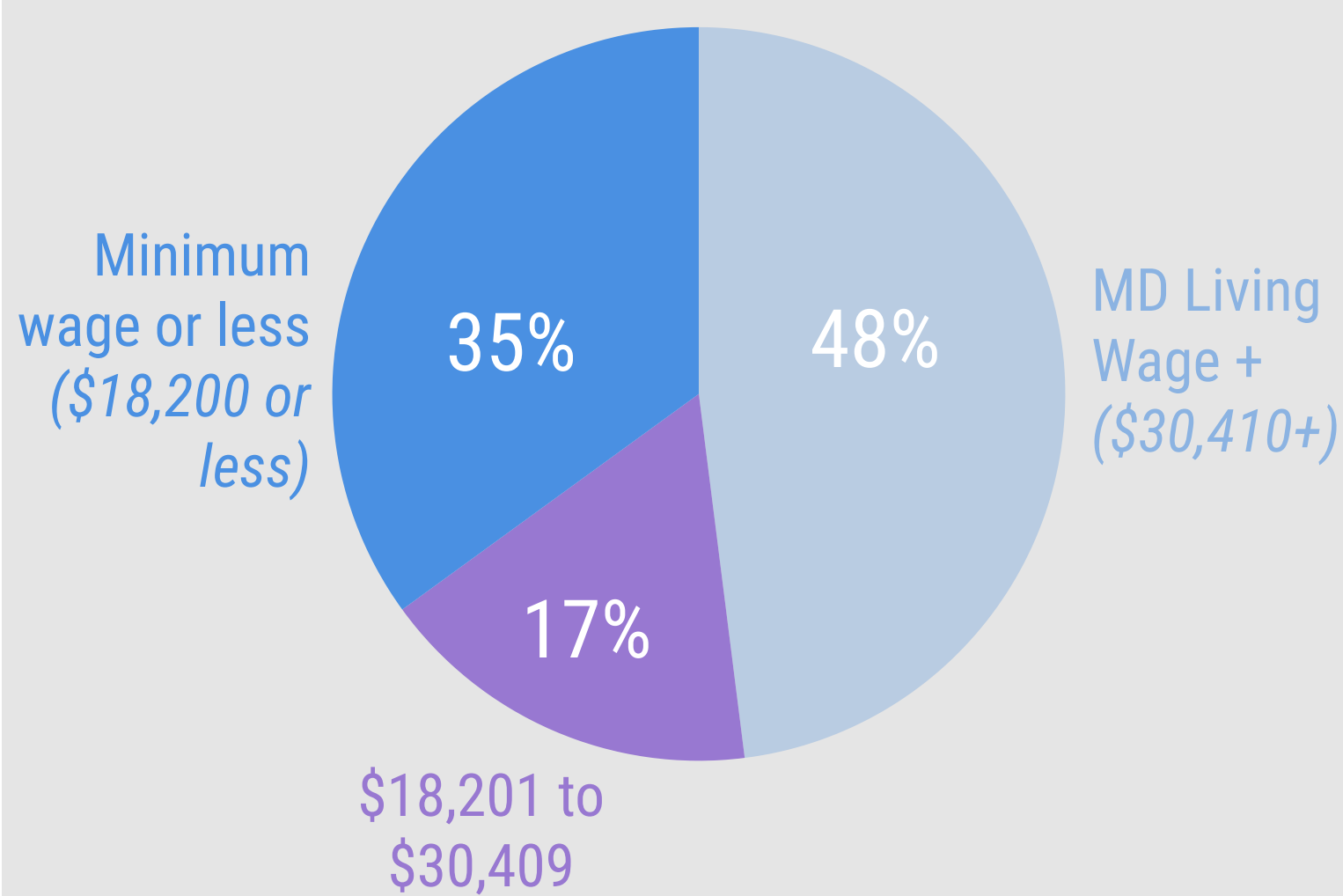
received Food Supplement benefits

1 child support case

1 child

22% were associated with a TCA case

53% of NCPs were employed and earned a median of **\$28,848**.¹ One third earned the full-time minimum wage, while half earned the Maryland living wage.²



77% of NCPs had a current support order, owing an average of **\$5,622** in one year

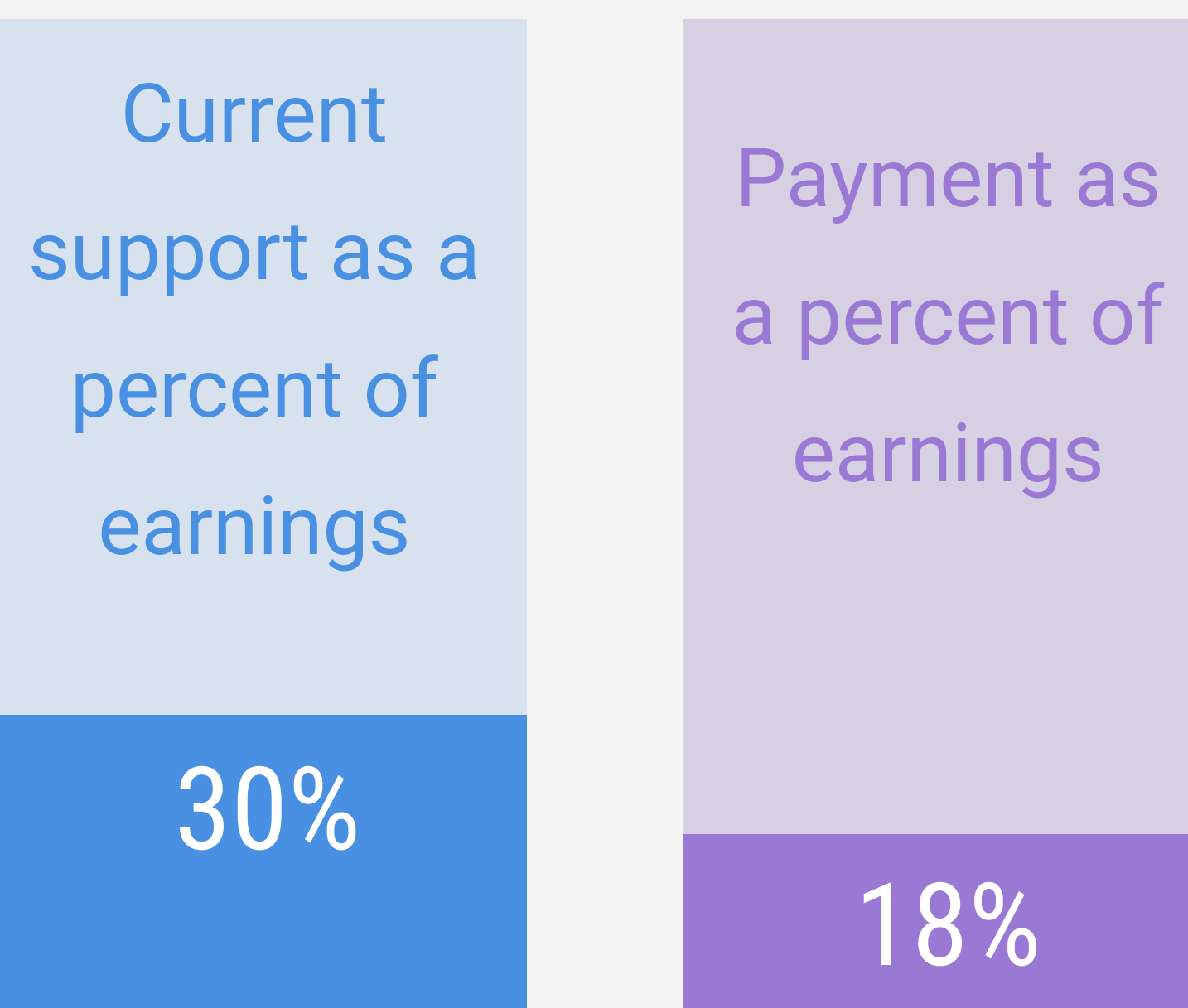
72%

Percent of current support collected

89%

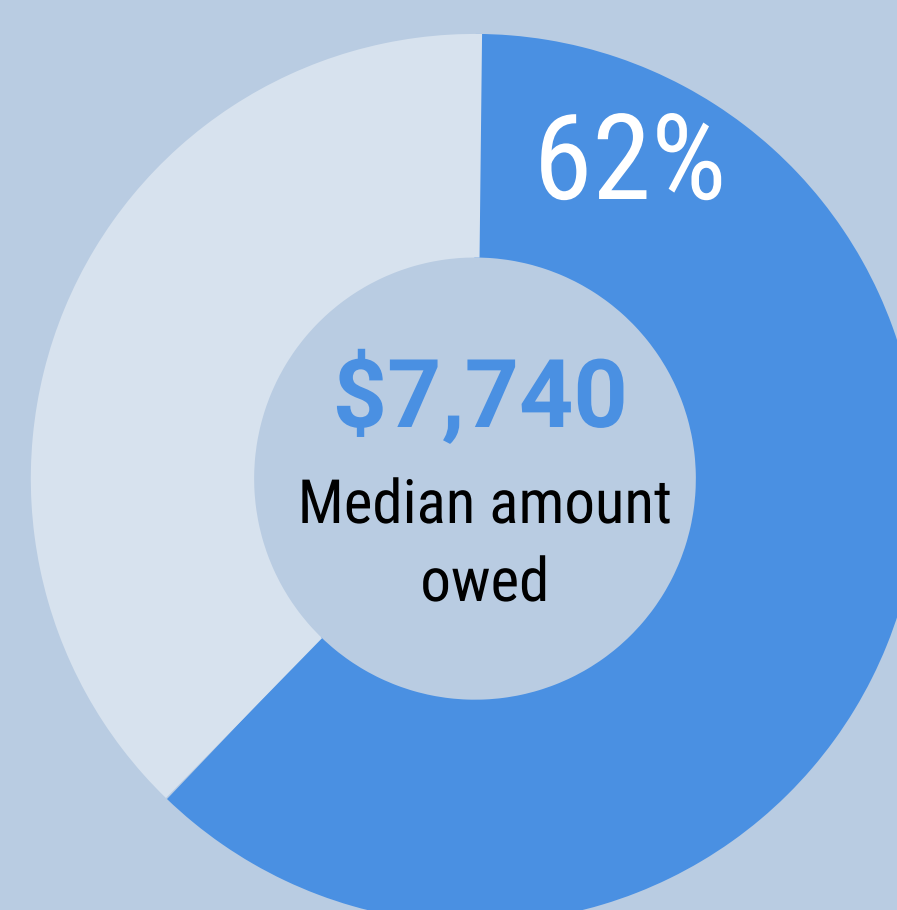
Percent of NCPs with a payment

NCPs were ordered to pay **three tenths** of their earnings to current support



They paid **one fifth** of their earnings to current support

Three fifths of NCPs owed arrears



Three quarters made an arrears payment

73%

Carroll County

Effects of Earnings on NCP Payment Compliance

Full-Time Minimum Wage or Less

\$18,200 or Less

\$5,826

Actual Median Annual Earnings

81%

are men

74%

are Caucasian

37 years

was the average age

47%

received Food Supplement benefits

1 child support case

2 children

33% were associated with a TCA case

\$4,180 was due in one year (average)

43%

Percent of current support collected

92%

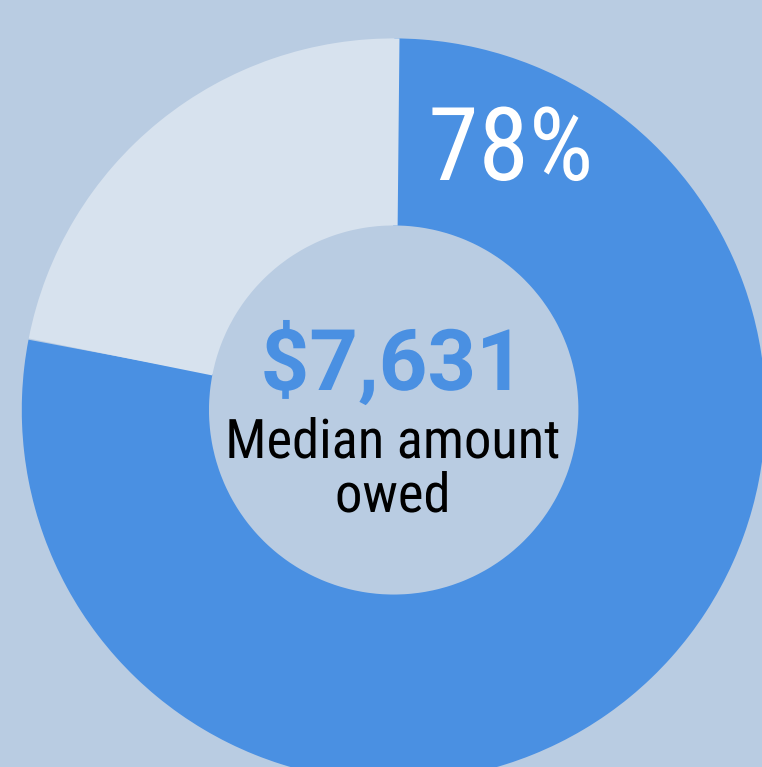
Percent of NCPs with a payment

NCPs were ordered to pay **three fifths** of their earnings to current support



They paid **three tenths** of their earnings to current support

Three quarters of NCPs owed arrears



75%

Three quarters made an arrears payment

Maryland Living Wage or More

\$30,410 or more

\$54,628

Actual Median Annual Earnings

95%

are men

86%

are Caucasian

41 years

was the average age

6%

received Food Supplement benefits

1 child support case

1 child

8% were associated with a TCA case

\$7,178 was due in one year (average)

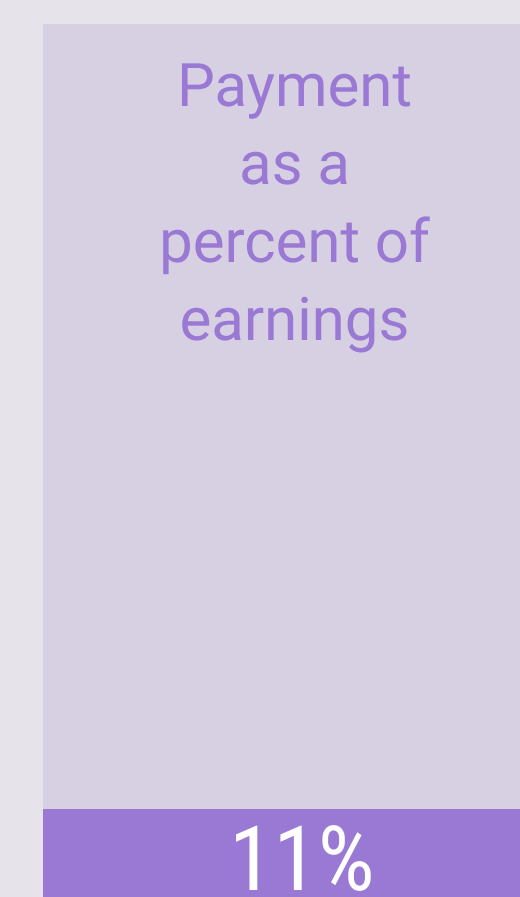
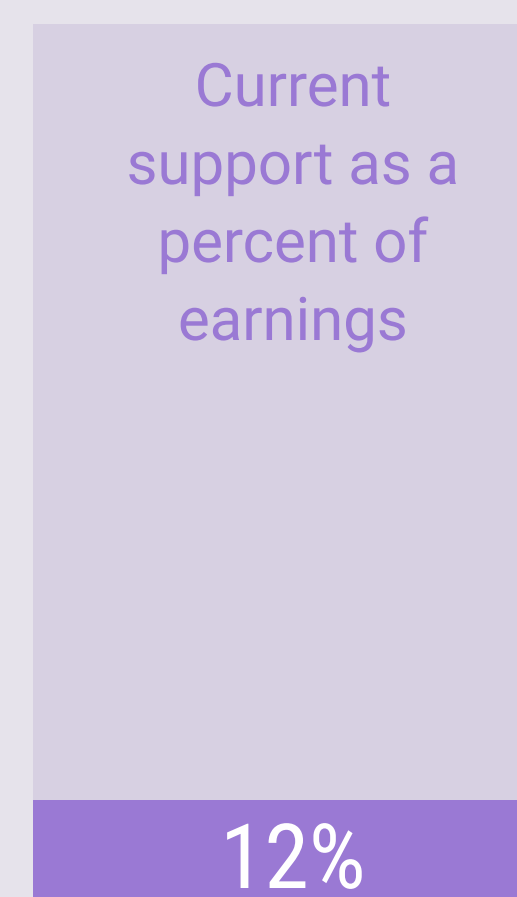
95%

Percent of current support collected

99%

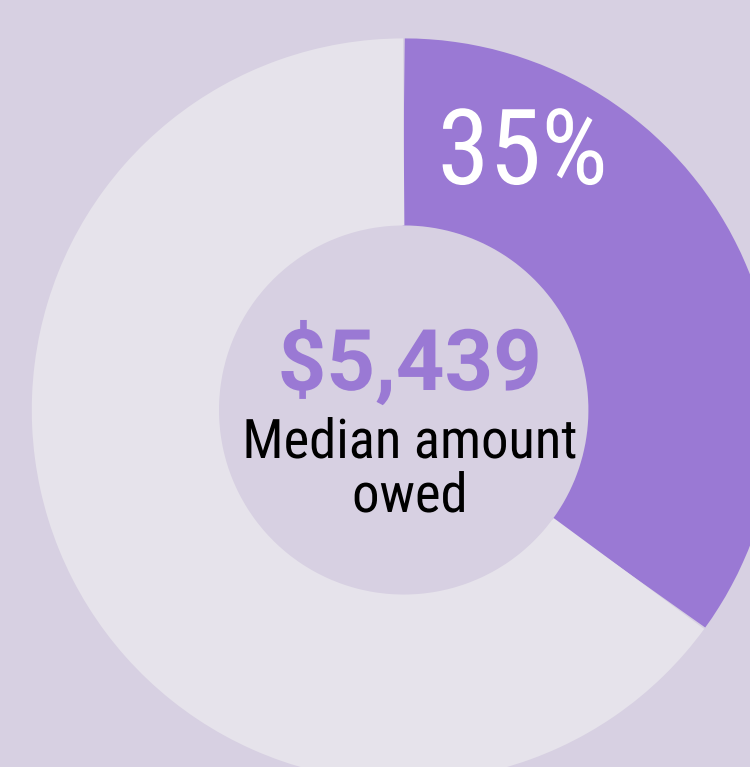
Percent of NCPs with a payment

NCPs were ordered to pay **one tenth** of their earnings to current support



They paid **one tenth** of their earnings to current support

One third of NCPs owed arrears



88%

Nine in 10 made an arrears payment

Data are based on a sample of 329 noncustodial parents (NCPs) who had an active child support case in July 2017 and were employed in a job covered in Maryland by Unemployment Insurance between July 2016 and June 2017.

Full-time minimum wage is based on the prevailing minimum in 2017 (\$8.75 per hour; \$18,200 annually). Maryland living wage is based on market-rate costs of basic necessities (\$30,410 annually) (<http://livingwage.mit.edu/states/24>).

Cecil County

2017 Snapshot of Noncustodial Parents

3,133

NCPs with a Case

2%

of the July 2017 Caseload

85%

are men

75%

are Caucasian

38 years

was the average age

27%

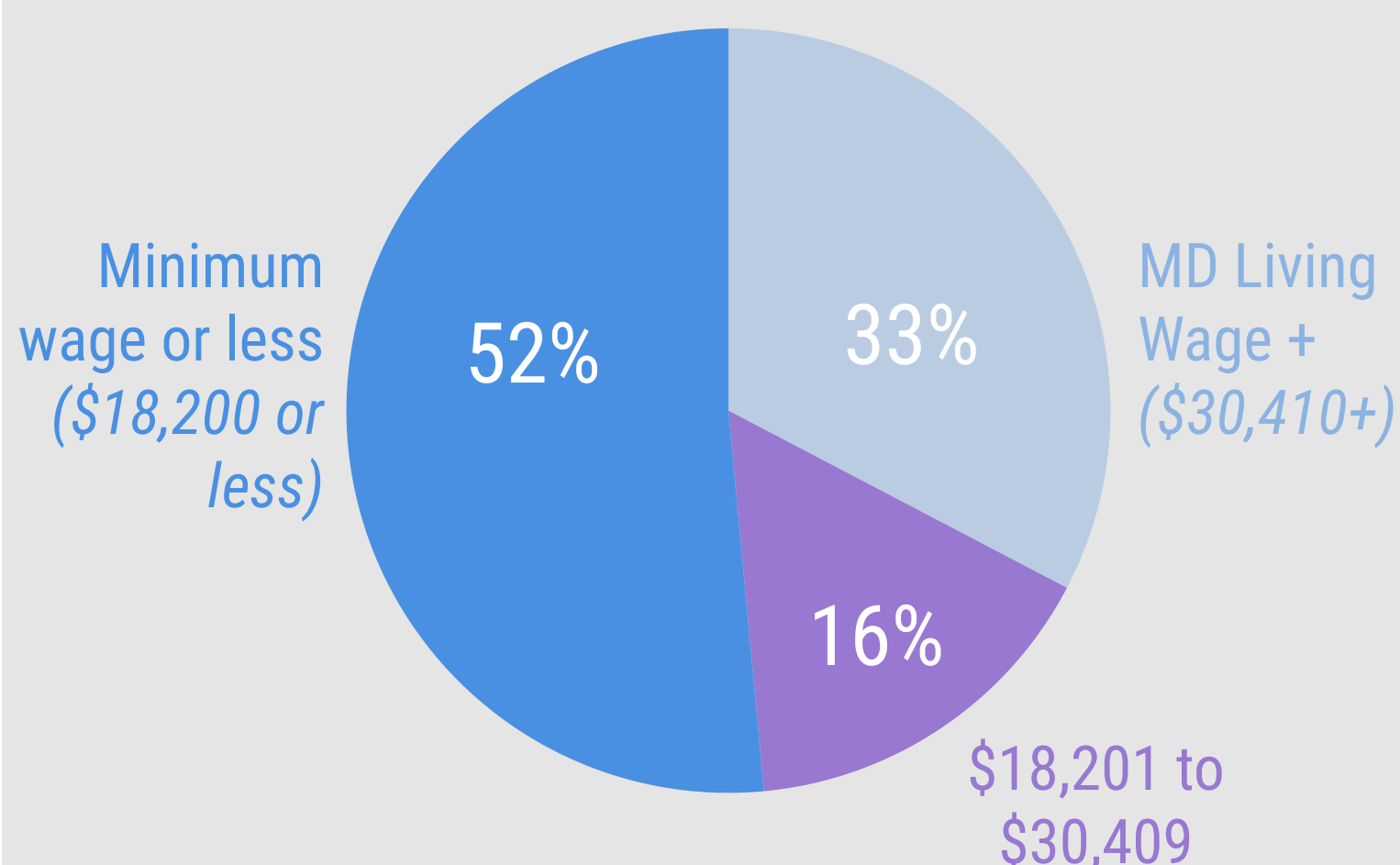
received Food Supplement benefits

1 child support case

2 children

23% were associated with a TCA case

39% of NCPs were employed and earned a median of **\$16,650**.¹ Half earned the full-time minimum wage, while one third earned the Maryland living wage.²



67% of NCPs had a current support order, owing an average of **\$5,268** in one year

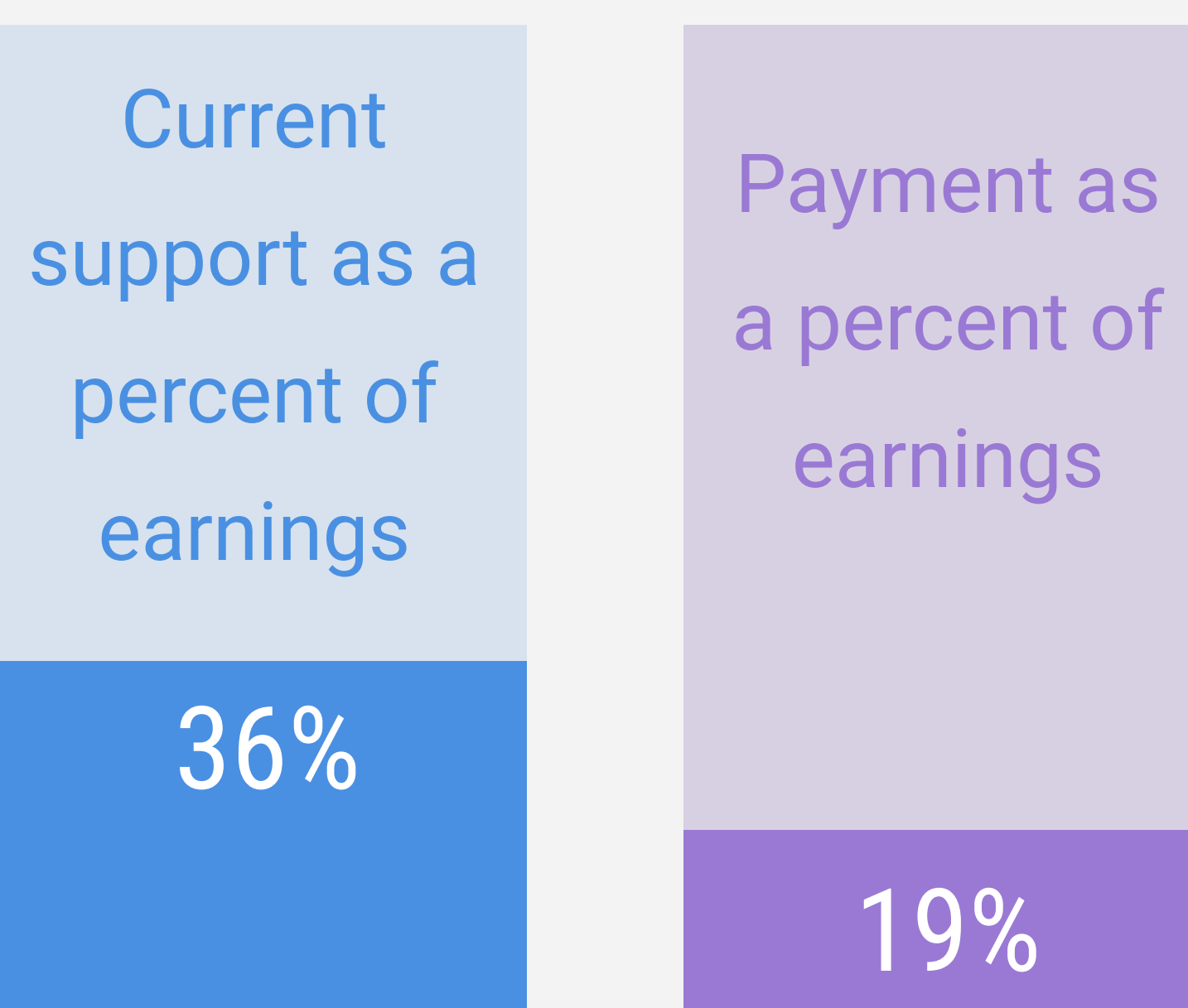
64%

Percent of current support collected

84%

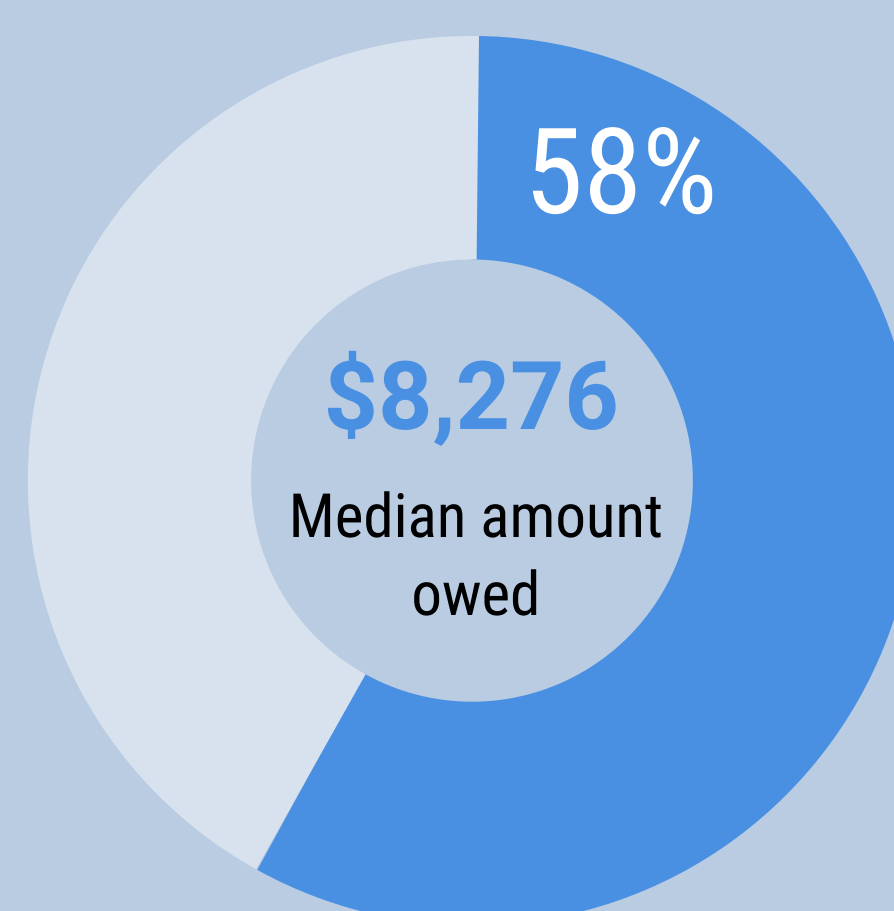
Percent of NCPs with a payment

NCPs were ordered to pay **one third** of their earnings to current support



They paid **one fifth** of their earnings to current support

Three in five NCPs owed arrears



Seven in 10 made an arrears payment

Cecil County

Effects of Earnings on NCP Payment Compliance

Full-Time Minimum Wage or Less

\$18,200 or Less

\$5,547

Actual Median Annual Earnings

81%

are men

80%

are Caucasian

35 years

was the average age

60%

received Food Supplement benefits

1 child support case

2 children

29% were associated with a TCA case

\$4,043 was due in one year (average)

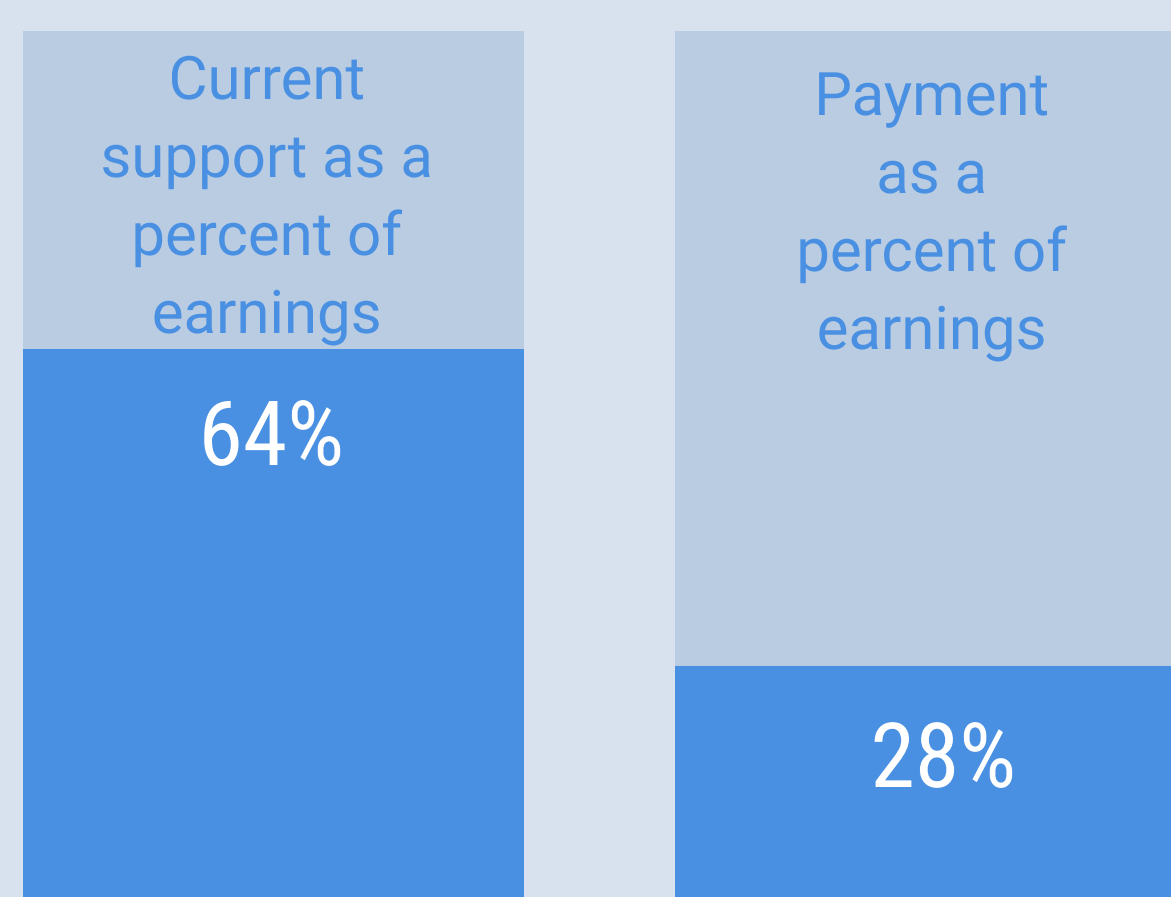
41%

Percent of current support collected

83%

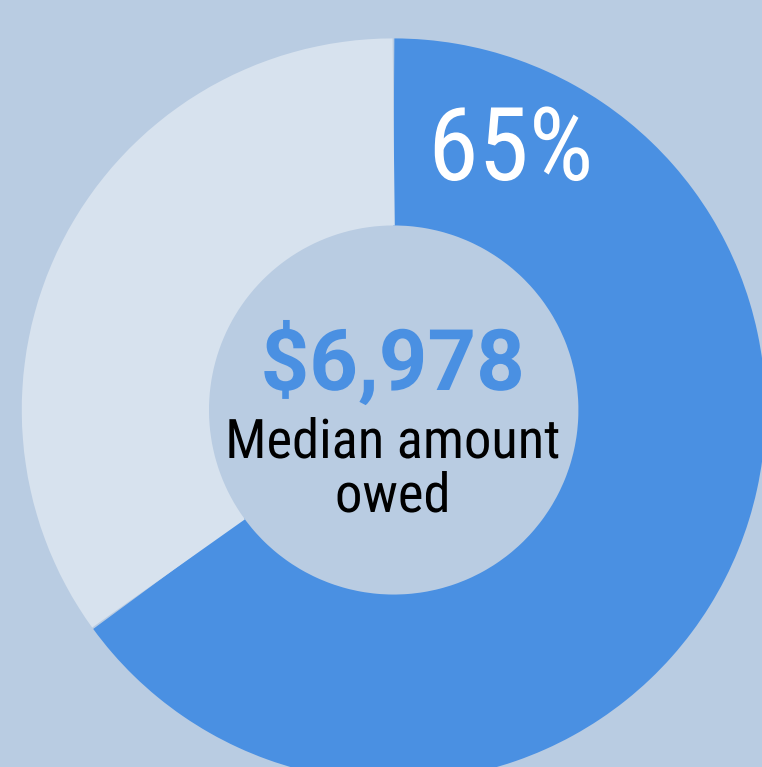
Percent of NCPs with a payment

NCPs were ordered to pay **two thirds** of their earnings to current support



They paid **three tenths** of their earnings to current support

Two thirds of NCPs owed arrears



70%

Seven in 10 made an arrears payment

Maryland Living Wage or More

\$30,410 or more

\$47,522

Actual Median Annual Earnings

96%

are men

75%

are Caucasian

40 years

was the average age

7%

received Food Supplement benefits

1 child support case

2 children

12% were associated with a TCA case

\$8,062 was due in one year (average)

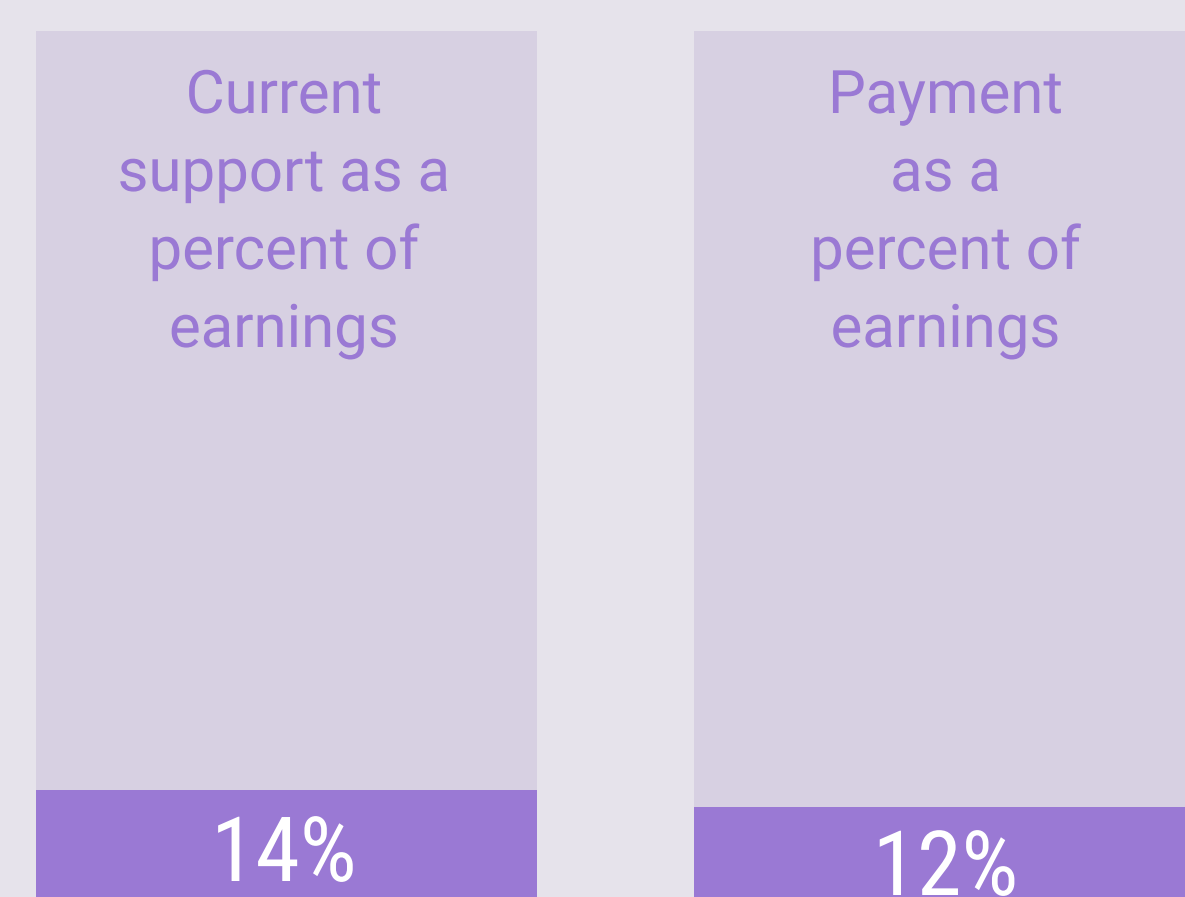
86%

Percent of current support collected

98%

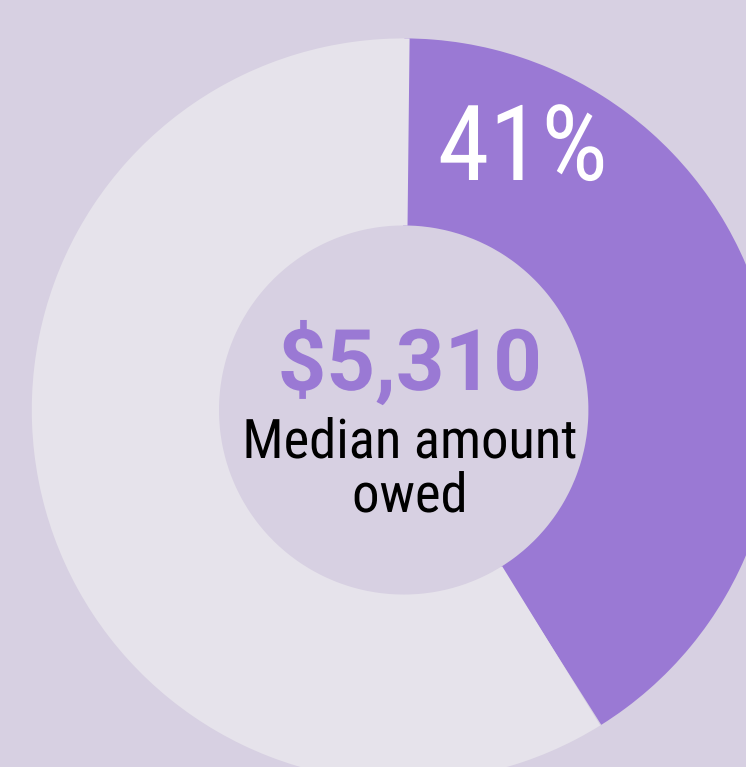
Percent of NCPs with a payment

NCPs were ordered to pay over **one tenth** of their earnings to current support



They paid **one tenth** of their earnings to current support

Two in five NCPs owed arrears



88%

Nine in 10 made an arrears payment

Data are based on a sample of 259 noncustodial parents (NCPs) who had an active child support case in July 2017 and were employed in a job covered in Maryland by Unemployment Insurance between July 2016 and June 2017.

Full-time minimum wage is based on the prevailing minimum in 2017 (\$8.75 per hour; \$18,200 annually). Maryland living wage is based on market-rate costs of basic necessities (\$30,410 annually) (<http://livingwage.mit.edu/states/24>).

Charles County

2017 Snapshot of Noncustodial Parents

5,727

NCPs with a Case

3%

of the July 2017 Caseload

90%

are men

71%

are African American

40 years

was the average age

19%

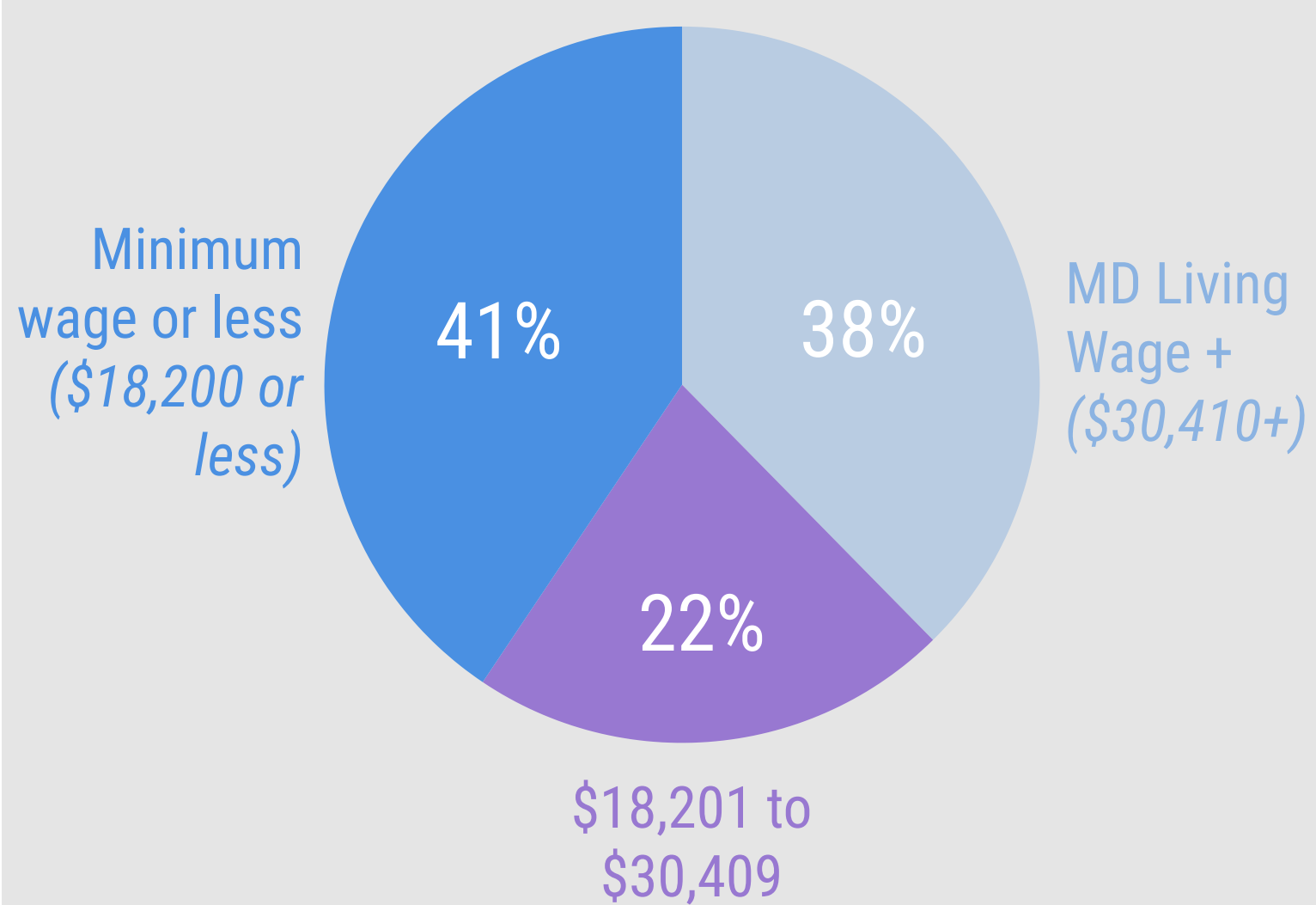
received Food Supplement benefits

1 child support case

2 children

16% were associated with a TCA case

42% of NCPs were employed and earned a median of **\$22,618**.¹ NCPs' earnings were almost evenly split between the minimum wage and the Maryland living wage.²



65% of NCPs had a current support order, owing an average of **\$6,036** in one year

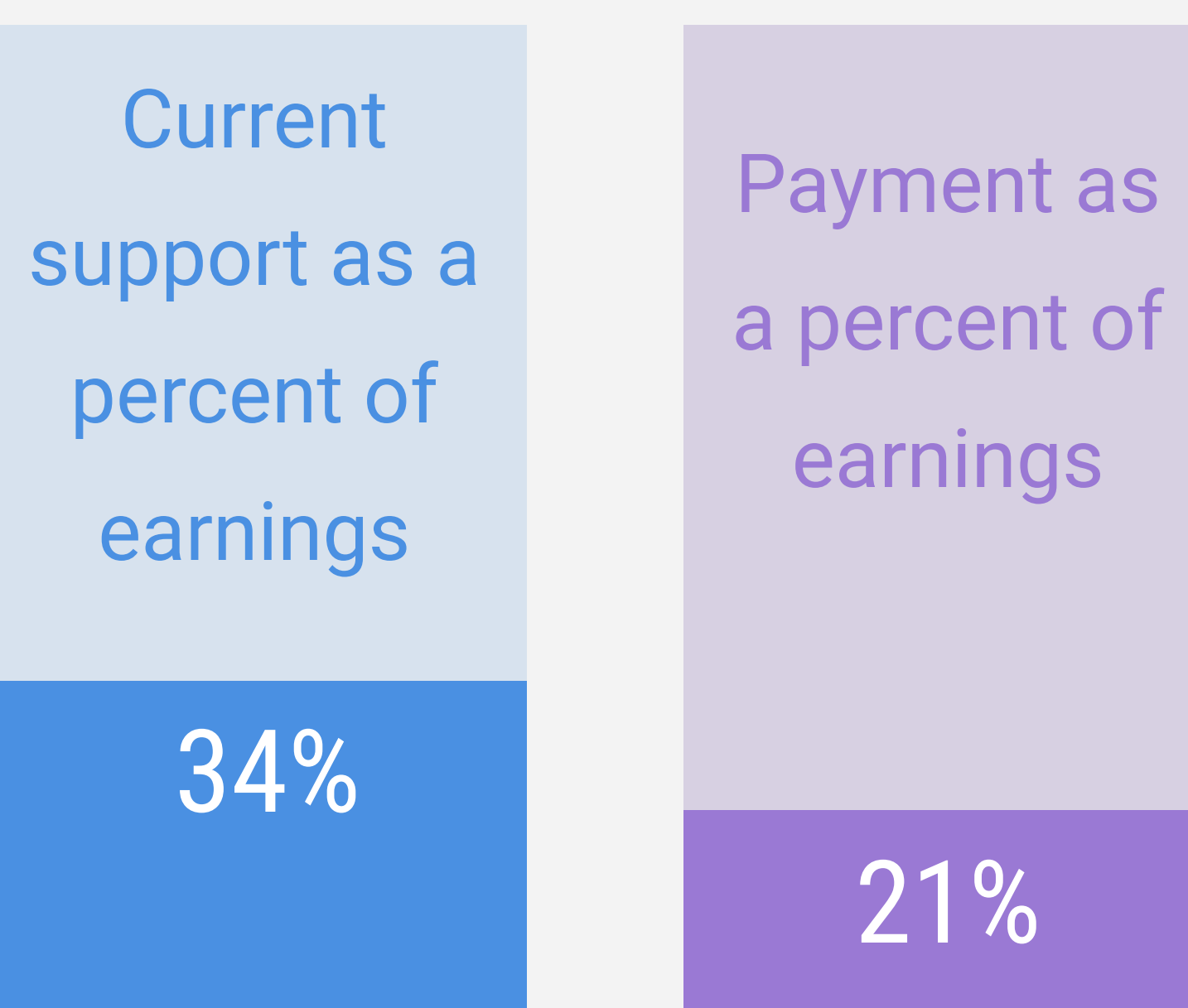
69%

Percent of current support collected

88%

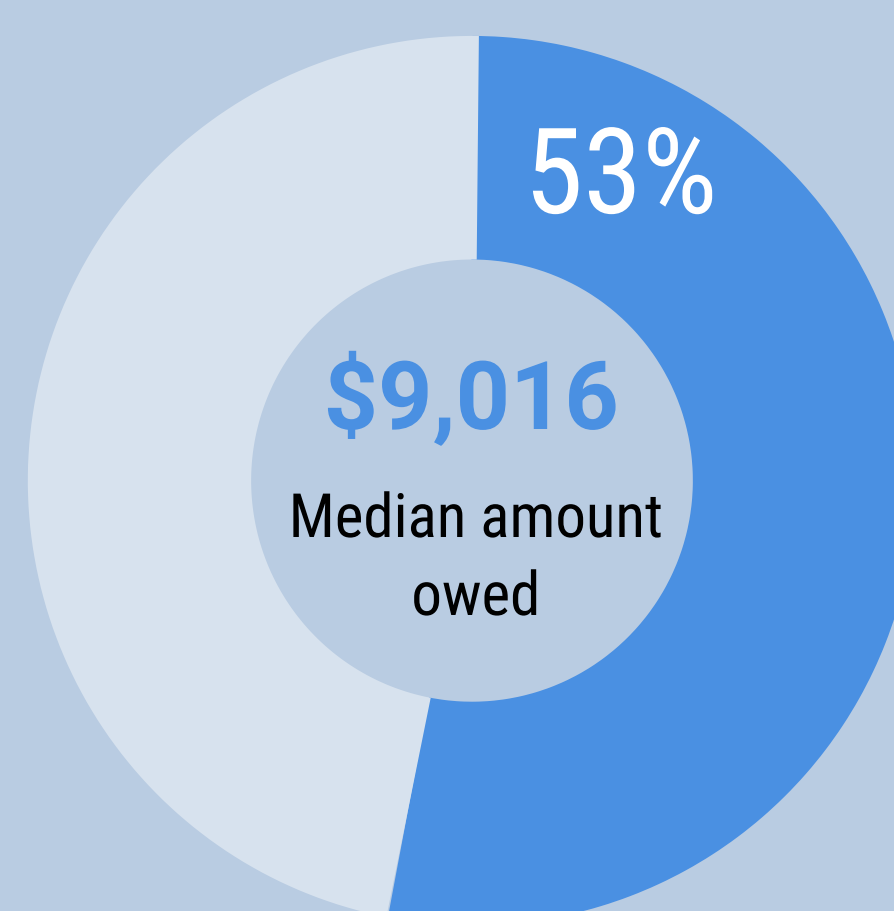
Percent of NCPs with a payment

NCPs were ordered to pay **one third** of their earnings to current support



They paid **one fifth** of their earnings to current support

Half of NCPs owed arrears



74%

Three quarters made an arrears payment

Charles County

Effects of Earnings on NCP Payment Compliance

Full-Time Minimum Wage or Less

\$18,200 or Less

\$5,012

Actual Median Annual Earnings

82%

are men

70%

are African American

35 years

was the average age

40%

received Food Supplement benefits

1 child support case

2 children

23% were associated with a TCA case

\$5,203 was due in one year (average)

44%

Percent of current support collected

87%

Percent of NCPs with a payment

NCPs were ordered to pay **two thirds** of their earnings to current support

Current support as a percent of earnings

66%

Payment as a percent of earnings

37%

They paid over **one third** of their earnings to current support

Two thirds of NCPs owed arrears

65%

\$8,211
Median amount owed

75%

Three quarters made an arrears payment

Maryland Living Wage or More

\$30,410 or more

\$52,127

Actual Median Annual Earnings

94%

are men

69%

are African American

41 years

was the average age

8%

received Food Supplement benefits

1 child support case

2 children

11% were associated with a TCA case

\$6,690 was due in one year (average)

87%

Percent of current support collected

98%

Percent of NCPs with a payment

NCPs were ordered to pay **one tenth** of their earnings to current support

Current support as a percent of earnings

12%

Payment as a percent of earnings

10%

They paid **one tenth** of their earnings to current support

Two in five NCPs owed arrears

38%

\$3,626
Median amount owed

94%

Over **nine in 10** made an arrears payment

Data are based on a sample of 295 noncustodial parents (NCPs) who had an active child support case in July 2017 and were employed in a job covered in Maryland by Unemployment Insurance between July 2016 and June 2017.

Full-time minimum wage is based on the prevailing minimum in 2017 (\$8.75 per hour; \$18,200 annually). Maryland living wage is based on market-rate costs of basic necessities (\$30,410 annually) (<http://livingwage.mit.edu/states/24>).

Dorchester County

2017 Snapshot of Noncustodial Parents

1,707

NCPs with a Case

1%

of the July 2017 Caseload

91%

are men

66%

are African American

40 years

was the average age

37%

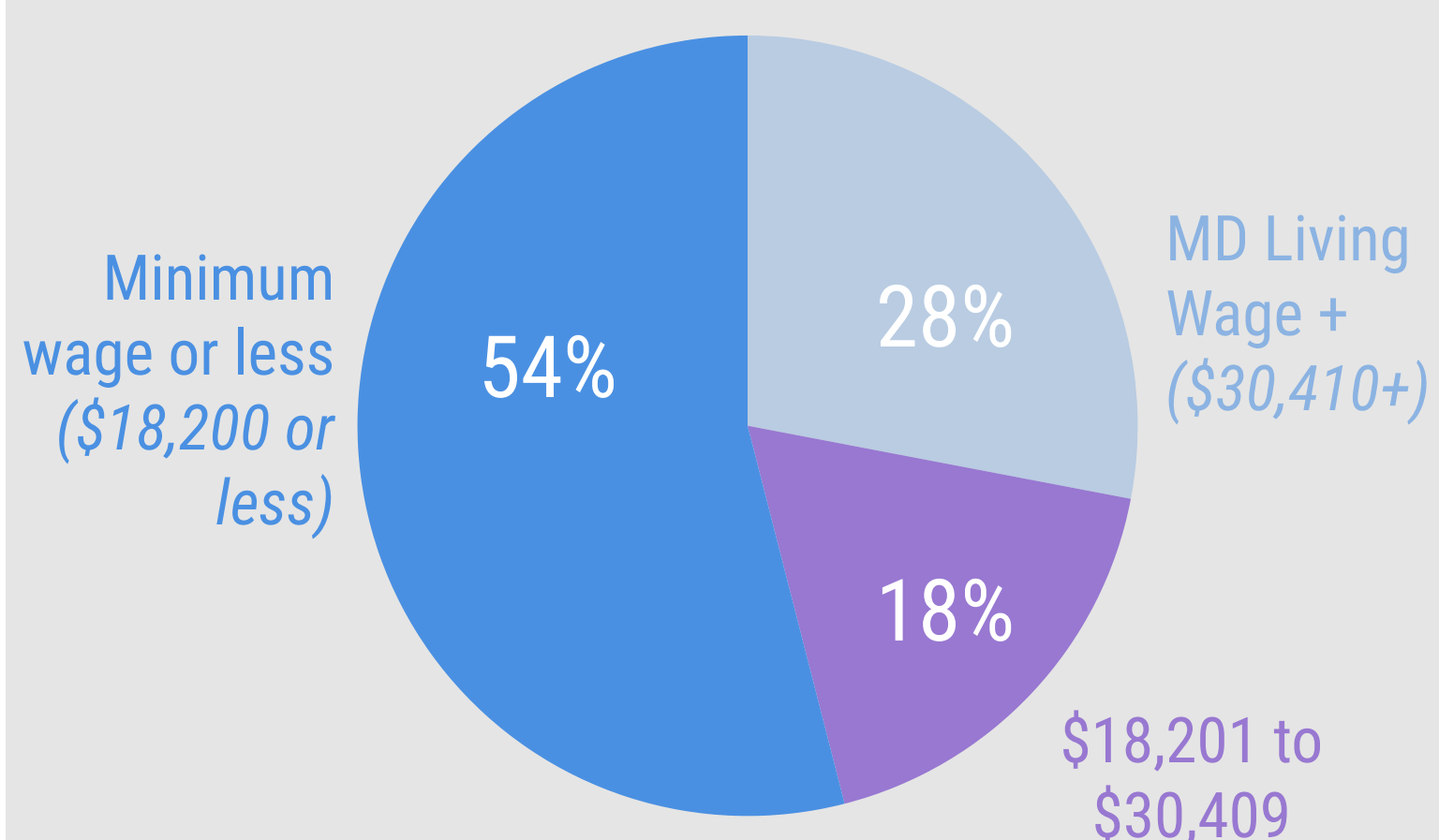
received Food Supplement benefits

1 child support case

1 child

40% were associated with a TCA case

55% of NCPs were employed and earned a median of **\$16,663**.¹ Over half earned the minimum wage, while three in 10 earned the Maryland living wage.²



71% of NCPs had a current support order, owing an average of **\$3,882** in one year

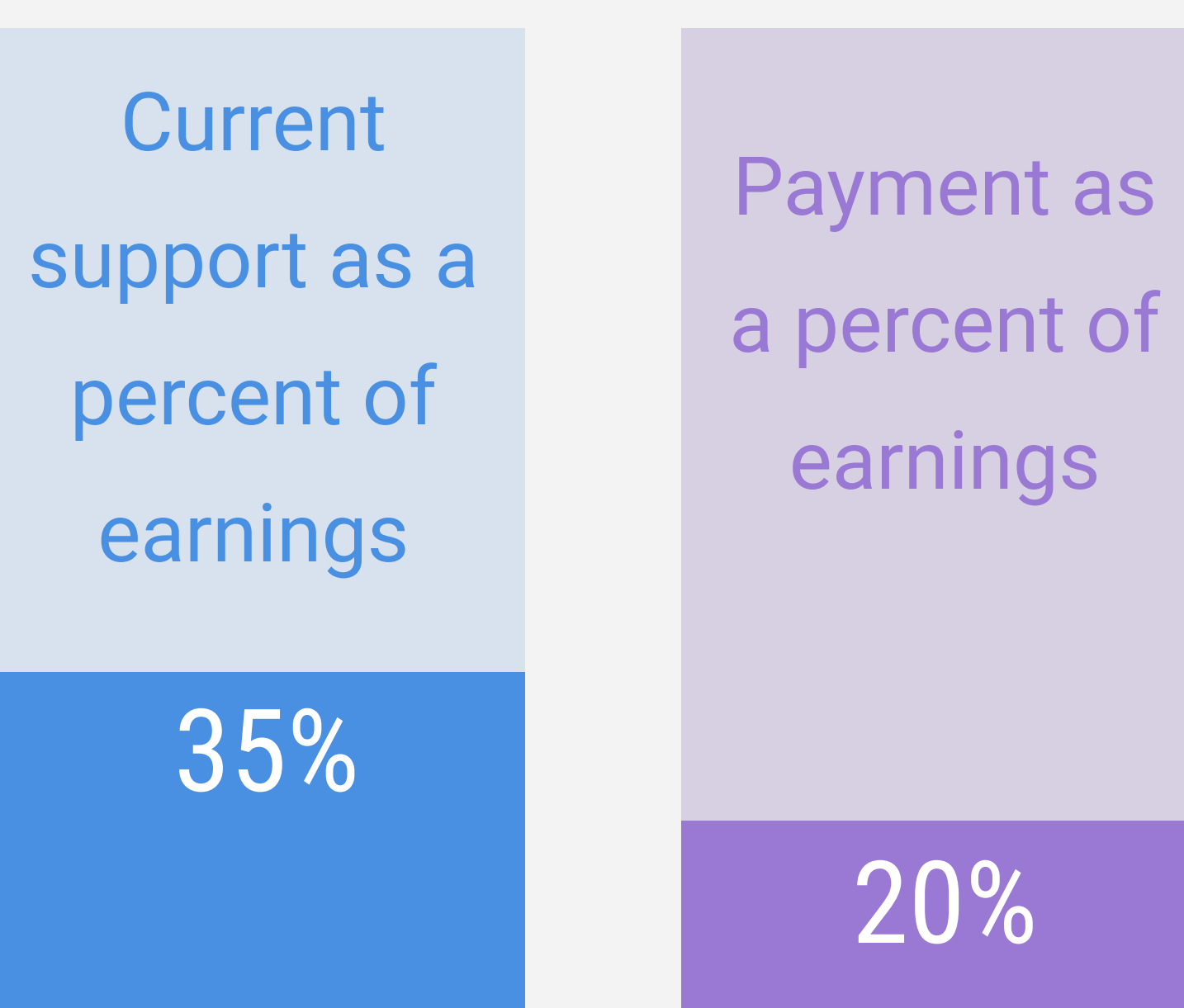
63%

Percent of current support collected

85%

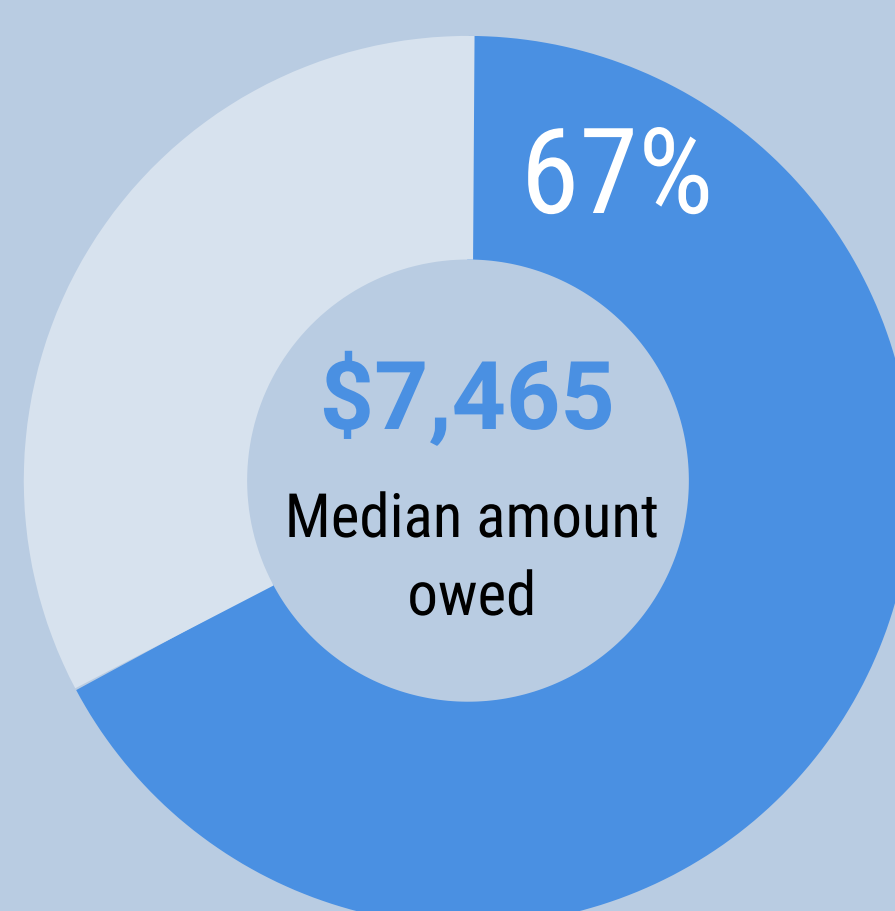
Percent of NCPs with a payment

NCPs were ordered to pay **one third** of their earnings to current support



They paid **one fifth** of their earnings to current support

Two thirds of NCPs owed arrears



72%

Seven in 10 made an arrears payment

Dorchester County

Effects of Earnings on NCP Payment Compliance

Full-Time Minimum Wage or Less

\$18,200 or Less

\$6,232

Actual Median Annual Earnings

87%

are men

77%

are African American

38 years

was the average age

70%

received Food Supplement benefits

2 child support cases

2 children

49% were associated with a TCA case

\$3,673 was due in one year (average)

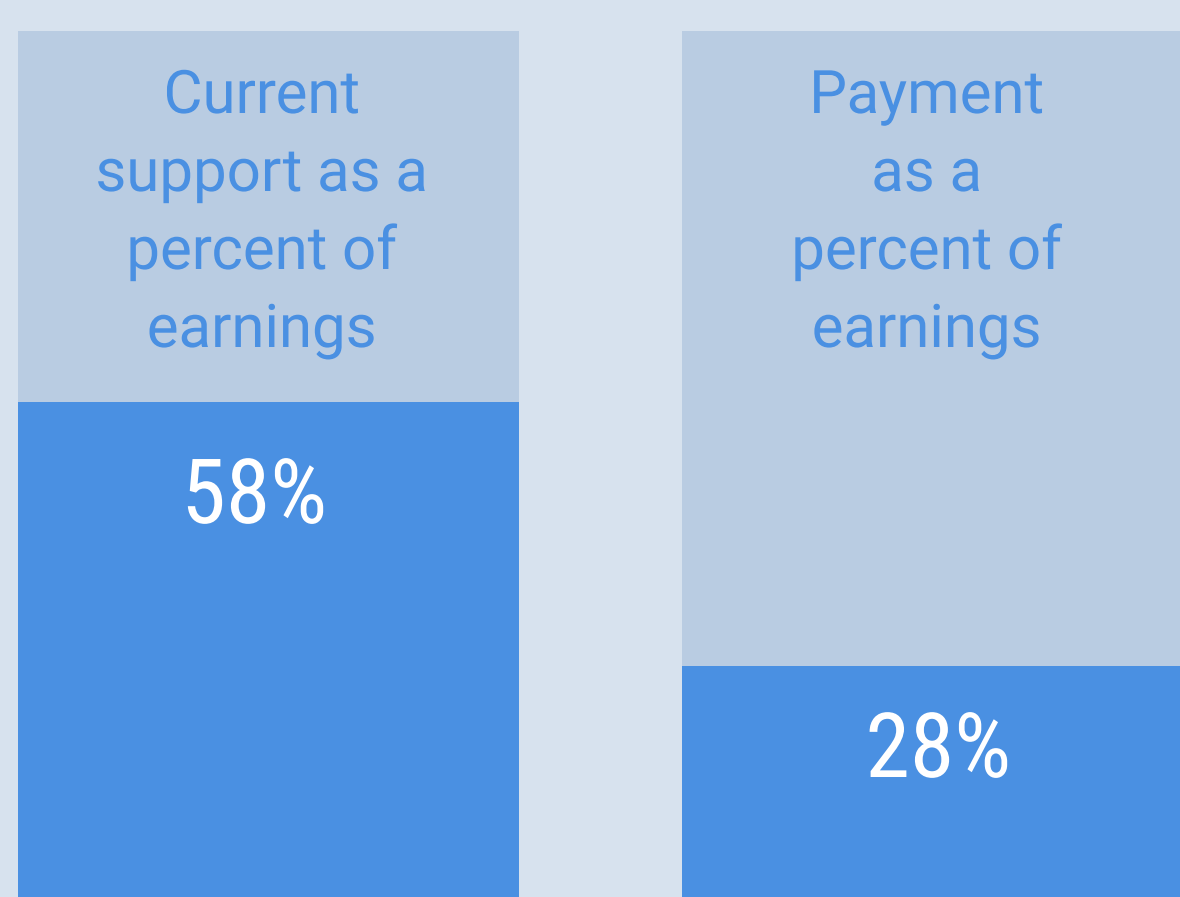
46%

Percent of current support collected

91%

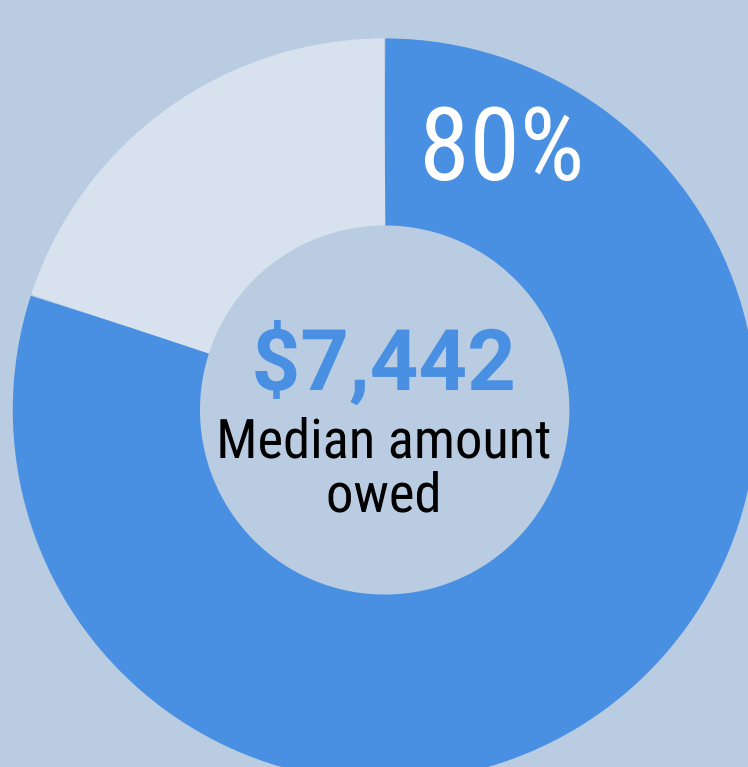
Percent of NCPs with a payment

NCPs were ordered to pay **three fifths** of their earnings to current support



They paid **three tenths** of their earnings to current support

Four in five NCPs owed arrears



81%

Four in five made an arrears payment

Maryland Living Wage or More

\$30,410 or more

\$41,905

Actual Median Annual Earnings

97%

are men

55%

are African American

40 years

was the average age

2%

received Food Supplement benefits

1 child support case

1 child

19% were associated with a TCA case

\$5,086 was due in one year (average)

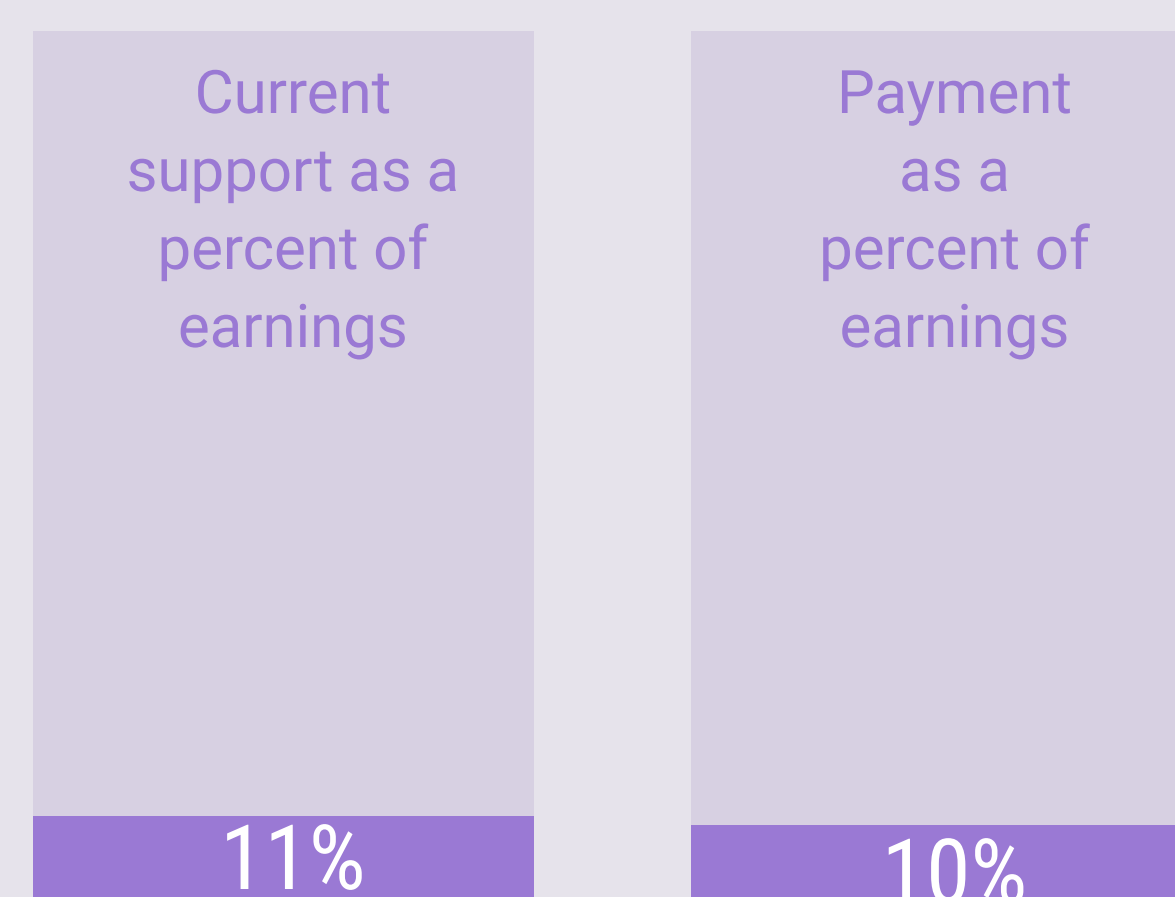
94%

Percent of current support collected

99%

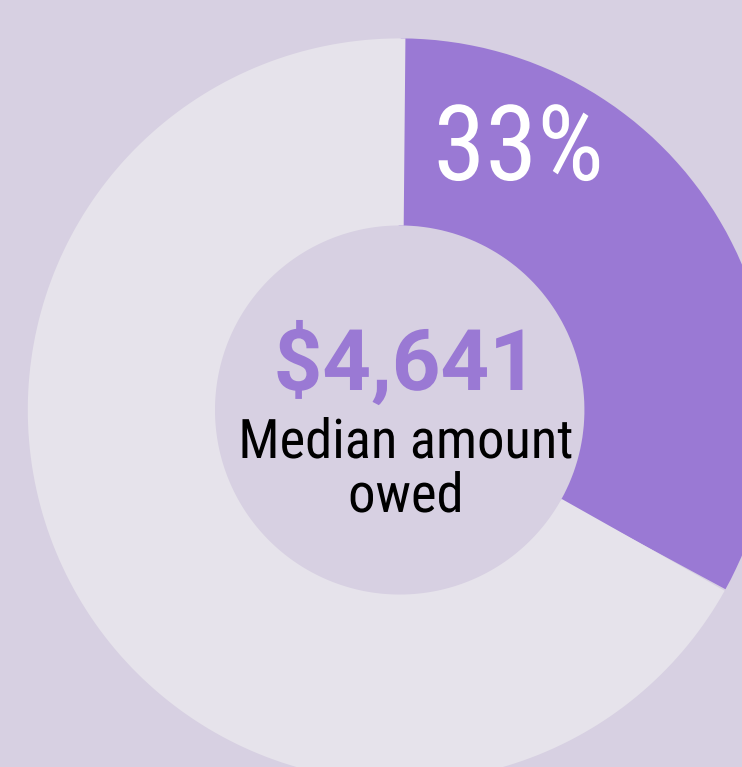
Percent of NCPs with a payment

NCPs were ordered to pay **one tenth** of their earnings to current support



They paid **one tenth** of their earnings to current support

One in three NCPs owed arrears



94%

Over **nine in 10** made an arrears payment

Data are based on a sample of 297 noncustodial parents (NCPs) who had an active child support case in July 2017 and were employed in a job covered in Maryland by Unemployment Insurance between July 2016 and June 2017.

Full-time minimum wage is based on the prevailing minimum in 2017 (\$8.75 per hour; \$18,200 annually). Maryland living wage is based on market-rate costs of basic necessities (\$30,410 annually) (<http://livingwage.mit.edu/states/24>).

Frederick County

2017 Snapshot of Noncustodial Parents

4,526

NCPs with a Case

3%

of the July 2017 Caseload

89%

are men

53%

are Caucasian

39 years

was the average age

17%

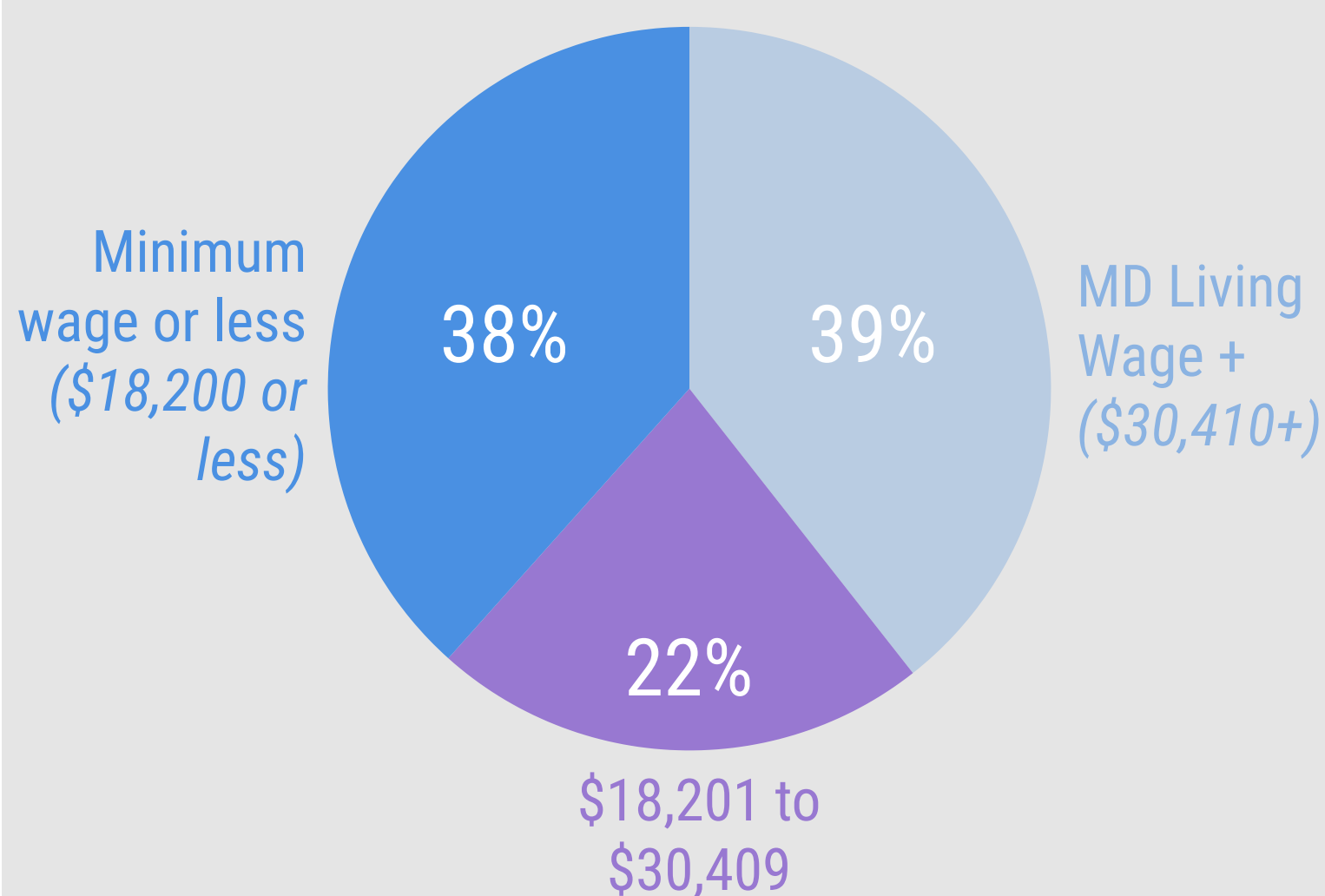
received Food Supplement benefits

1 child support case

1 child

18% were associated with a TCA case

49% of NCPs were employed and earned a median of **\$24,577**.¹ NCPs' earnings were evenly split between the minimum wage the Maryland living wage.²



73% of NCPs had a current support order, owing an average of **\$4,823** in one year

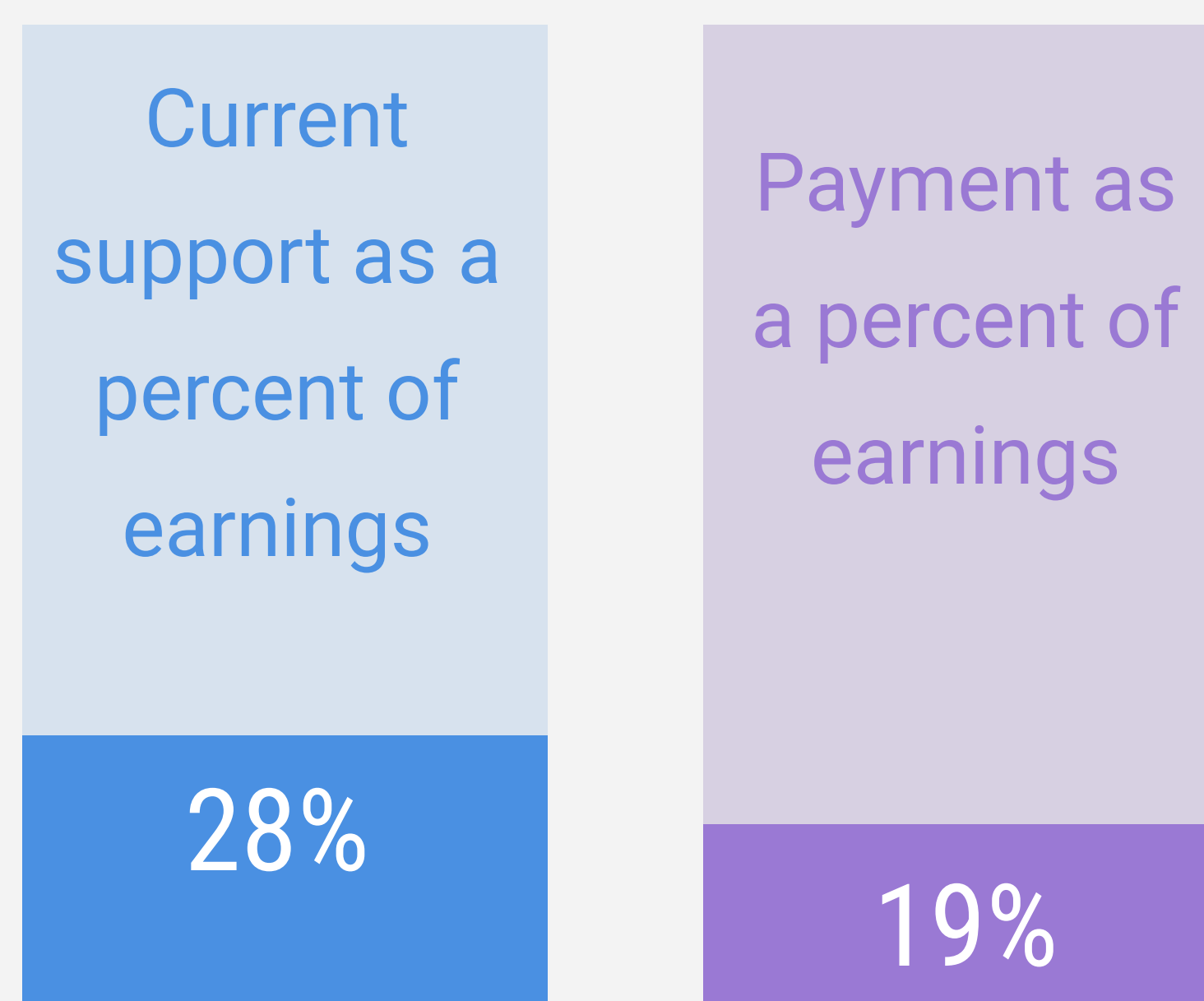
75%

Percent of current support collected

90%

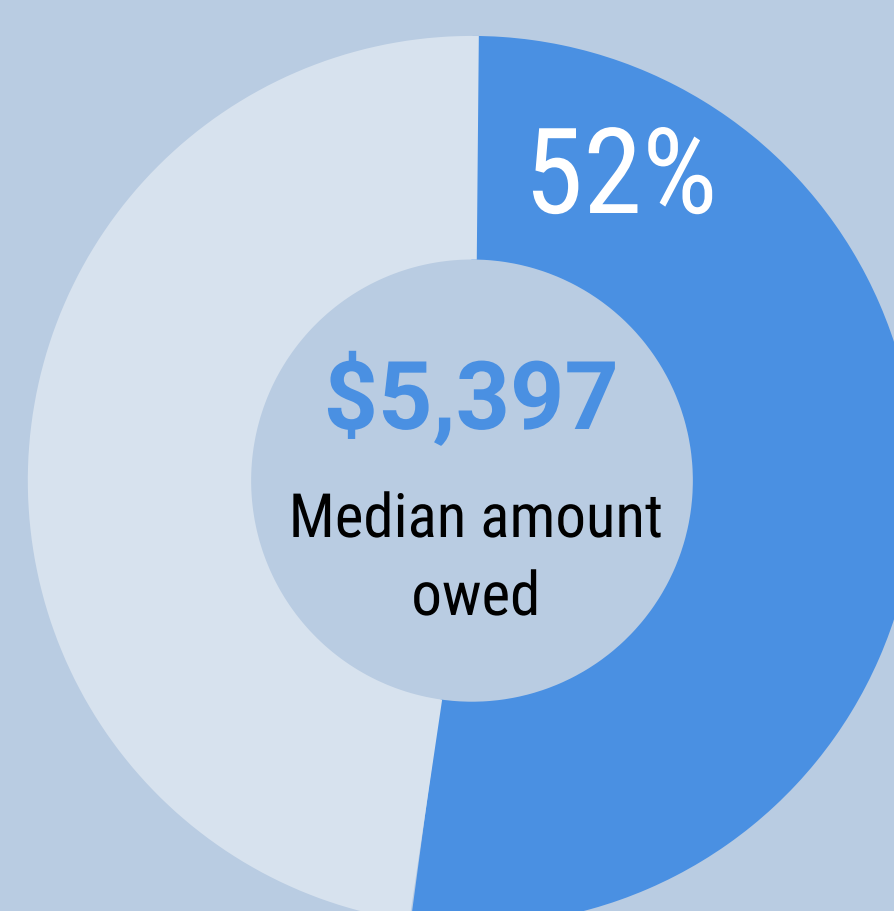
Percent of NCPs with a payment

NCPs were ordered to pay **three tenths** of their earnings to current support



They paid **one fifth** of their earnings to current support

Half of NCPs owed arrears



76%

Three quarters made an arrears payment

Frederick County

Effects of Earnings on NCP Payment Compliance

Full-Time Minimum Wage or Less

\$18,200 or Less

\$5,889

Actual Median Annual Earnings

89%

are men

52%

are African American

36 years

was the average age

43%

received Food Supplement benefits

1 child support case

2 children

26% were associated with a TCA case

\$3,826 was due in one year (average)

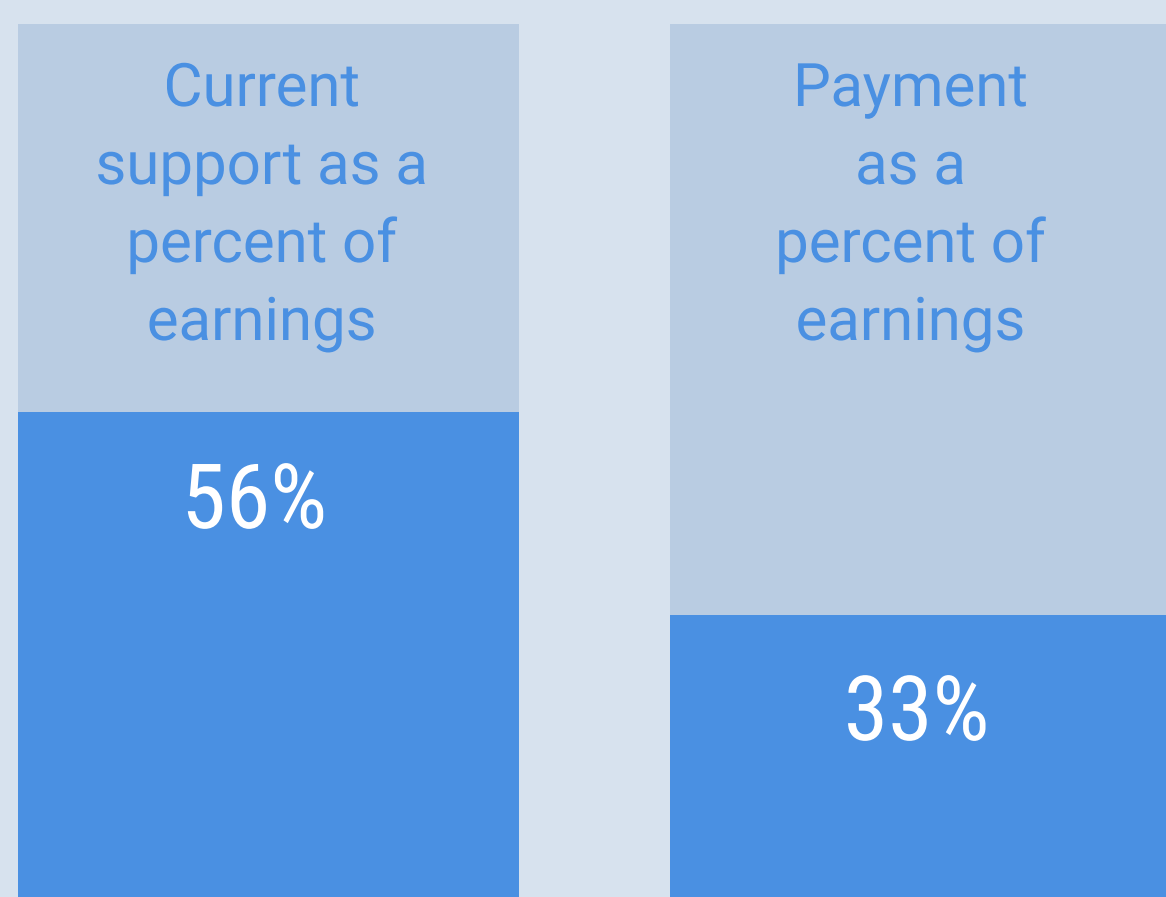
57%

Percent of current support collected

91%

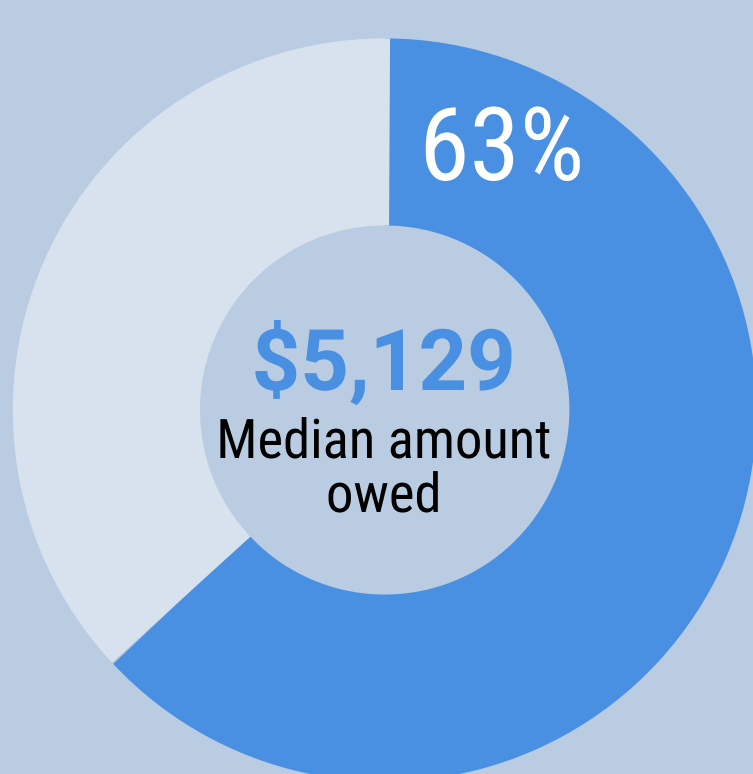
Percent of NCPs with a payment

NCPs were ordered to pay more than **half** of their earnings to current support



They paid **one third** of their earnings to current support

Two in three NCPs owed arrears



81%

Four in five made an arrears payment

Maryland Living Wage or More

\$30,410 or more

\$49,686

Actual Median Annual Earnings

96%

are men

66%

are Caucasian

40 years

was the average age

5%

received Food Supplement benefits

1 child support case

2 children

7% were associated with a TCA case

\$6,283 was due in one year (average)

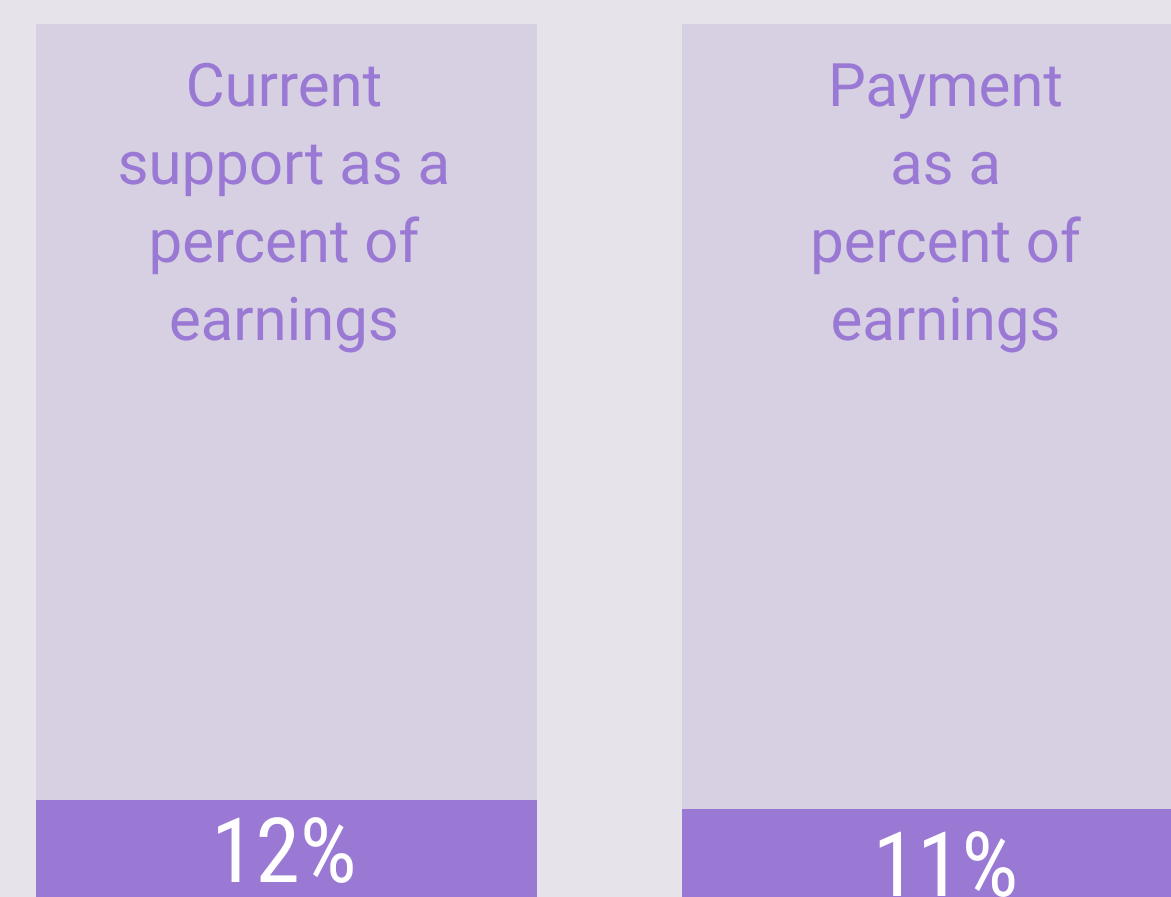
93%

Percent of current support collected

99%

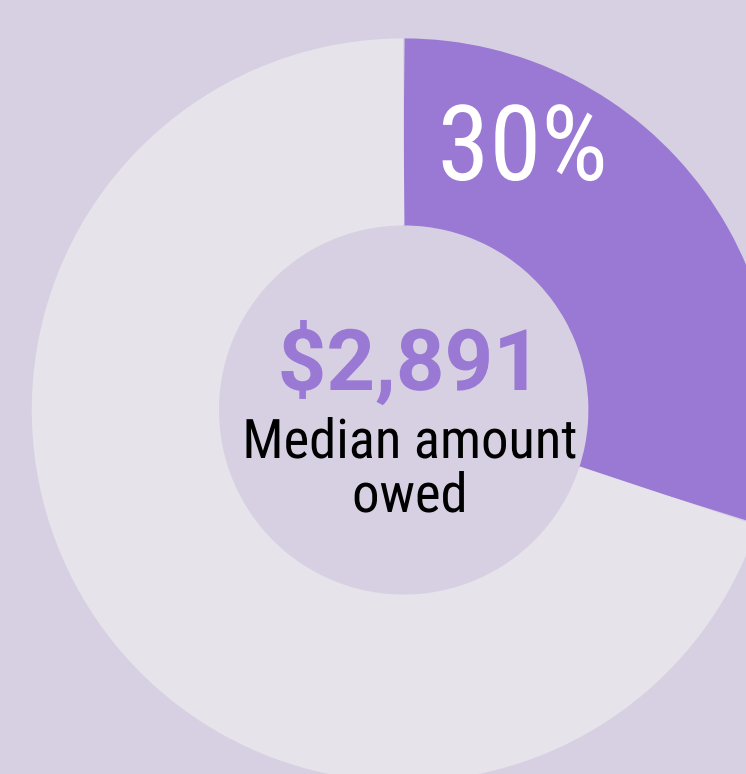
Percent of NCPs with a payment

NCPs were ordered to pay **one tenth** of their earnings to current support



They paid **one tenth** of their earnings to current support

Three in 10 NCPs owed arrears



98%

Almost **all** made an arrears payment

Data are based on a sample of 328 noncustodial parents (NCPs) who had an active child support case in July 2017 and were employed in a job covered in Maryland by Unemployment Insurance between July 2016 and June 2017.

Full-time minimum wage is based on the prevailing minimum in 2017 (\$8.75 per hour; \$18,200 annually). Maryland living wage is based on market-rate costs of basic necessities (\$30,410 annually) (<http://livingwage.mit.edu/states/24>).

Garrett County

2017 Snapshot of Noncustodial Parents

737

NCPs with a Case

0.4%

of the July 2017 Caseload

86%

are men

98%

are Caucasian

38 years

was the average age

28%

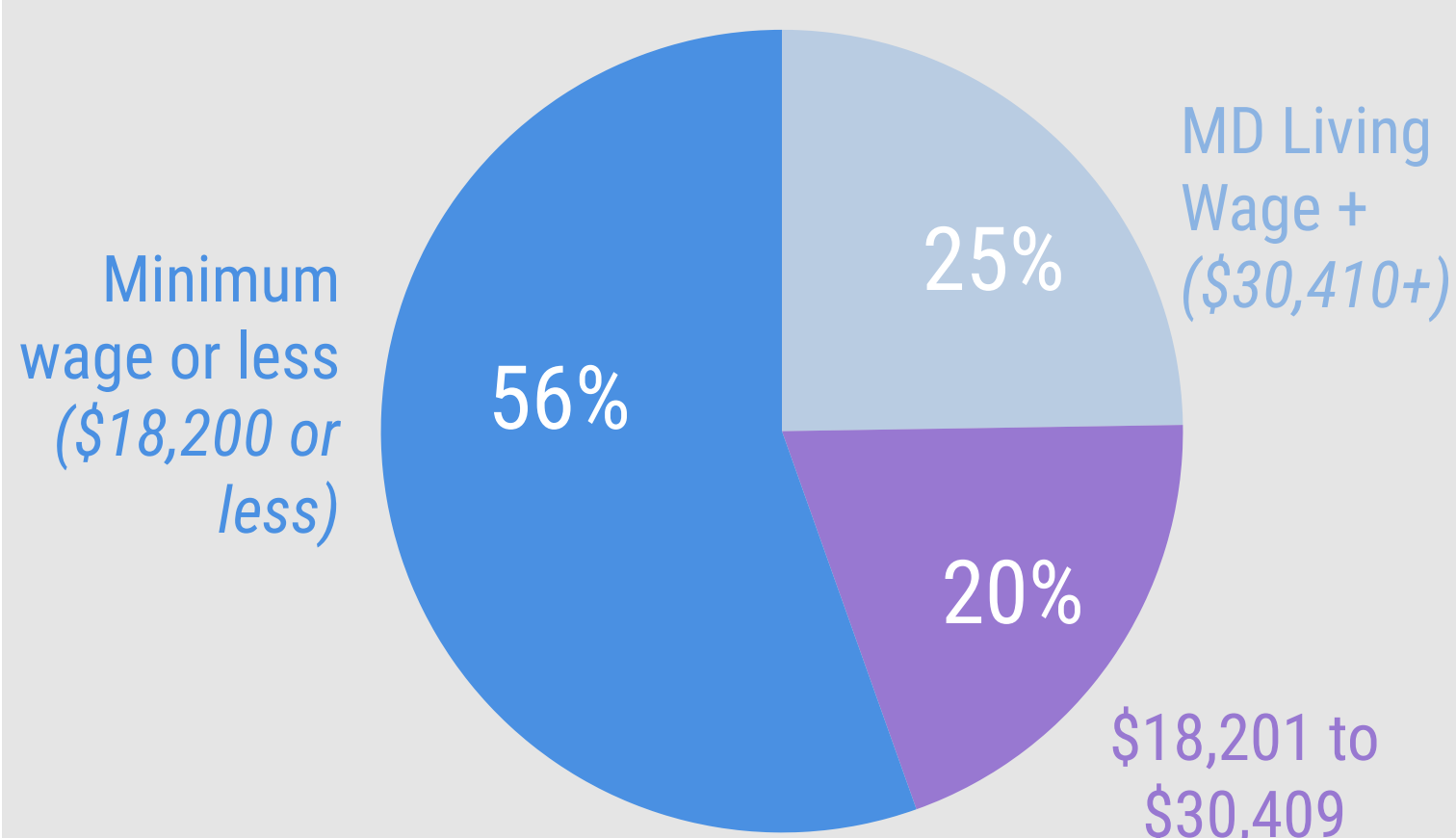
received Food Supplement benefits

1 child support case

2 children

22% were associated with a TCA case

49% of NCPs were employed and earned a median of **\$15,156**.¹ More than half earned the minimum wage, while one quarter earned the Maryland living wage.²



77% of NCPs had a current support order, owing an average of **\$4,557** in one year

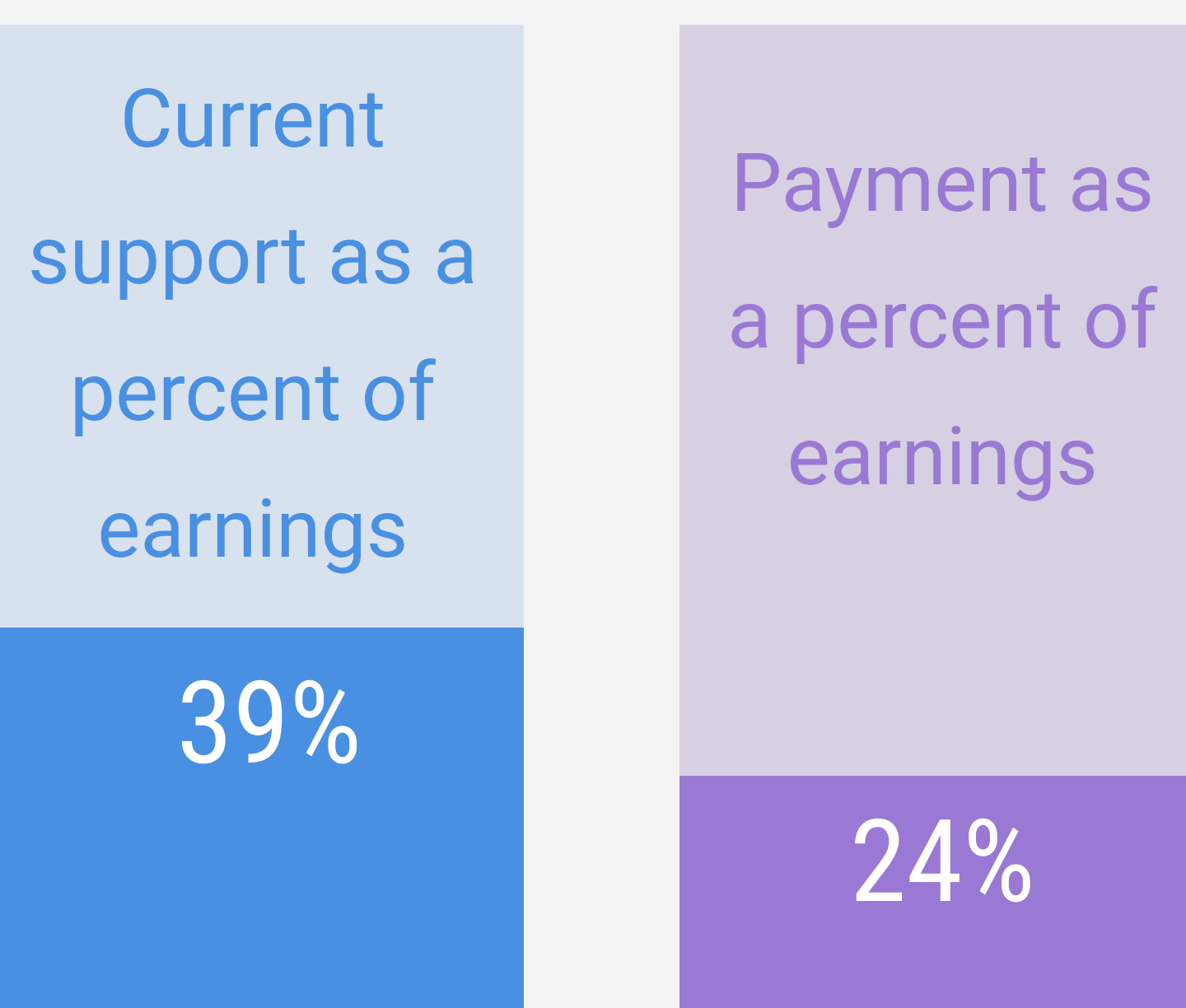
68%

Percent of current support collected

90%

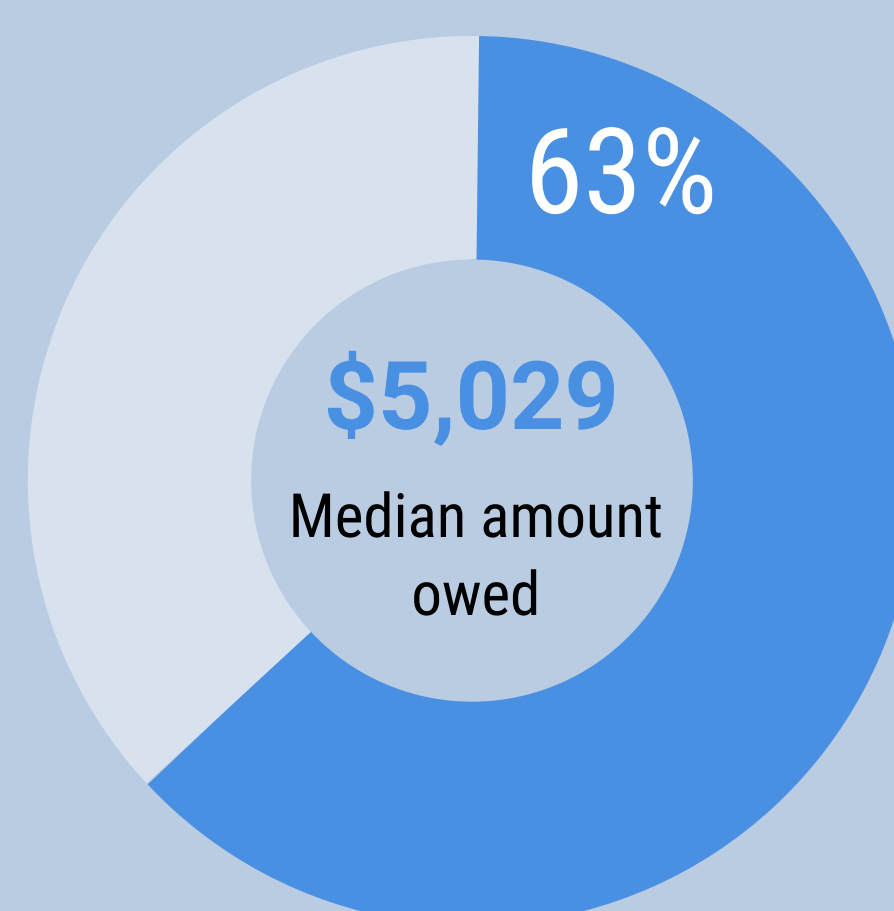
Percent of NCPs with a payment

NCPs were ordered to pay **two fifths** of their earnings to current support



They paid **one quarter** of their earnings to current support

Two in three NCPs owed arrears



79%

Four in five made an arrears payment

Garrett County

Effects of Earnings on NCP Payment Compliance

Full-Time Minimum Wage or Less

\$18,200 or Less

\$6,284

Actual Median Annual Earnings

76%

are men

99%

are Caucasian

34 years

was the average age

50%

received Food Supplement benefits

1 child support case

2 children

24% were associated with a TCA case

\$4,102 was due in one year (average)

55%

Percent of current support collected

90%

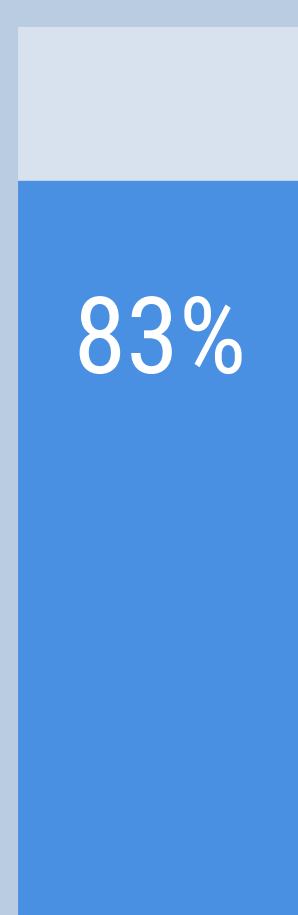
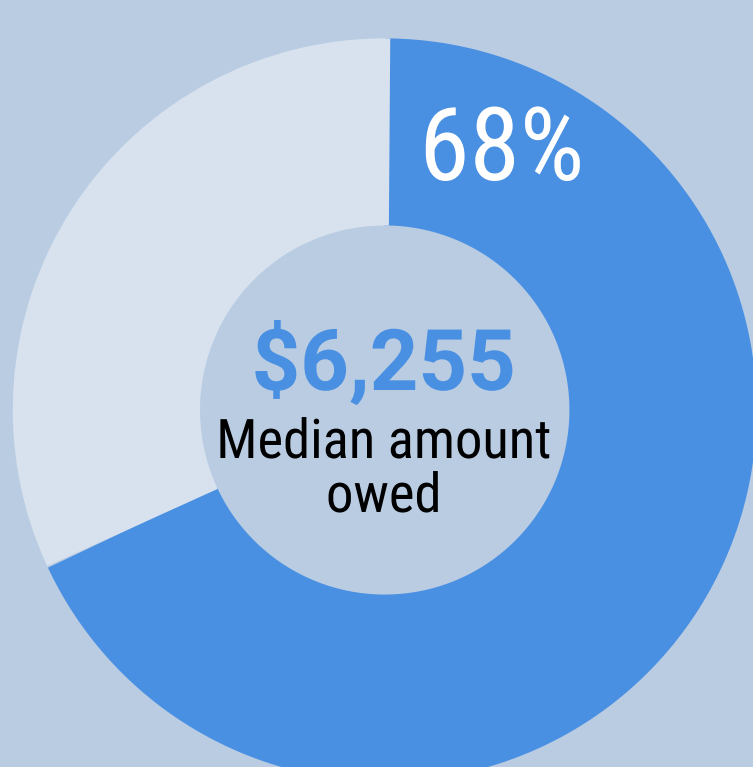
Percent of NCPs with a payment

NCPs were ordered to pay **three fifths** of their earnings to current support



They paid **one third** of their earnings to current support

Two in three NCPs owed arrears



Four in five made an arrears payment

Maryland Living Wage or More

\$30,410 or more

\$45,334

Actual Median Annual Earnings

96%

are men

96%

are Caucasian

41 years

was the average age

8%

received Food Supplement benefits

1 child support case

1 child

9% were associated with a TCA case

\$6,288 was due in one year (average)

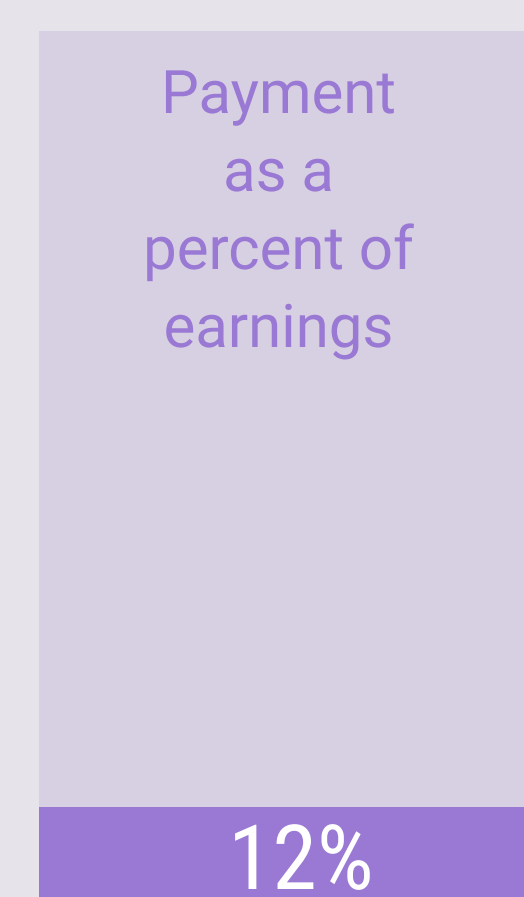
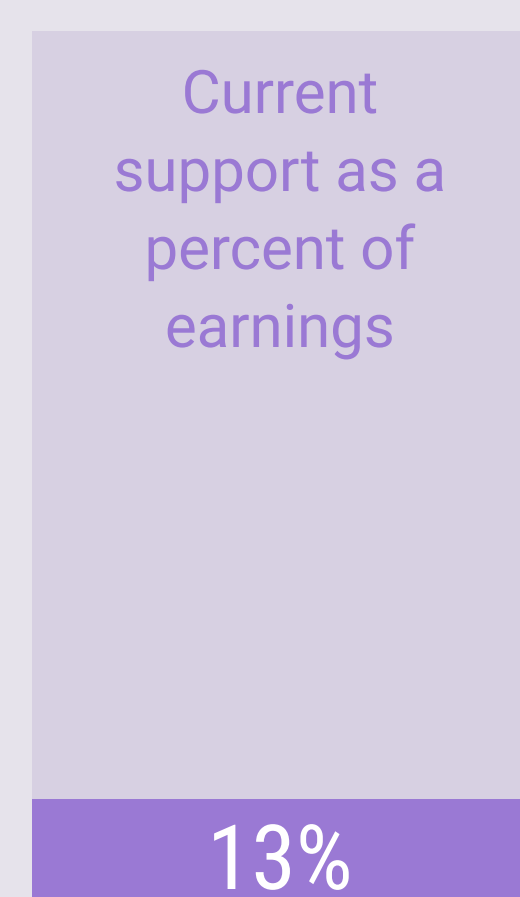
92%

Percent of current support collected

100%

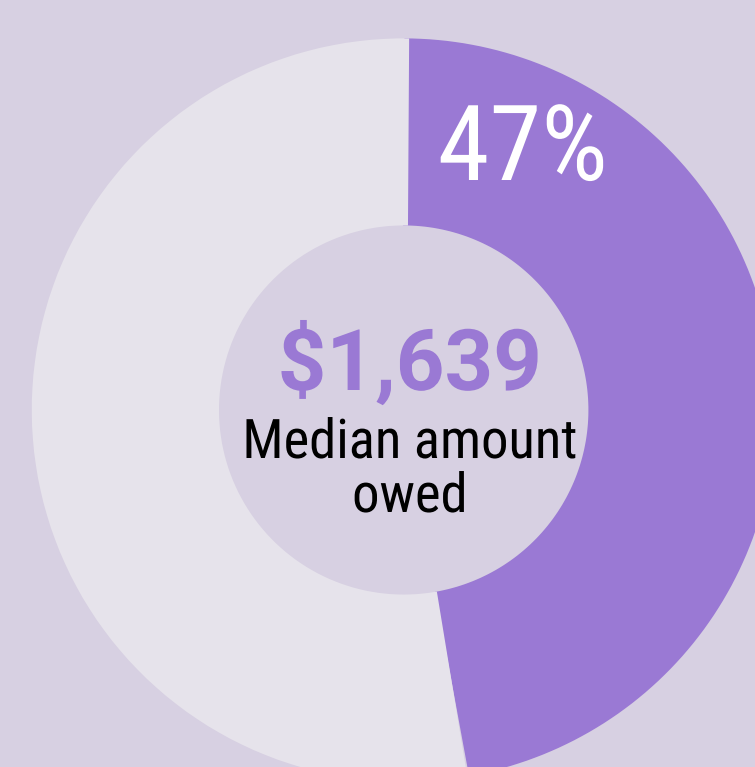
Percent of NCPs with a payment

NCPs were ordered to pay **one tenth** of their earnings to current support



They paid **one tenth** of their earnings to current support

Half of NCPs owed arrears



Almost all made an arrears payment

Data are based on a sample of 173 noncustodial parents (NCPs) who had an active child support case in July 2017 and were employed in a job covered in Maryland by Unemployment Insurance between July 2016 and June 2017.

Full-time minimum wage is based on the prevailing minimum in 2017 (\$8.75 per hour; \$18,200 annually). Maryland living wage is based on market-rate costs of basic necessities (\$30,410 annually) (<http://livingwage.mit.edu/states/24>).



For more information, contact Letitia Logan Passarella:
llogan@ssw.umaryland.edu | 410.706.2479

Harford County

2017 Snapshot of Noncustodial Parents

5,248

NCPs with a Case

3%

of the July 2017 Caseload

91%

are men

50%

are Caucasian

40 years

was the average age

20%

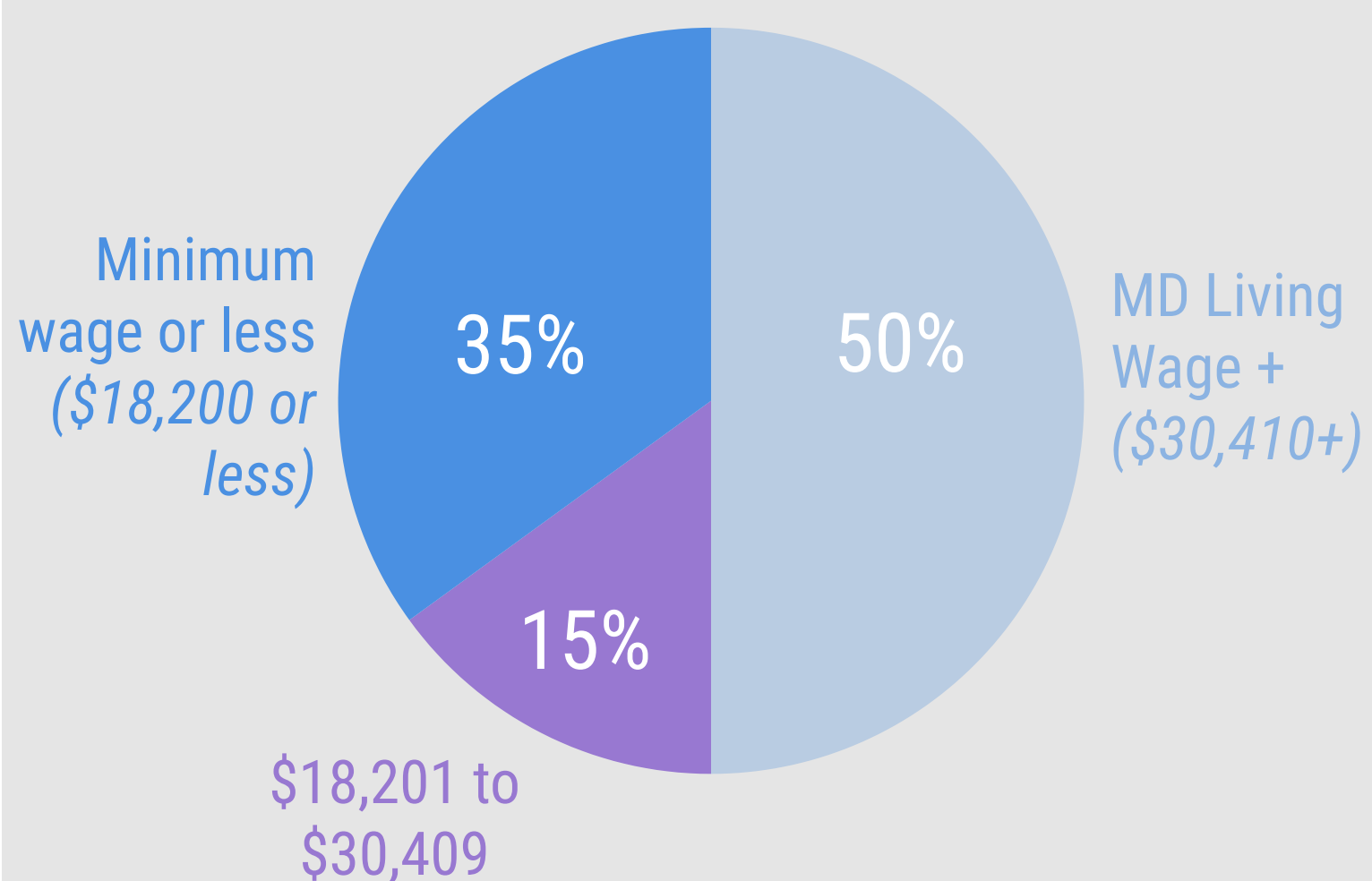
received Food Supplement benefits

1 child support case

2 children

22% were associated with a TCA case

56% of NCPs were employed and earned a median of **\$31,055**.¹ One third of NCPs earned the minimum wage, while half earned the Maryland living wage.²



79% of NCPs had a current support order, owing an average of **\$5,493** in one year

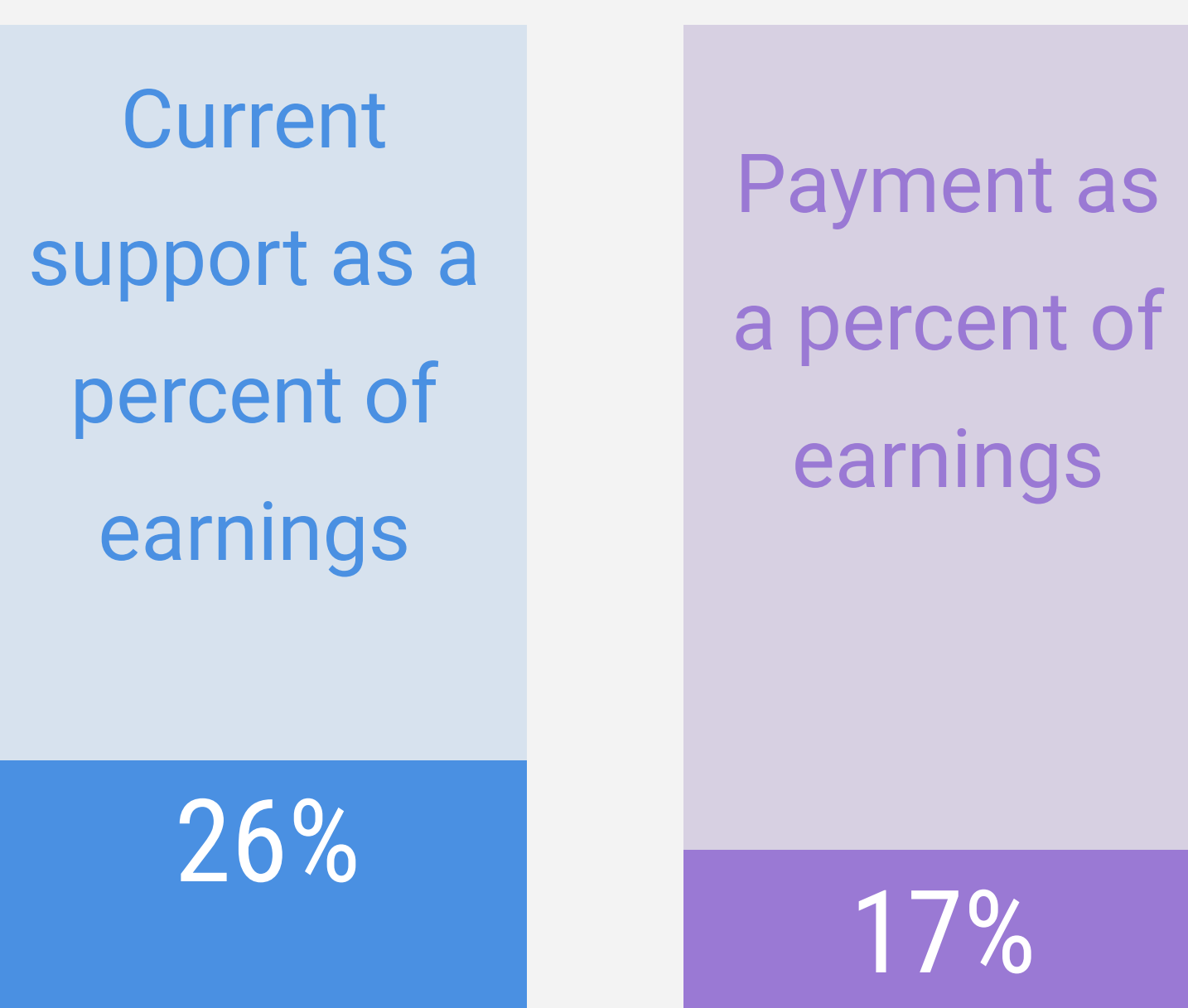
73%

Percent of current support collected

90%

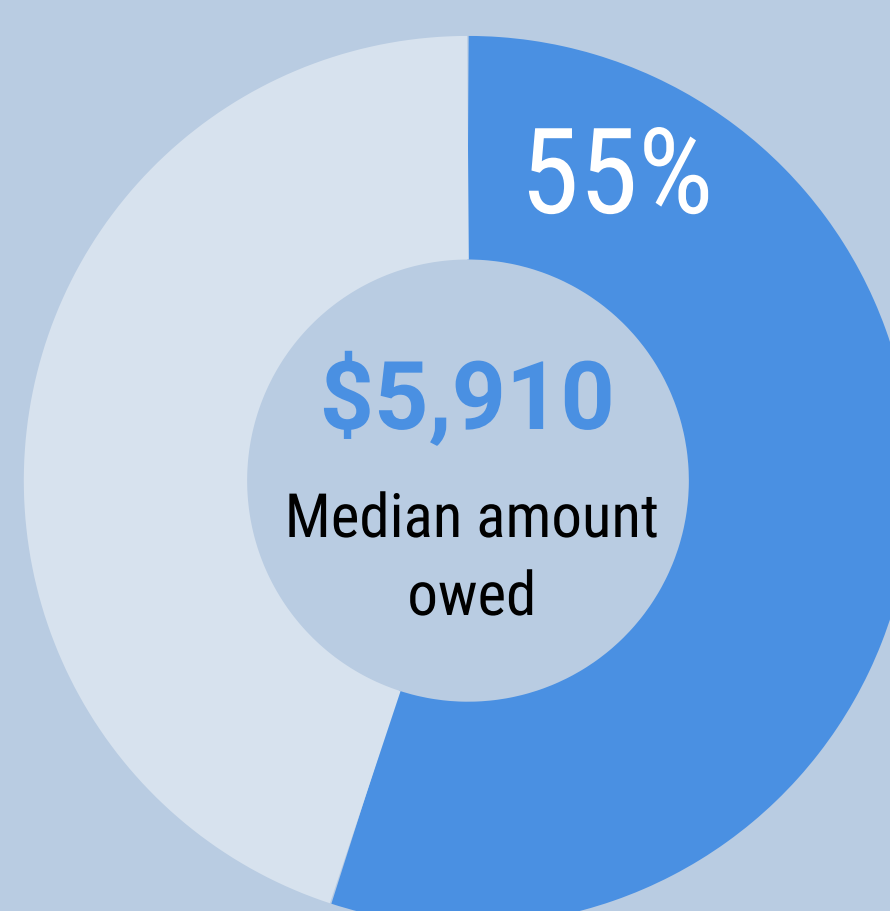
Percent of NCPs with a payment

NCPs were ordered to pay **one quarter** of their earnings to current support



They paid **one fifth** of their earnings to current support

Over **half** of NCPs owed arrears



76%

Three quarters made an arrears payment

Harford County

Effects of Earnings on NCP Payment Compliance

Full-Time Minimum Wage or Less

\$18,200 or Less

\$5,959

Actual Median Annual Earnings

91%

are men

56%

are African American

36 years

was the average age

45%

received Food Supplement benefits

1 child support case

2 children

30% were associated with a TCA case

\$3,792 was due in one year (average)

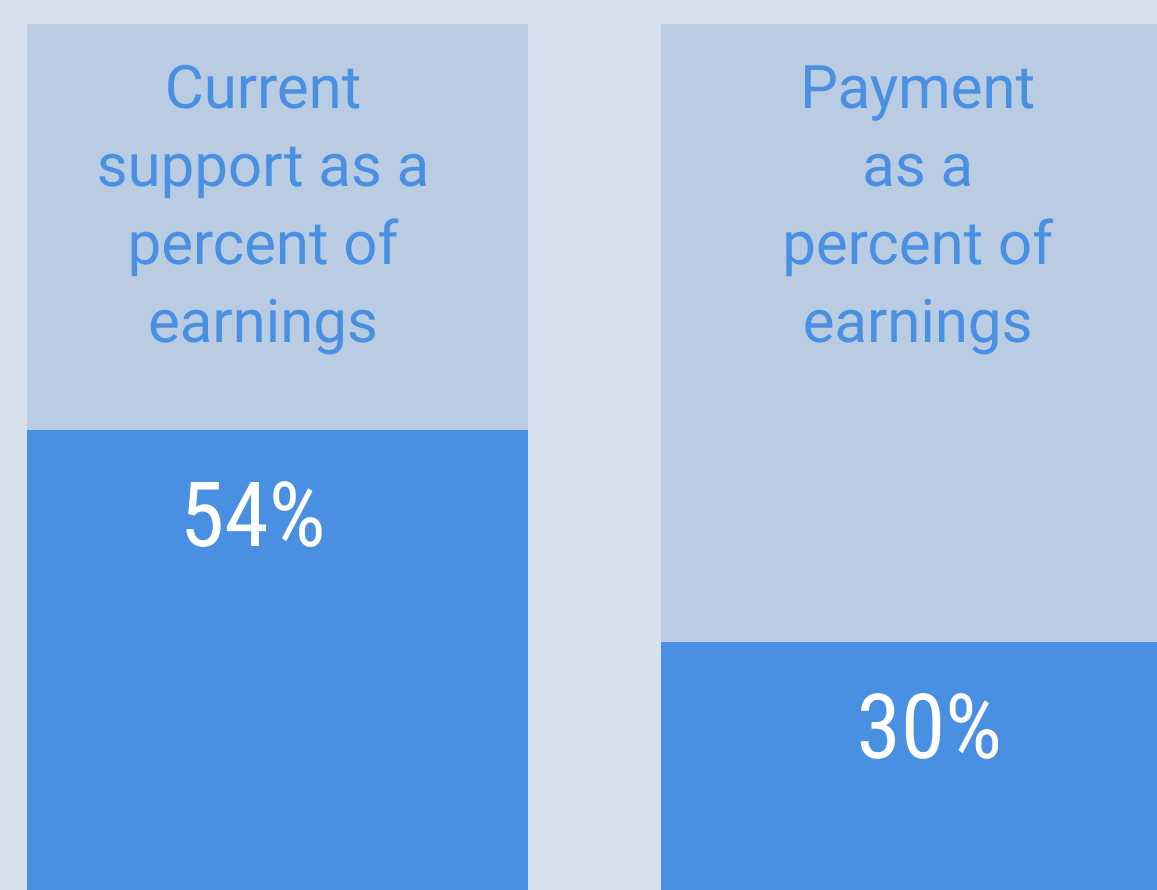
52%

Percent of current support collected

90%

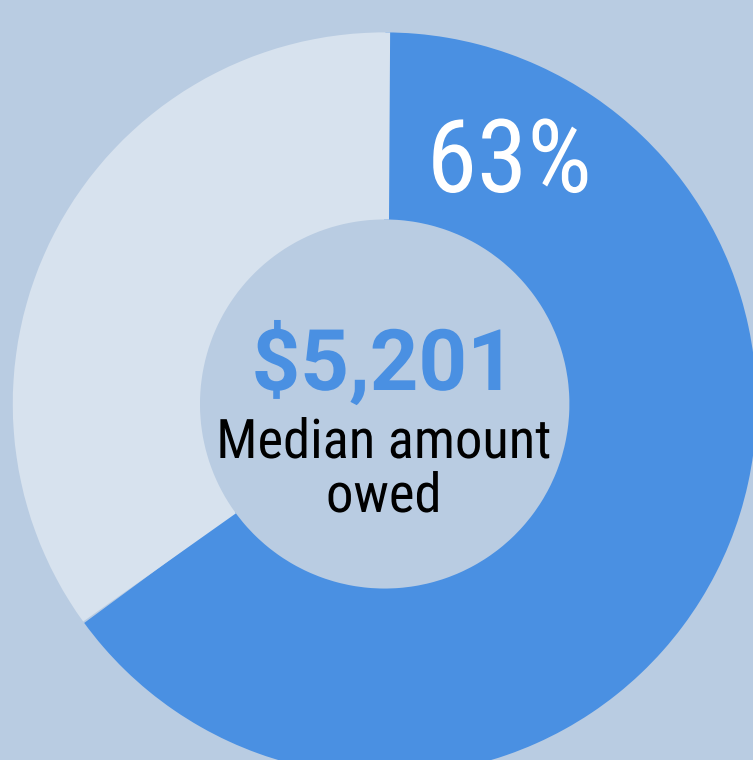
Percent of NCPs with a payment

NCPs were ordered to pay over **half** of their earnings to current support



They paid **three tenths** of their earnings to current support

Two in three NCPs owed arrears



79%

Four in five made an arrears payment

Maryland Living Wage or More

\$30,410 or more

\$52,774

Actual Median Annual Earnings

94%

are men

61%

are Caucasian

41 years

was the average age

6%

received Food Supplement benefits

1 child support case

2 children

12% were associated with a TCA case

\$7,148 was due in one year (average)

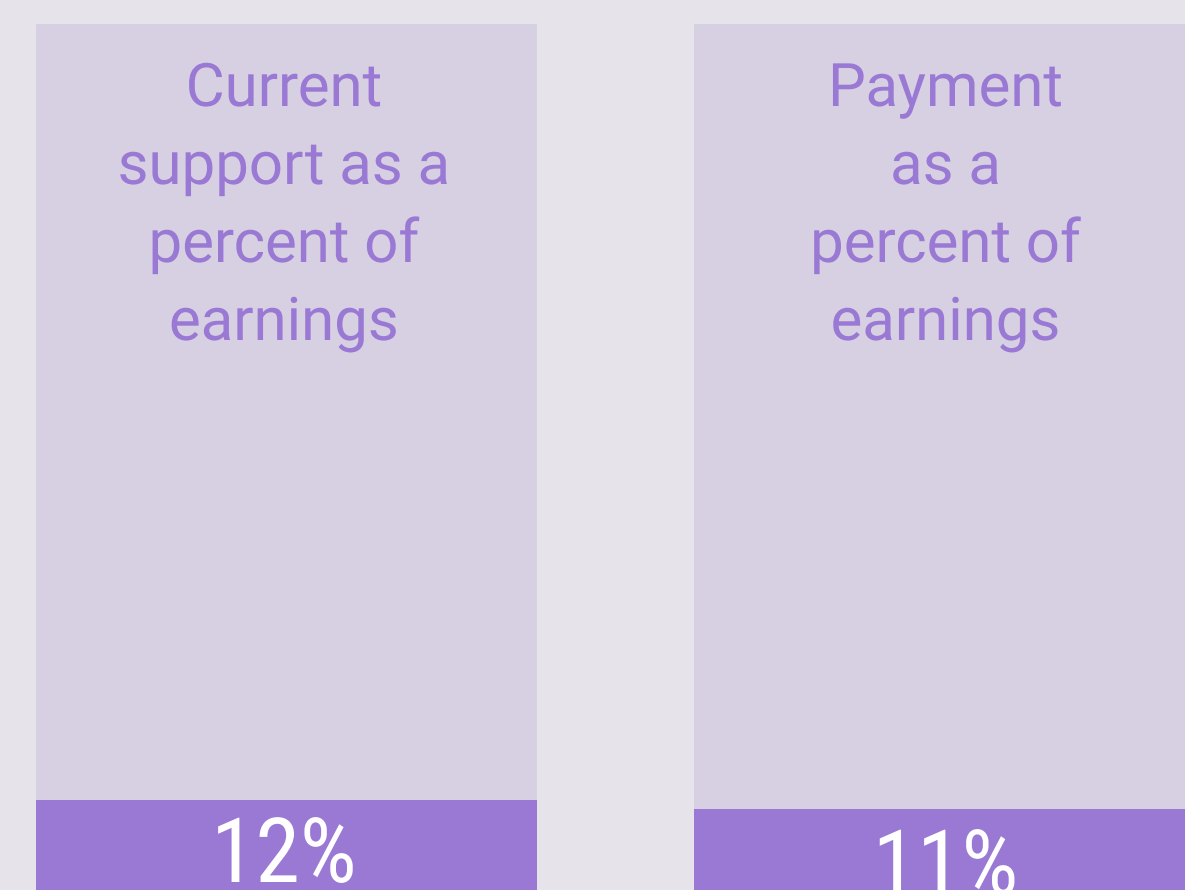
91%

Percent of current support collected

100%

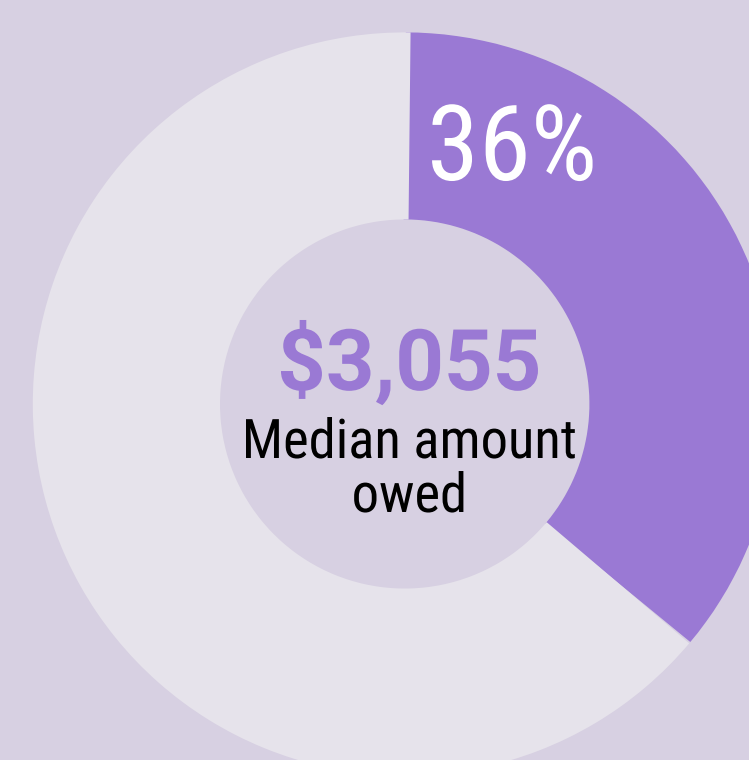
Percent of NCPs with a payment

NCPs were ordered to pay **one tenth** of their earnings to current support



They paid **one tenth** of their earnings to current support

One in three NCPs owed arrears



93%

Nine in 10 made an arrears payment

Data are based on a sample of 427 noncustodial parents (NCPs) who had an active child support case in July 2017 and were employed in a job covered in Maryland by Unemployment Insurance between July 2016 and June 2017.

Full-time minimum wage is based on the prevailing minimum in 2017 (\$8.75 per hour; \$18,200 annually). Maryland living wage is based on market-rate costs of basic necessities (\$30,410 annually) (<http://livingwage.mit.edu/states/24>).

Howard County

2017 Snapshot of Noncustodial Parents

4,376

NCPs with a Case

3%

of the July 2017 Caseload

93%

are men

66%

are African American

41 years

was the average age

14%

received Food Supplement benefits

1

child support case

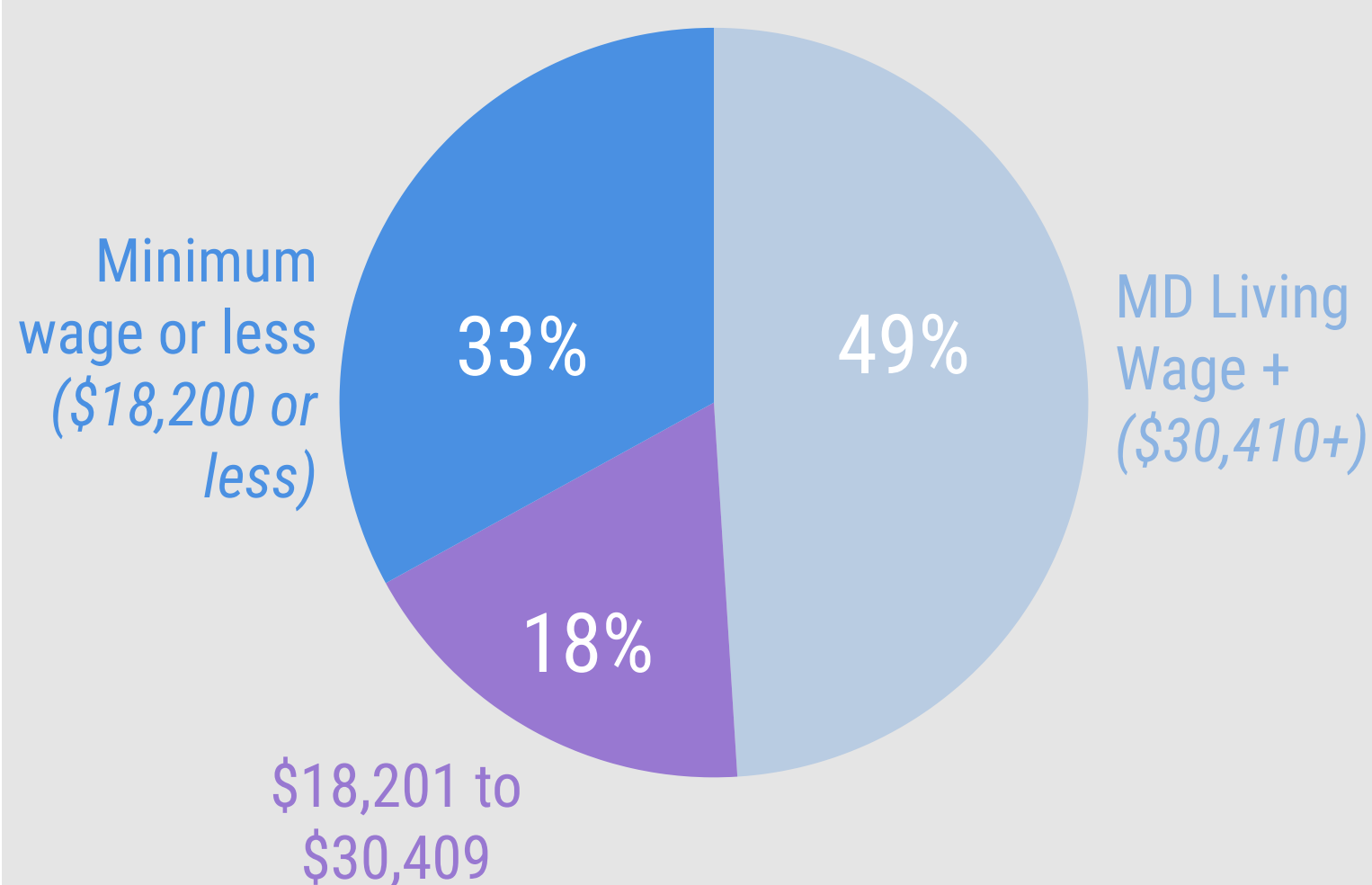
1

child

11%

were associated with a TCA case

50% of NCPs were employed and earned a median of **\$29,492**.¹ One third of NCPs earned the minimum wage, while half earned the Maryland living wage.²



73% of NCPs had a current support order, owing an average of **\$7,083** in one year

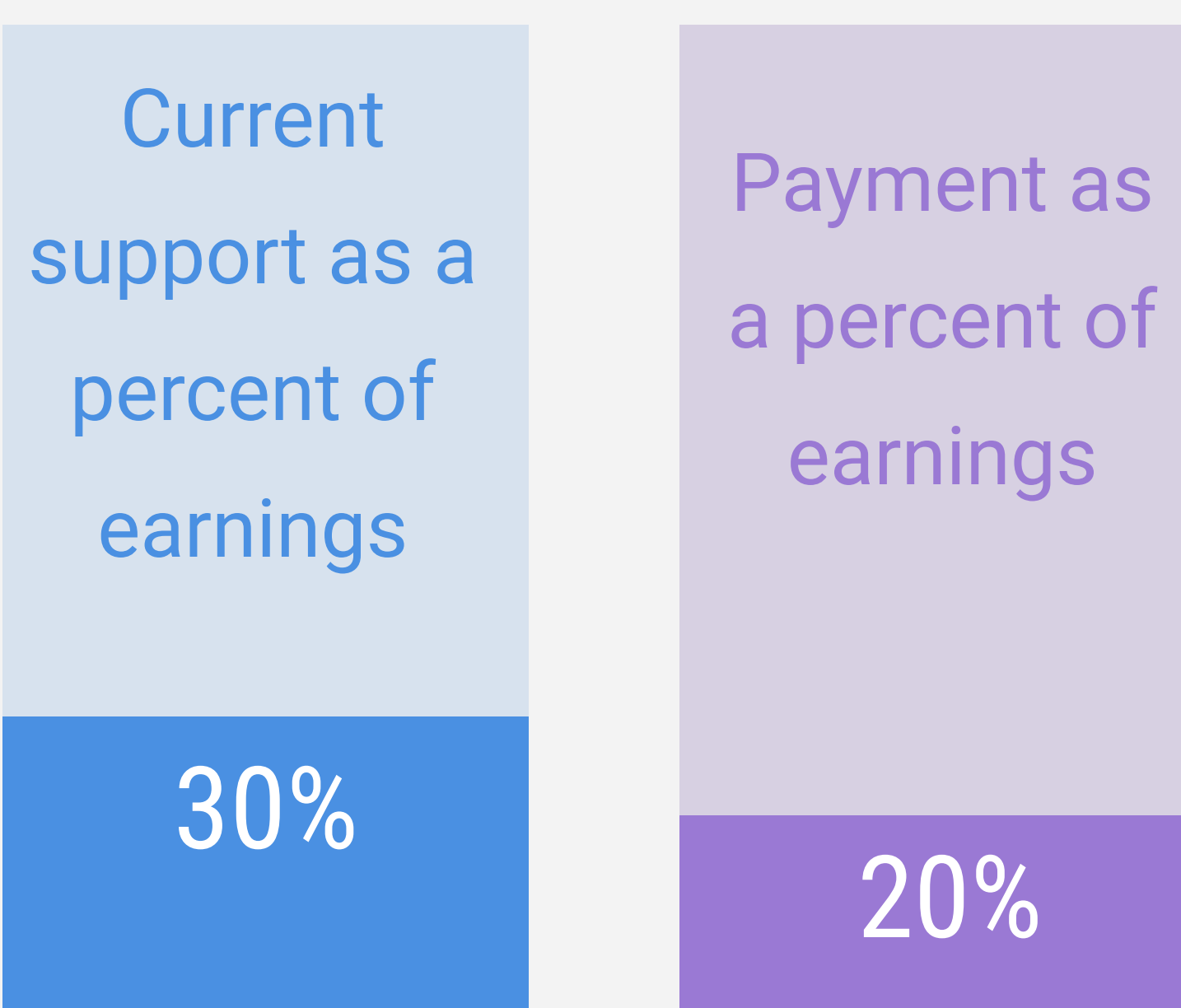
70%

Percent of current support collected

89%

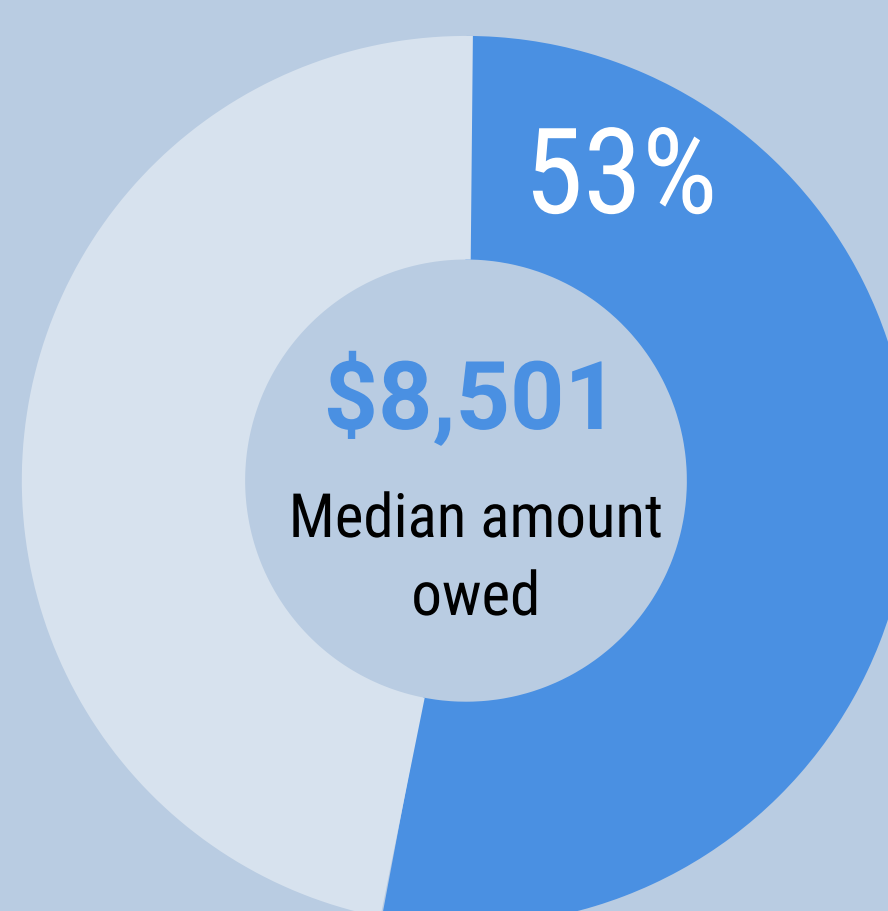
Percent of NCPs with a payment

NCPs were ordered to pay **three tenths** of their earnings to current support



They paid **one fifth** of their earnings to current support

Half of NCPs owed arrears



74%

Three quarters made an arrears payment

Howard County

Effects of Earnings on NCP Payment Compliance

Full-Time Minimum Wage or Less

\$18,200 or Less

\$5,032

Actual Median Annual Earnings

91%

are men

66%

are African American

38 years

was the average age

38%

received Food Supplement benefits

1 child support case

1 child

16% were associated with a TCA case

\$5,059 was due in one year (average)

50%

Percent of current support collected

84%

Percent of NCPs with a payment

NCPs were ordered to pay **two thirds** of their earnings to current support

Current support as a percent of earnings

68%

Payment as a percent of earnings

37%

They paid over **one third** of their earnings to current support

Three in five NCPs owed arrears

61%

\$8,577
Median amount owed

67%

Two in three made an arrears payment

Maryland Living Wage or More

\$30,410 or more

\$58,873

Actual Median Annual Earnings

94%

are men

60%

are African American

43 years

was the average age

1%

received Food Supplement benefits

1 child support case

1 child

4% were associated with a TCA case

\$8,480 was due in one year (average)

90%

Percent of current support collected

100%

Percent of NCPs with a payment

NCPs were ordered to pay **one tenth** of their earnings to current support

Current support as a percent of earnings

13%

Payment as a percent of earnings

12%

They paid **one tenth** of their earnings to current support

Two in five NCPs owed arrears

40%

\$6,392
Median amount owed

93%

Nine in 10 made an arrears payment

Data are based on a sample of 351 noncustodial parents (NCPs) who had an active child support case in July 2017 and were employed in a job covered in Maryland by Unemployment Insurance between July 2016 and June 2017.

Full-time minimum wage is based on the prevailing minimum in 2017 (\$8.75 per hour; \$18,200 annually). Maryland living wage is based on market-rate costs of basic necessities (\$30,410 annually) (<http://livingwage.mit.edu/states/24>).

Kent County

2017 Snapshot of Noncustodial Parents

597

NCPs with a Case

0.4%

of the July 2017 Caseload

89%

are men

52%

are African American

39 years

was the average age

35%

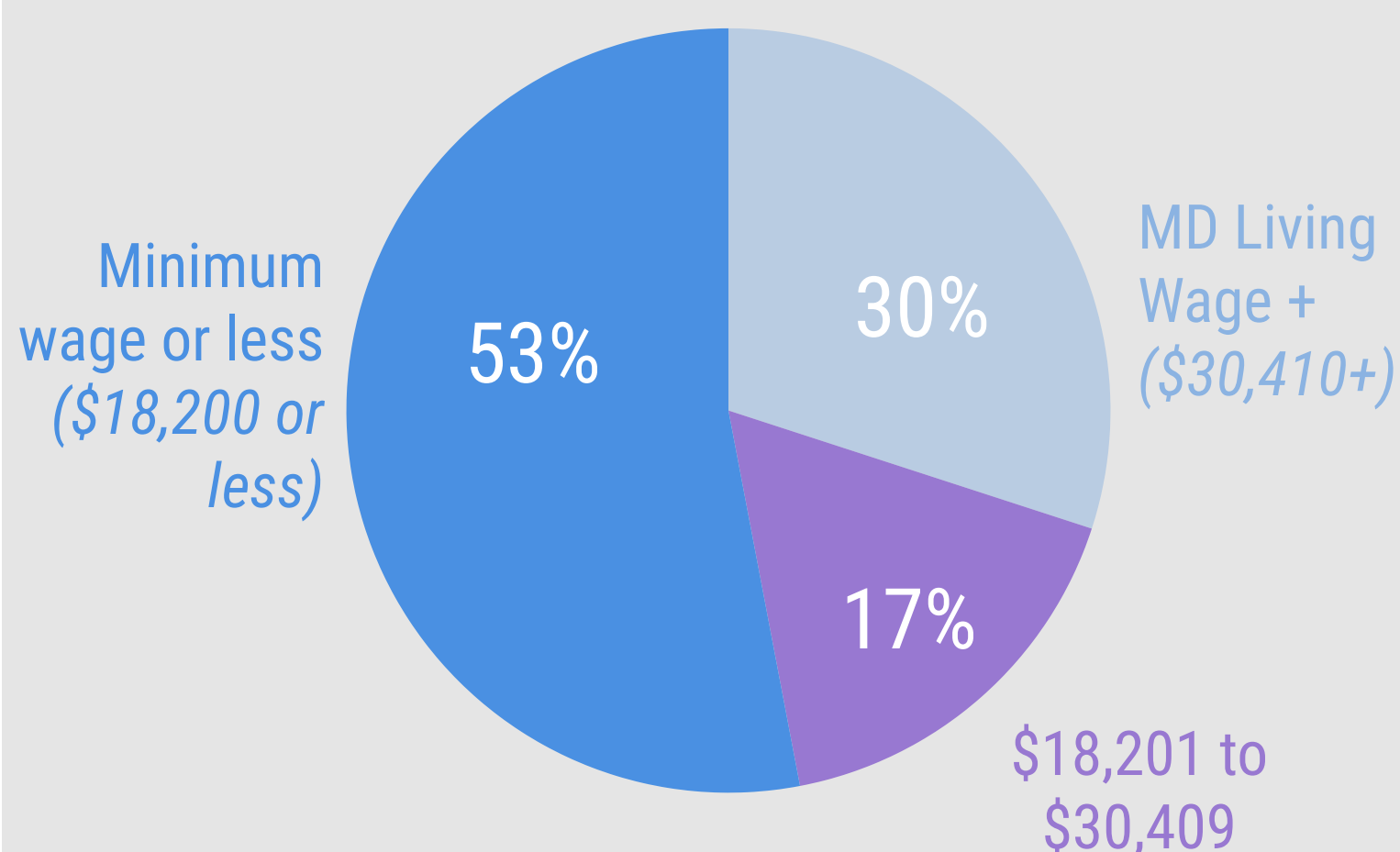
received Food Supplement benefits

1 child support case

2 children

30% were associated with a TCA case

49% of NCPs were employed and earned a median of **\$17,089**.¹ Half of NCPs earned the minimum wage, while three in 10 earned the Maryland living wage.²



79% of NCPs had a current support order, owing an average of **\$4,789** in one year

67%

Percent of current support collected

88%

Percent of NCPs with a payment

NCPs were ordered to pay **two fifths** of their earnings to current support

Current support as a percent of earnings

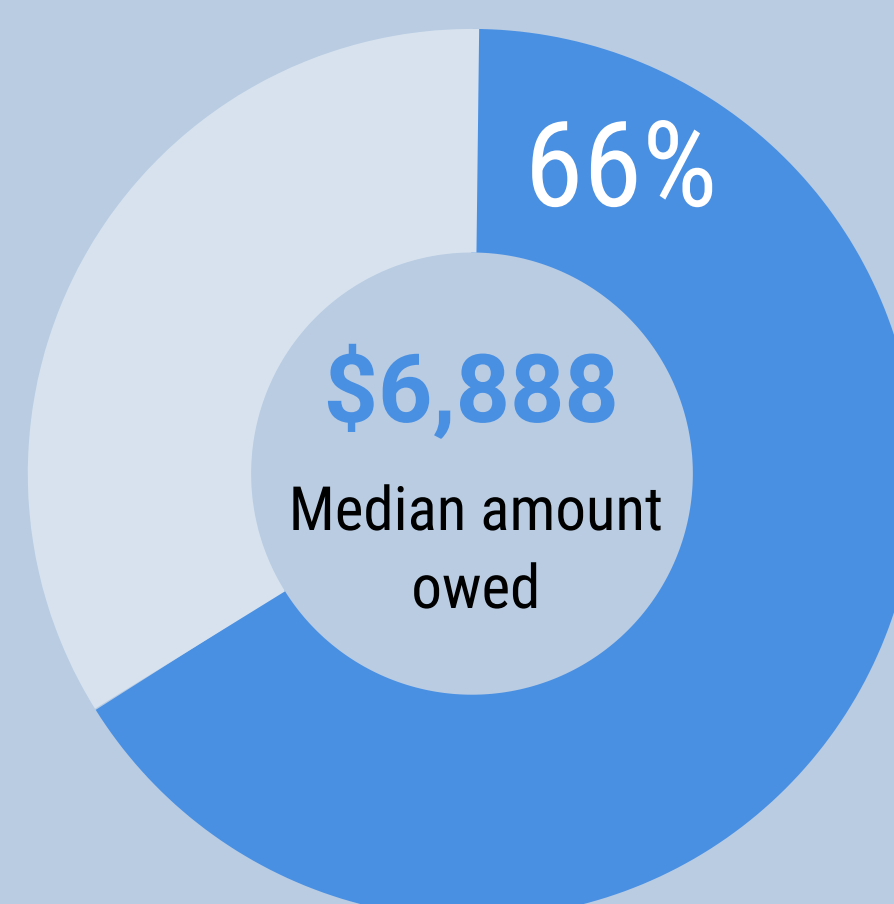
38%

Payment as a percent of earnings

20%

They paid **one fifth** of their earnings to current support

Two in three NCPs owed arrears



Seven in 10 made an arrears payment

72%

Kent County

Effects of Earnings on NCP Payment Compliance

Full-Time Minimum Wage or Less
\$18,200 or Less

\$6,154
Actual Median Annual Earnings

<p>89% are men</p> <p>36 years was the average age</p>	<p>73% are African American</p> <p>72% received Food Supplement benefits</p>
--	--

1 child support case
2 children
39% were associated with a TCA case

\$3,526 was due in one year (average)

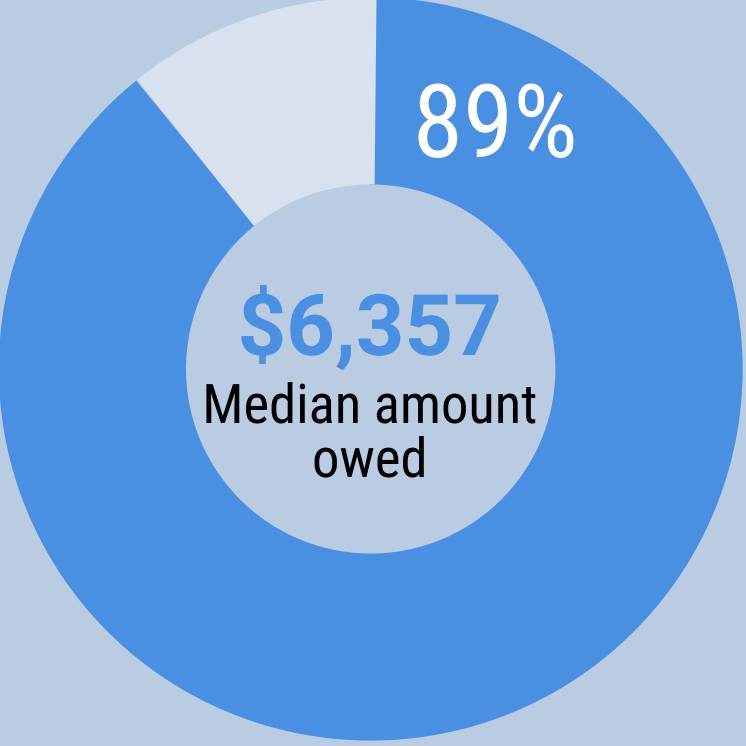
<p>40%</p>	<p>Percent of current support collected</p>
<p>91%</p>	<p>Percent of NCPs with a payment</p>

NCPs were ordered to pay **three fifths** of their earnings to current support

<p>Current support as a percent of earnings</p> <p>61%</p>	<p>Payment as a percent of earnings</p> <p>26%</p>
---	---

They paid **one quarter** of their earnings to current support

Nine in 10 NCPs owed arrears



78%

Four in five made an arrears payment

Maryland Living Wage or More
\$30,410 or more

\$46,683
Actual Median Annual Earnings

<p>95% are men</p> <p>40 years was the average age</p>	<p>70% are Caucasian</p> <p>14% received Food Supplement benefits</p>
--	---

1 child support case
2 children
7% were associated with a TCA case

\$7,038 was due in one year (average)

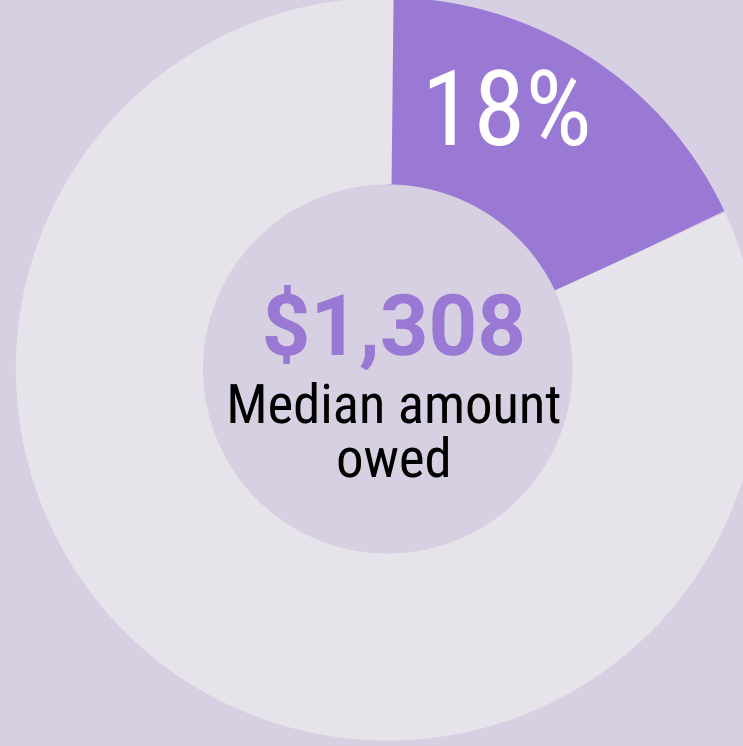
<p>95%</p>	<p>Percent of current support collected</p>
<p>100%</p>	<p>Percent of NCPs with a payment</p>

NCPs were ordered to pay **one tenth** of their earnings to current support

<p>Current support as a percent of earnings</p> <p>13%</p>	<p>Payment as a percent of earnings</p> <p>12%</p>
---	---

They paid **one tenth** of their earnings to current support

One in five NCPs owed arrears



90%

Nine in 10 made an arrears payment

Data are based on a sample of 156 noncustodial parents (NCPs) who had an active child support case in July 2017 and were employed in a job covered in Maryland by Unemployment Insurance between July 2016 and June 2017.

Full-time minimum wage is based on the prevailing minimum in 2017 (\$8.75 per hour; \$18,200 annually). Maryland living wage is based on market-rate costs of basic necessities (\$30,410 annually) (<http://livingwage.mit.edu/states/24>).

Montgomery County

2017 Snapshot of Noncustodial Parents

15,688

NCPs with a Case

9%

of the July 2017 Caseload

95%

are men

54%

are African American

43 years

was the average age

12%

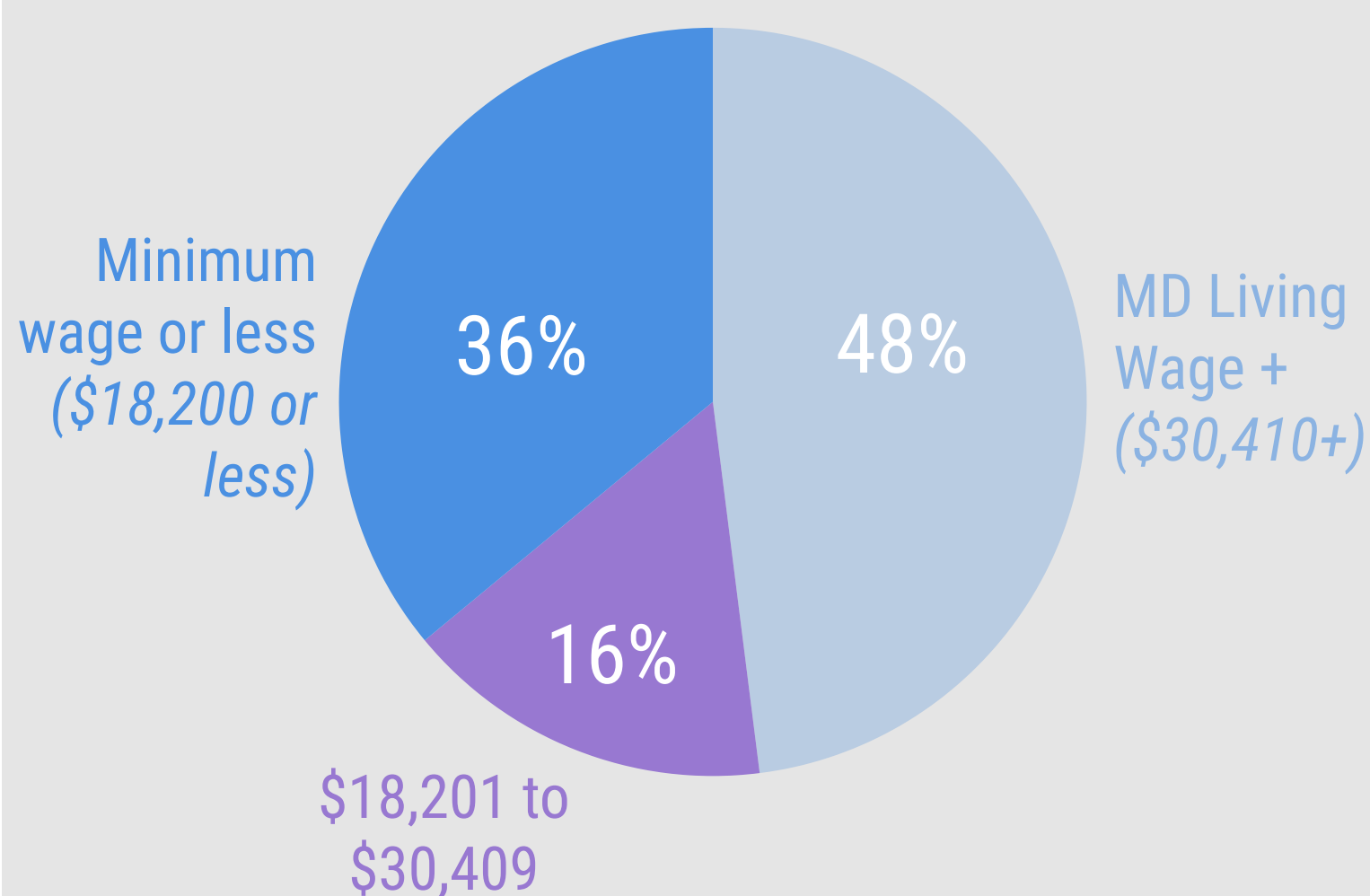
received Food Supplement benefits

1 child support case

2 children

14% were associated with a TCA case

42% of NCPs were employed and earned a median of **\$27,685**.¹ One in three NCPs earned the minimum wage, while half earned the Maryland living wage.²



76% of NCPs had a current support order, owing an average of **\$6,254** in one year

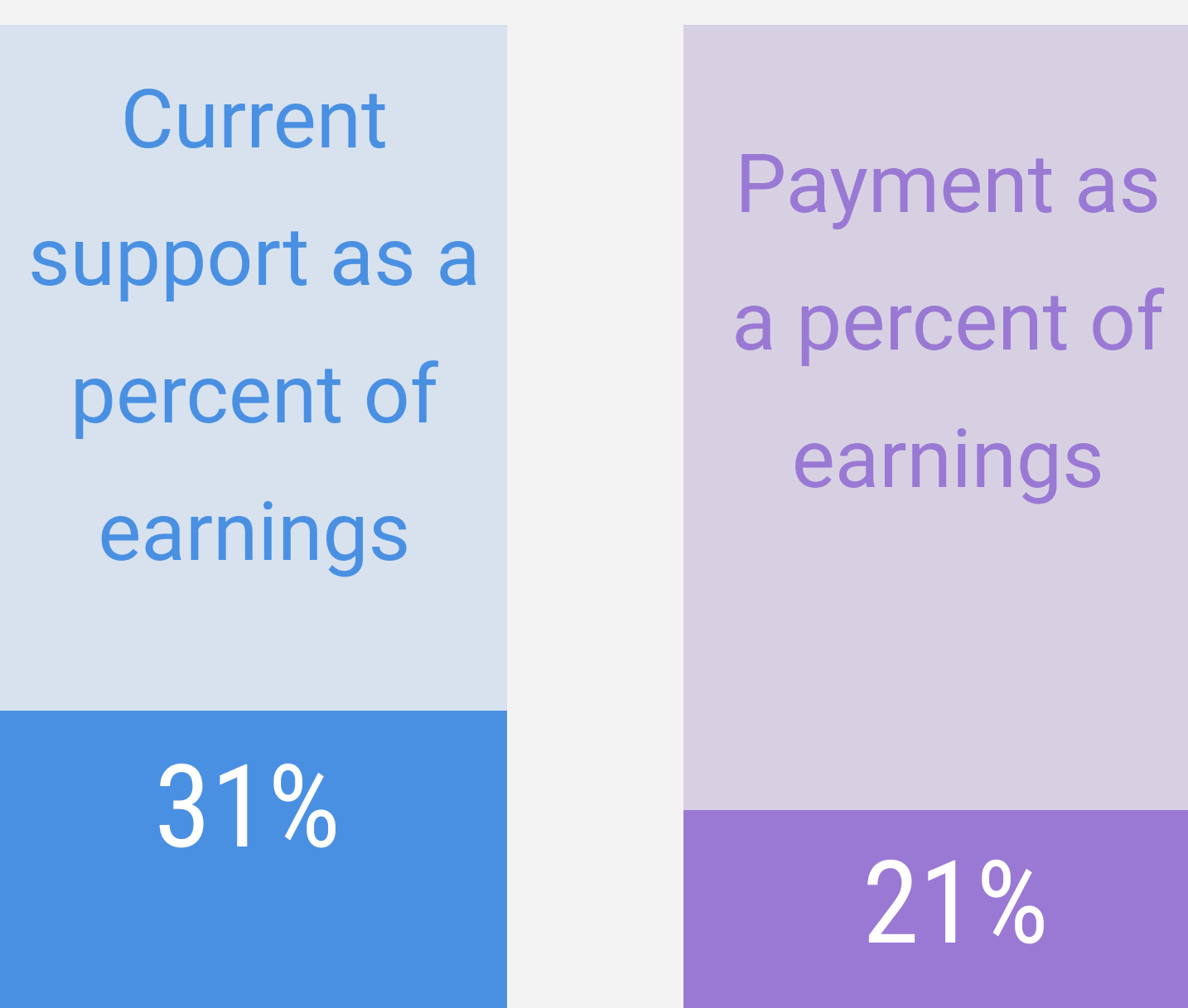
71%

Percent of current support collected

87%

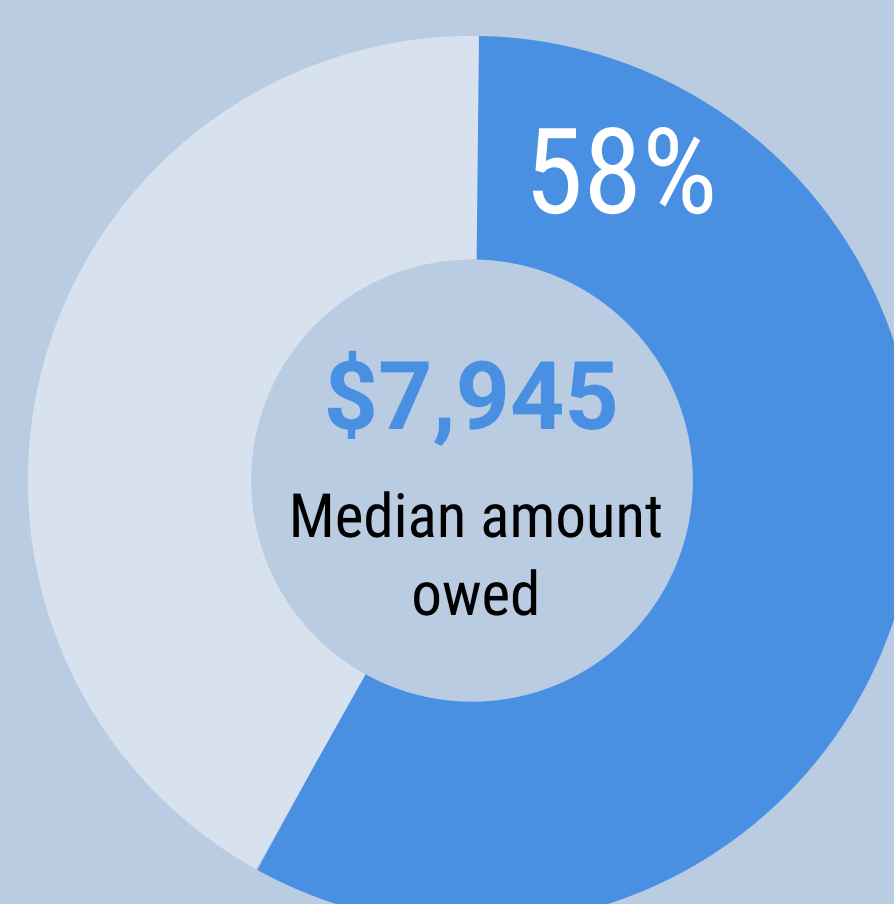
Percent of NCPs with a payment

NCPs were ordered to pay **three tenths** of their earnings to current support



They paid **one fifth** of their earnings to current support

Three in five NCPs owed arrears



70%

Seven in 10 made an arrears payment

Montgomery County

Effects of Earnings on NCP Payment Compliance

Full-Time Minimum Wage or Less

\$18,200 or Less

\$5,306

Actual Median Annual Earnings

94%

are men

67%

are African American

39 years

was the average age

27%

received Food Supplement benefits

1 child support case

2 children

24% were associated with a TCA case

\$4,918 was due in one year (average)

47%

Percent of current support collected

94%

Percent of NCPs with a payment

NCPs were ordered to pay **two thirds** of their earnings to current support

Current support as a percent of earnings

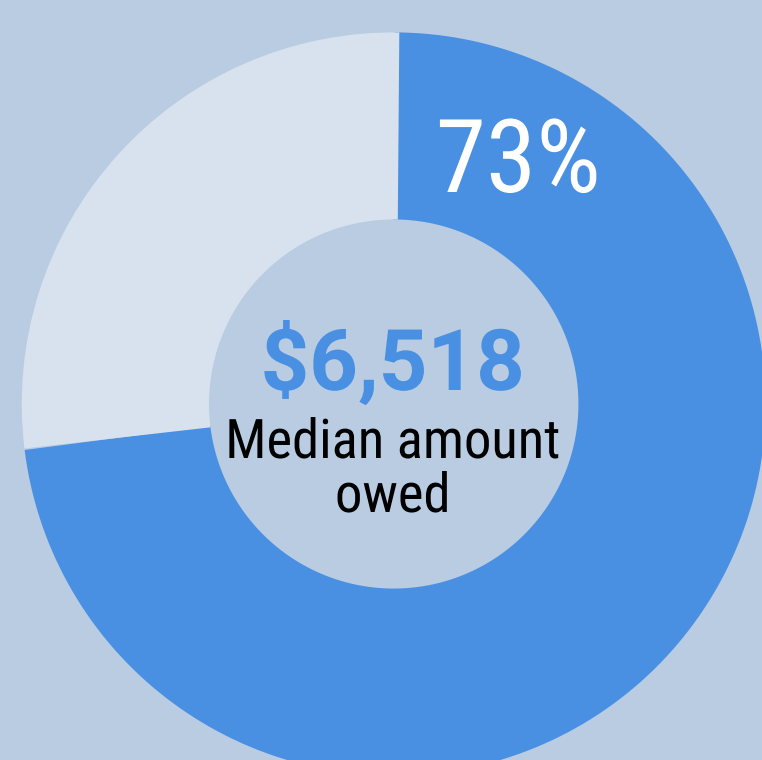
63%

Payment as a percent of earnings

37%

They paid over **one third** of their earnings to current support

Three quarters of NCPs owed arrears



76%

Three quarters made an arrears payment

Maryland Living Wage or More

\$30,410 or more

\$57,191

Actual Median Annual Earnings

97%

are men

45%

are African American

43 years

was the average age

3%

received Food Supplement benefits

1 child support case

1 child

5% were associated with a TCA case

\$7,631 was due in one year (average)

92%

Percent of current support collected

99%

Percent of NCPs with a payment

NCPs were ordered to pay **one tenth** of their earnings to current support

Current support as a percent of earnings

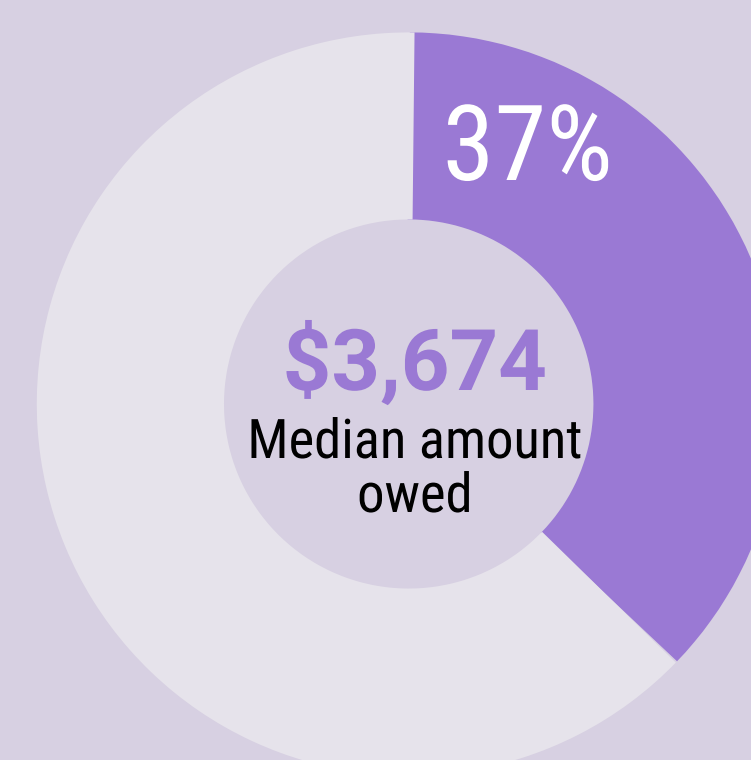
12%

Payment as a percent of earnings

11%

They paid **one tenth** of their earnings to current support

Over **one in three** NCPs owed arrears



93%

Nine in 10 made an arrears payment

Data are based on a sample of 354 noncustodial parents (NCPs) who had an active child support case in July 2017 and were employed in a job covered in Maryland by Unemployment Insurance between July 2016 and June 2017.

Full-time minimum wage is based on the prevailing minimum in 2017 (\$8.75 per hour; \$18,200 annually). Maryland living wage is based on market-rate costs of basic necessities (\$30,410 annually) (<http://livingwage.mit.edu/states/24>).

Prince George's County

2017 Snapshot of Noncustodial Parents

32,735

NCPs with a Case

19%

of the July 2017 Caseload

94%

are men

87%

are African American

42 years

was the average age

11%

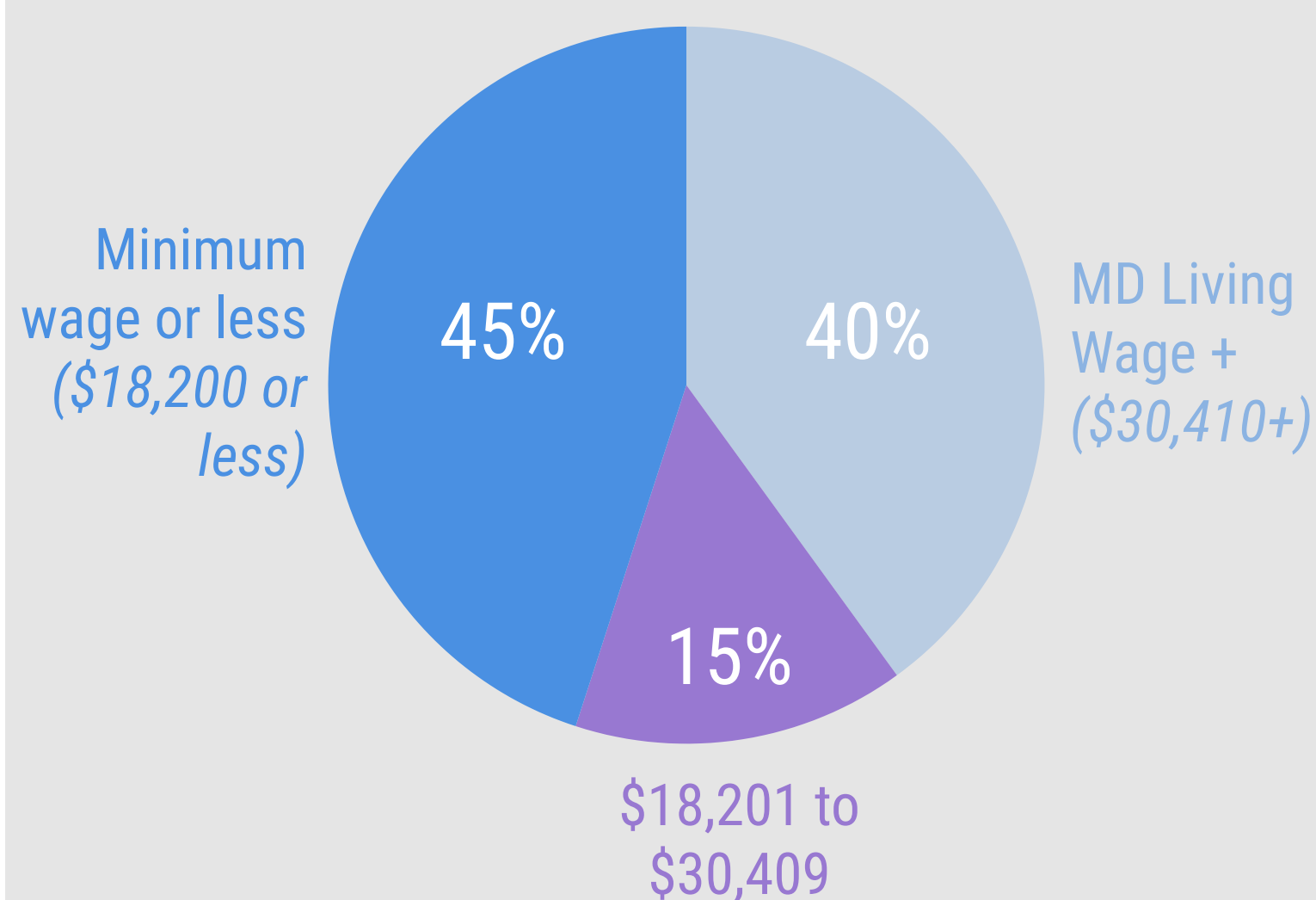
received Food Supplement benefits

1 child support case

1 child

12% were associated with a TCA case

41% of NCPs were employed and earned a median of **\$21,056**.¹ NCPs' earnings were almost evenly split between the minimum wage and the Maryland living wage.²



66% of NCPs had a current support order, owing an average of **\$6,111** in one year

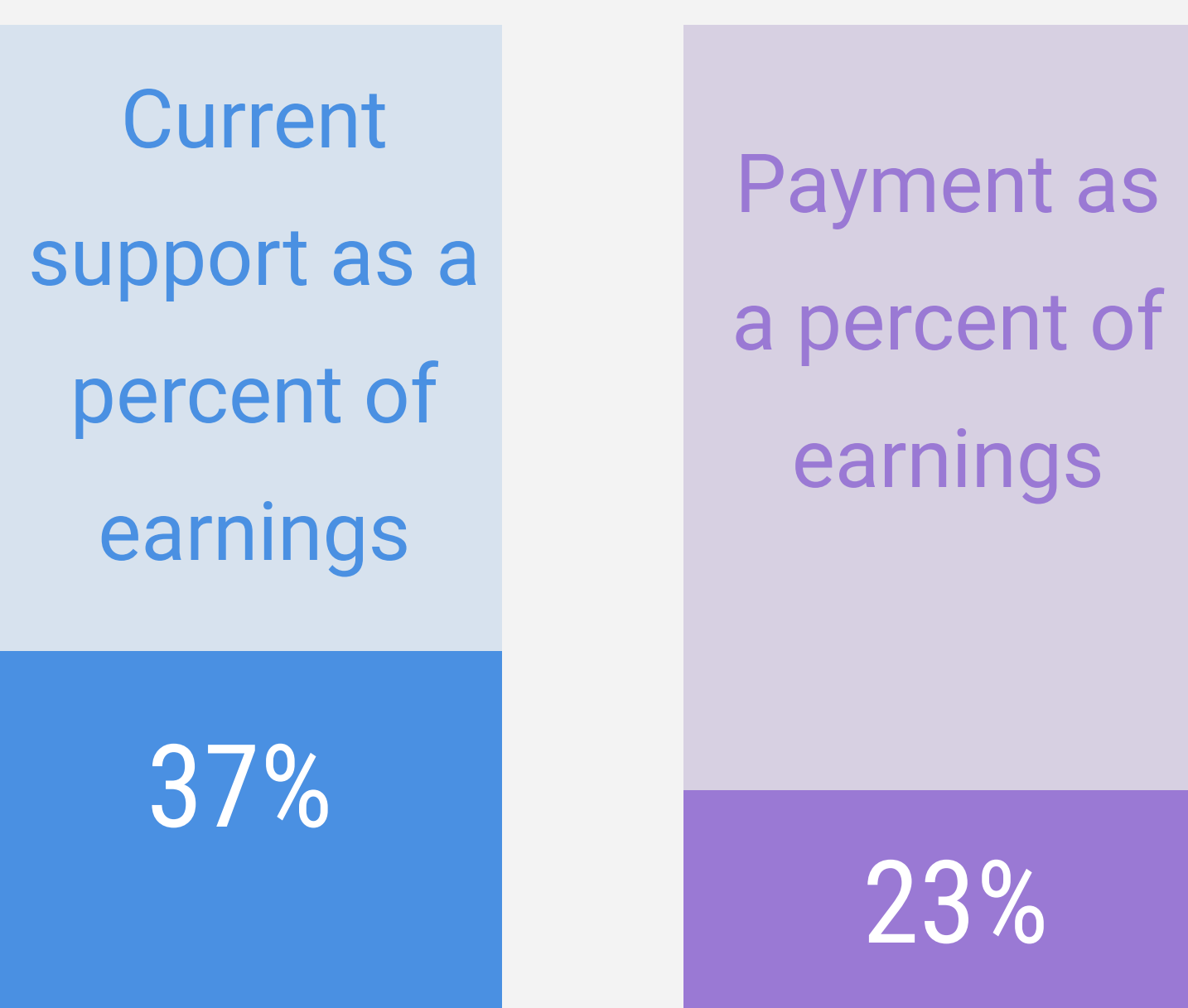
71%

Percent of current support collected

87%

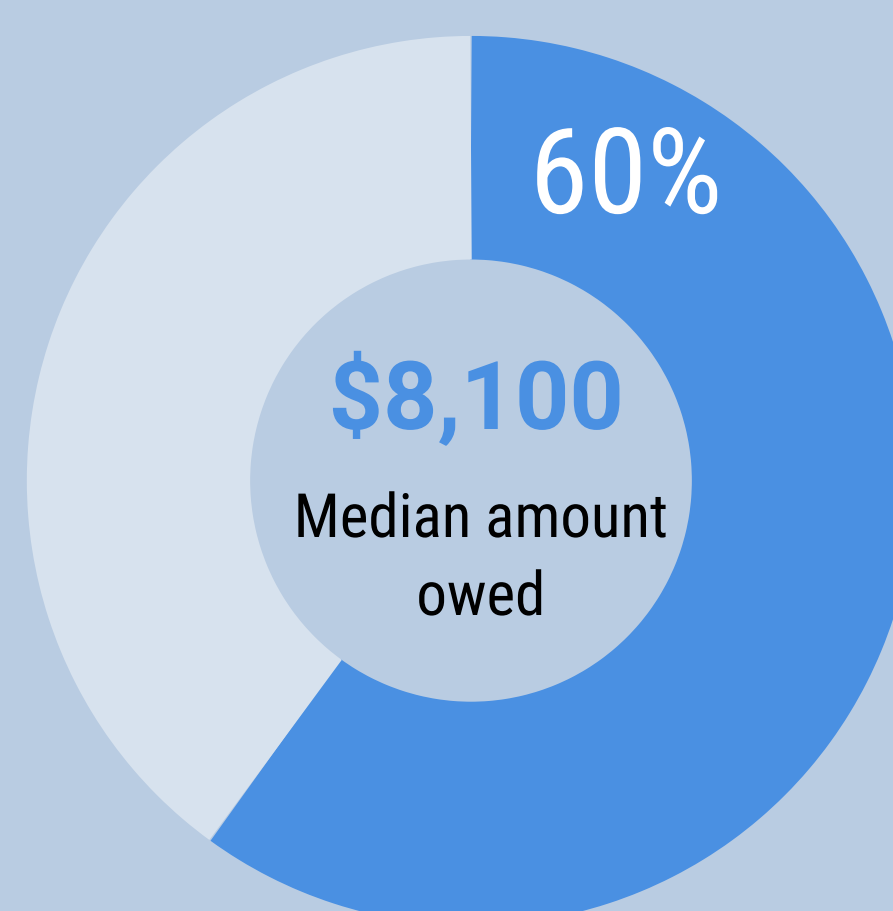
Percent of NCPs with a payment

NCPs were ordered to pay more than **one third** of their earnings to current support



They paid **one quarter** of their earnings to current support

Three in five NCPs owed arrears



77%

Three quarters made an arrears payment

Prince George's County

Effects of Earnings on NCP Payment Compliance

Full-Time Minimum Wage or Less

\$18,200 or Less

\$5,477

Actual Median Annual Earnings

94%

are men

91%

are African American

38 years

was the average age

23%

received Food Supplement benefits

1 child support case

2 children

15% were associated with a TCA case

\$4,926 was due in one year (average)

49%

Percent of current support collected

91%

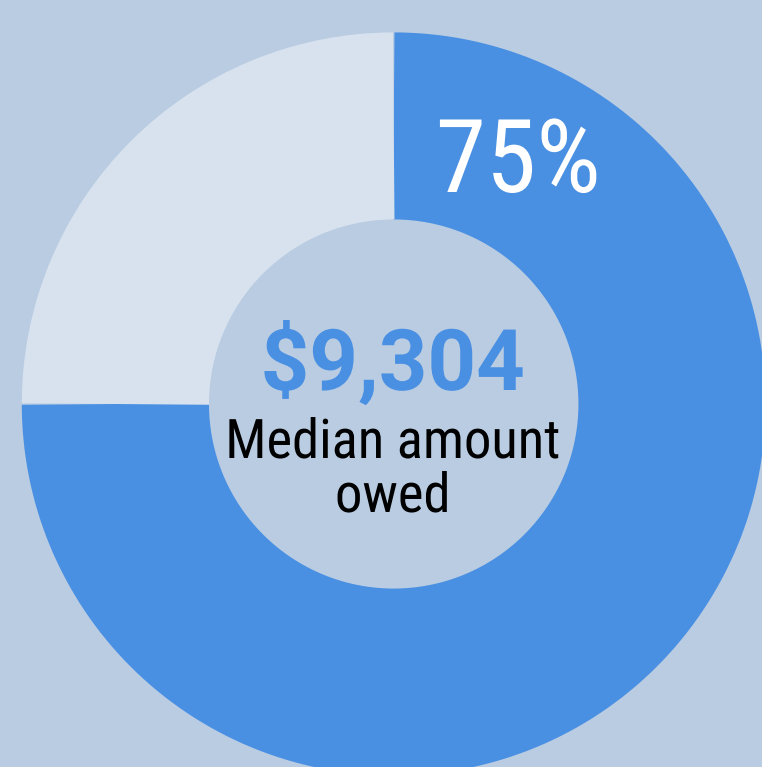
Percent of NCPs with a payment

NCPs were ordered to pay **two thirds** of their earnings to current support



They paid **one third** of their earnings to current support

Three quarters of NCPs owed arrears



83%

Four in five made an arrears payment

Maryland Living Wage or More

\$30,410 or more

\$50,917

Actual Median Annual Earnings

96%

are men

81%

are African American

43 years

was the average age

4%

received Food Supplement benefits

1 child support case

2 children

5% were associated with a TCA case

\$8,262 was due in one year (average)

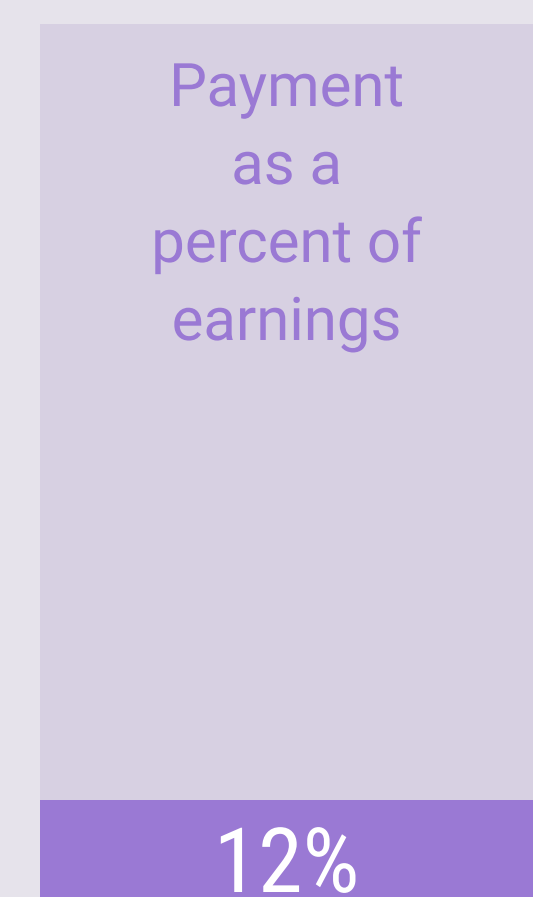
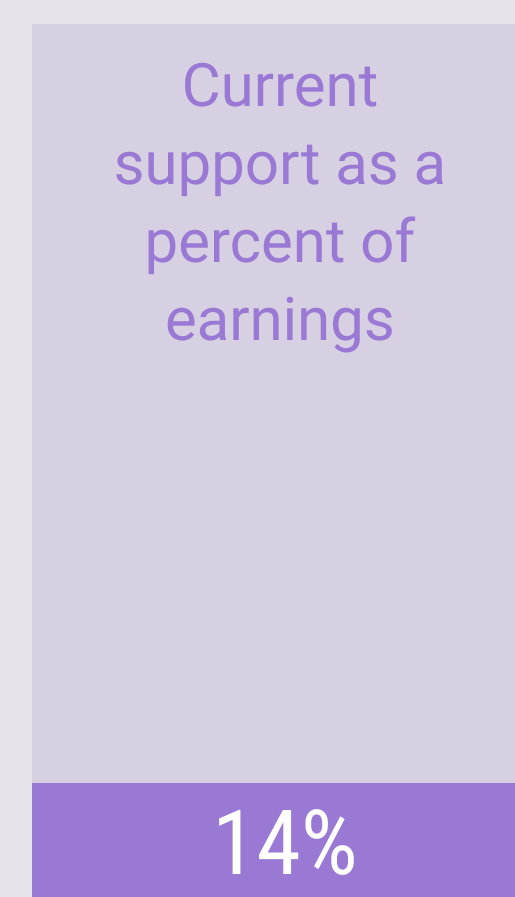
88%

Percent of current support collected

100%

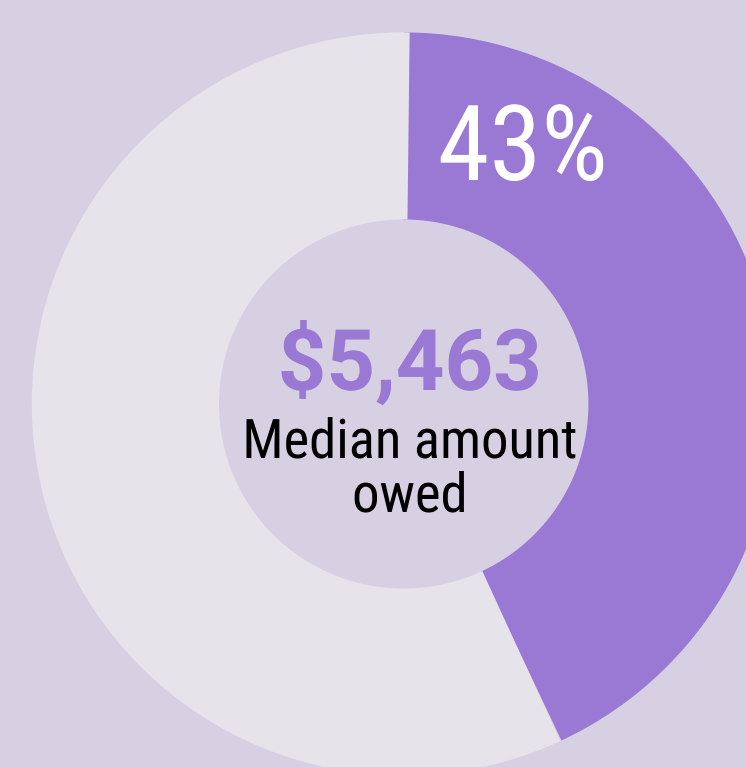
Percent of NCPs with a payment

NCPs were ordered to pay over **one tenth** of their earnings to current support



They paid **one tenth** of their earnings to current support

Two in five NCPs owed arrears



90%

Nine in 10 made an arrears payment

Data are based on a sample of 355 noncustodial parents (NCPs) who had an active child support case in July 2017 and were employed in a job covered in Maryland by Unemployment Insurance between July 2016 and June 2017.

Full-time minimum wage is based on the prevailing minimum in 2017 (\$8.75 per hour; \$18,200 annually). Maryland living wage is based on market-rate costs of basic necessities (\$30,410 annually) (<http://livingwage.mit.edu/states/24>).

Queen Anne's County

2017 Snapshot of Noncustodial Parents

1,005

NCPs with a Case

1%

of the July 2017 Caseload

90%

are men

67%

are Caucasian

41 years

was the average age

28%

received Food Supplement benefits

1

child support case

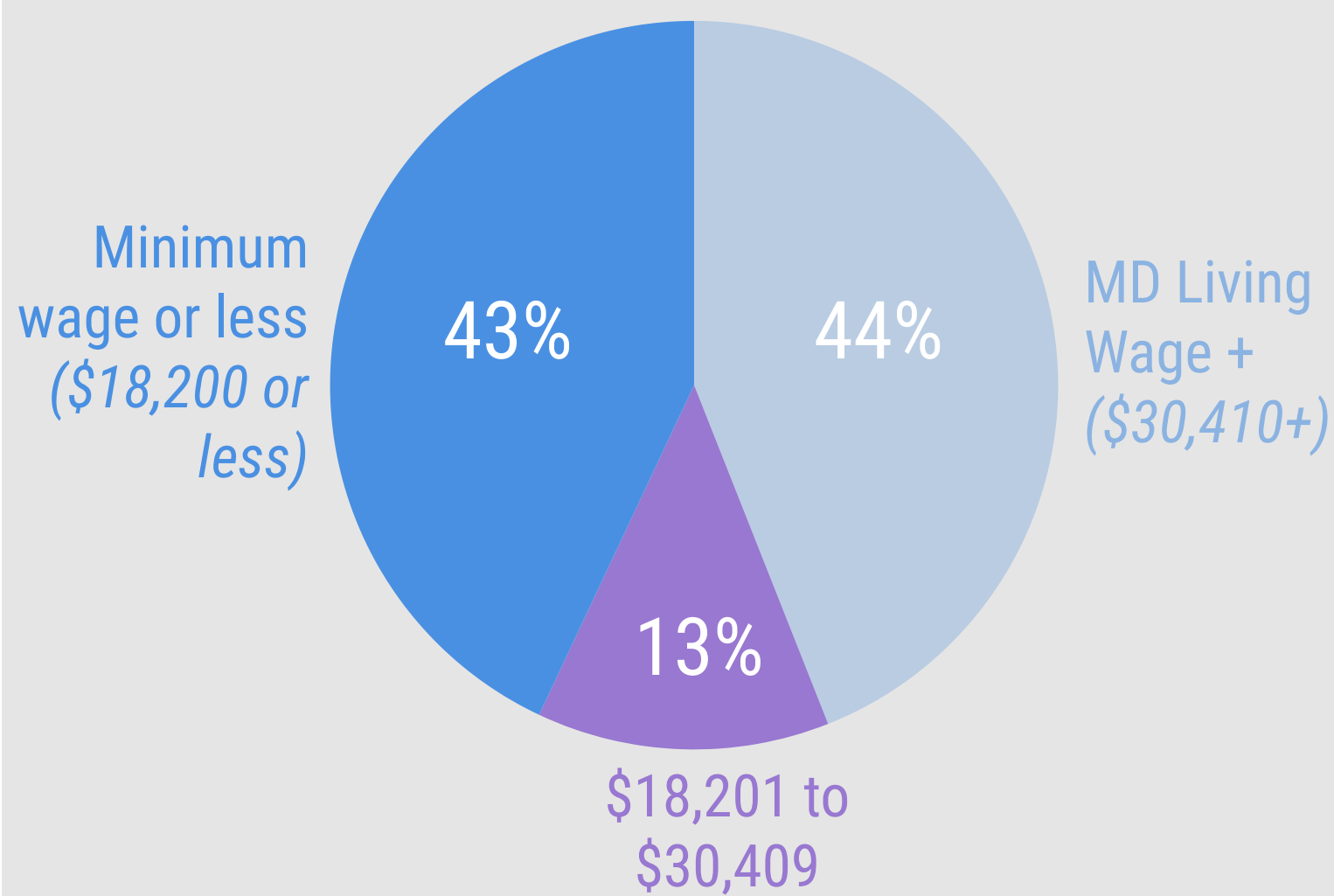
1

child

24%

were associated with a TCA case

53% of NCPs were employed and earned a median of **\$24,855**.¹ NCPs' earnings were evenly split between the minimum wage and the Maryland living wage.²



83% of NCPs had a current support order, owing an average of **\$6,129** in one year

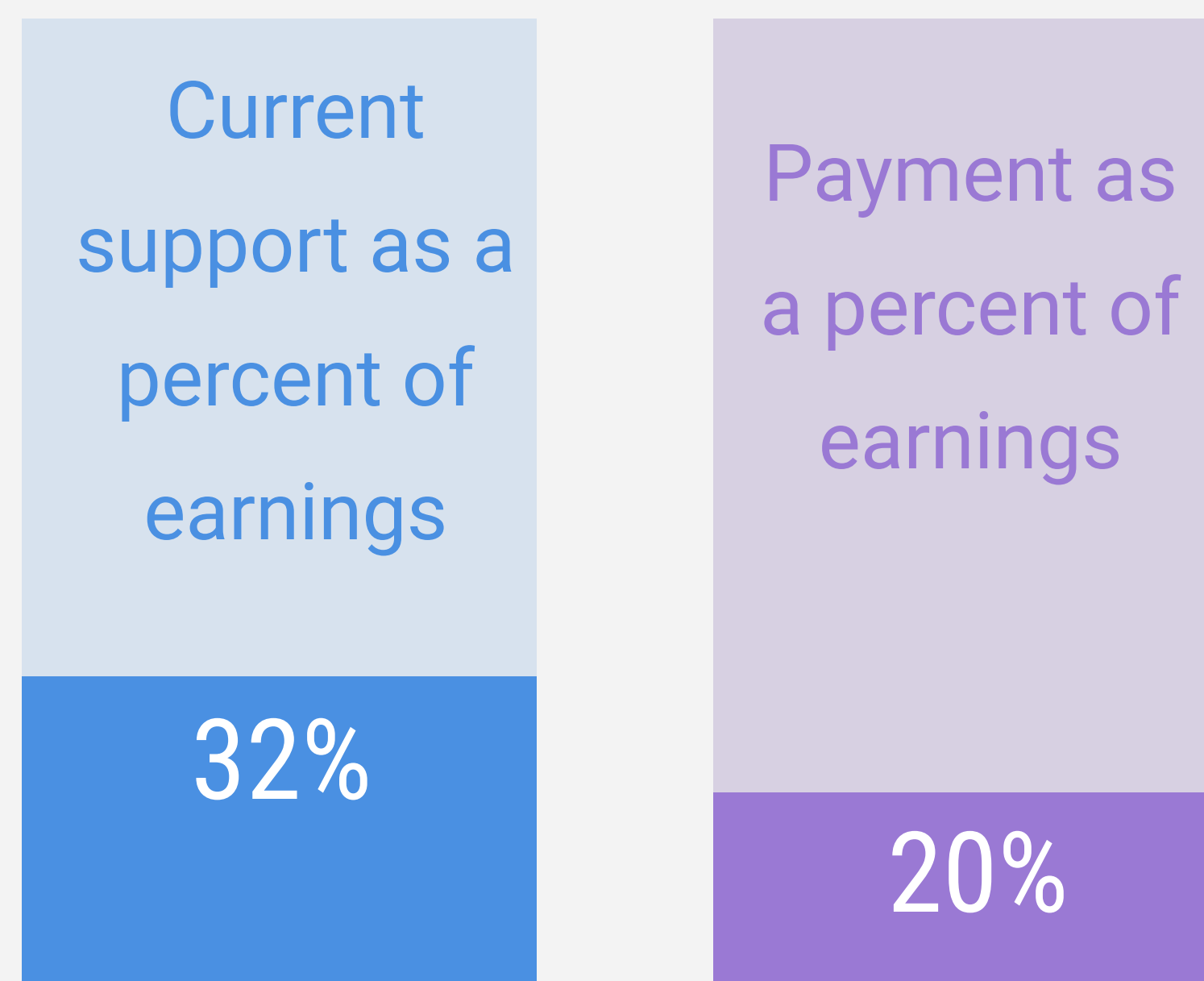
69%

Percent of current support collected

89%

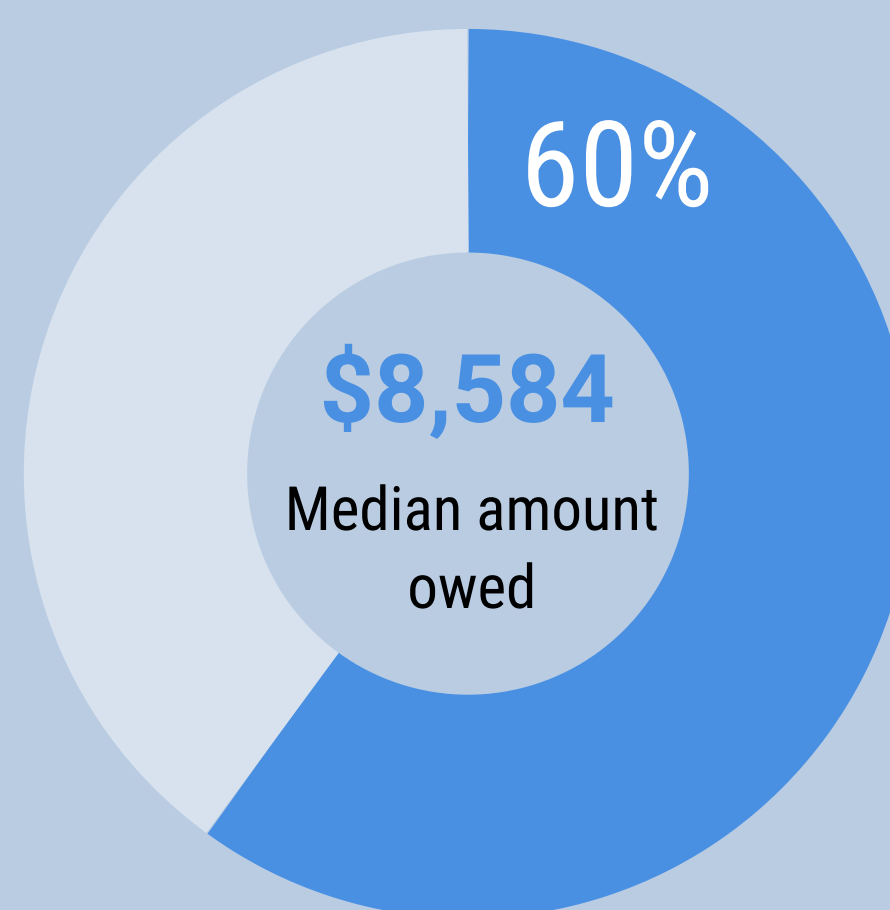
Percent of NCPs with a payment

NCPs were ordered to pay **one third** of their earnings to current support



They paid **one fifth** of their earnings to current support

Three in five NCPs owed arrears



74%

Three quarters made an arrears payment

Queen Anne's County

Effects of Earnings on NCP Payment Compliance

Full-Time Minimum Wage or Less

\$18,200 or Less

\$6,637

Actual Median Annual Earnings

89%

are men

53%

are African American

37 years

was the average age

55%

received Food Supplement benefits

1 child support case

2 children

33% were associated with a TCA case

\$4,915 was due in one year (average)

50%

Percent of current support collected

94%

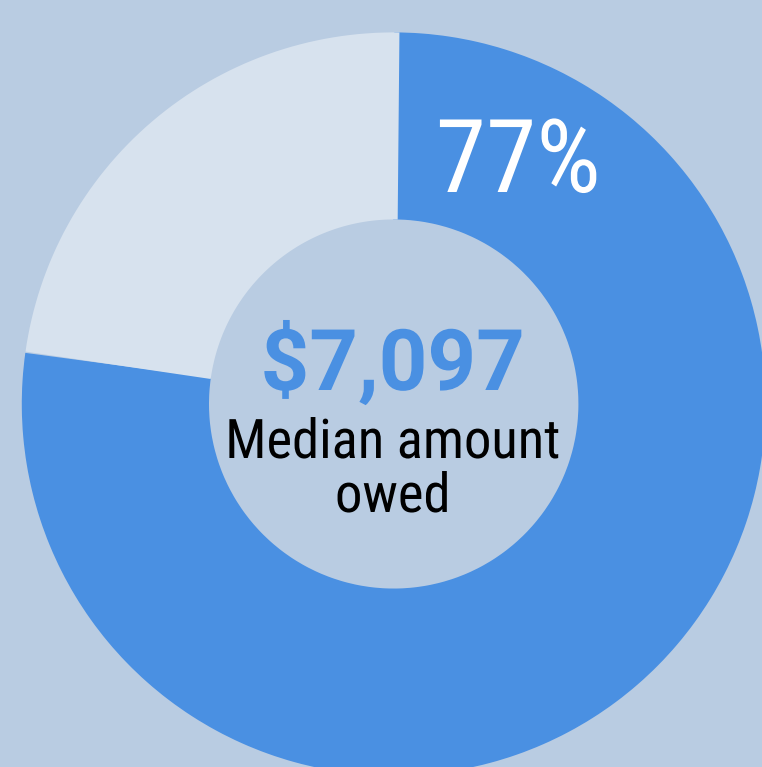
Percent of NCPs with a payment

NCPs were ordered to pay **three fifths** of their earnings to current support



They paid **three tenths** of their earnings to current support

Three quarters of NCPs owed arrears



81%

Four in five made an arrears payment

Maryland Living Wage or More

\$30,410 or more

\$53,777

Actual Median Annual Earnings

93%

are men

82%

are Caucasian

42 years

was the average age

7%

received Food Supplement benefits

1 child support case

2 children

11% were associated with a TCA case

\$8,168 was due in one year (average)

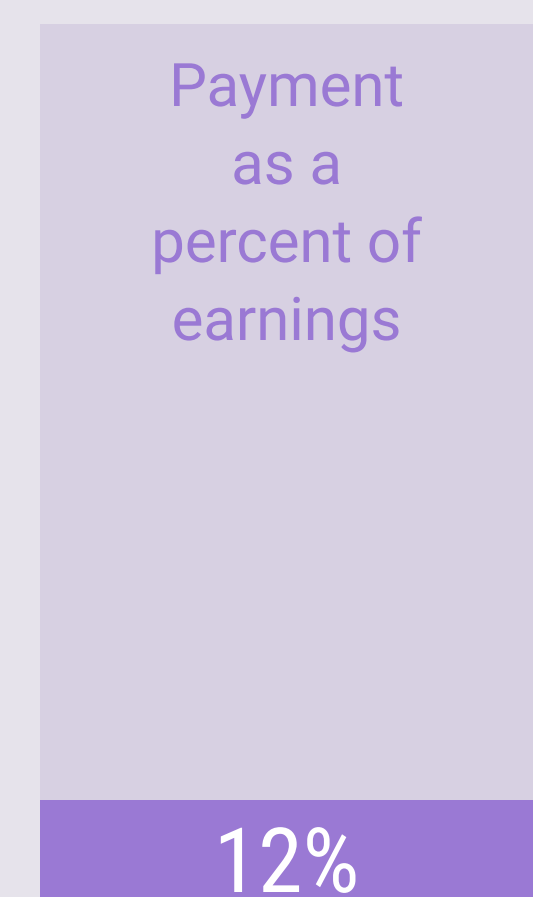
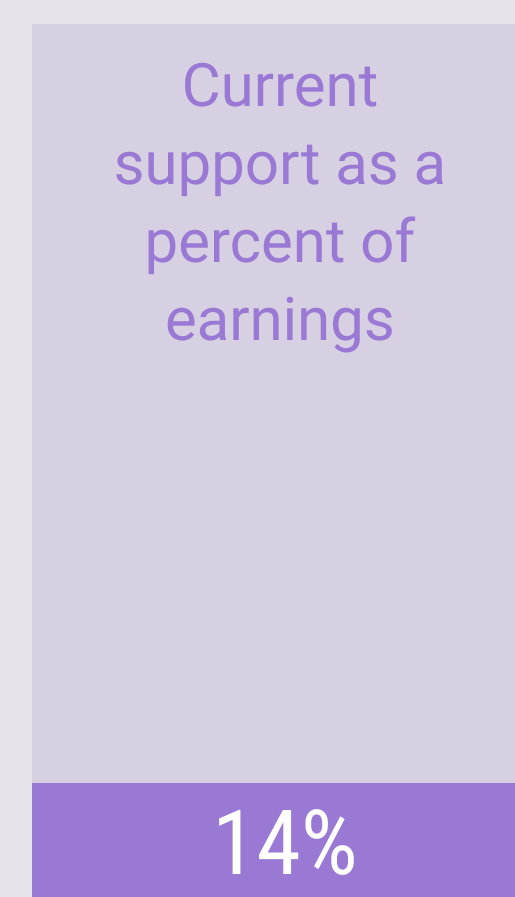
89%

Percent of current support collected

98%

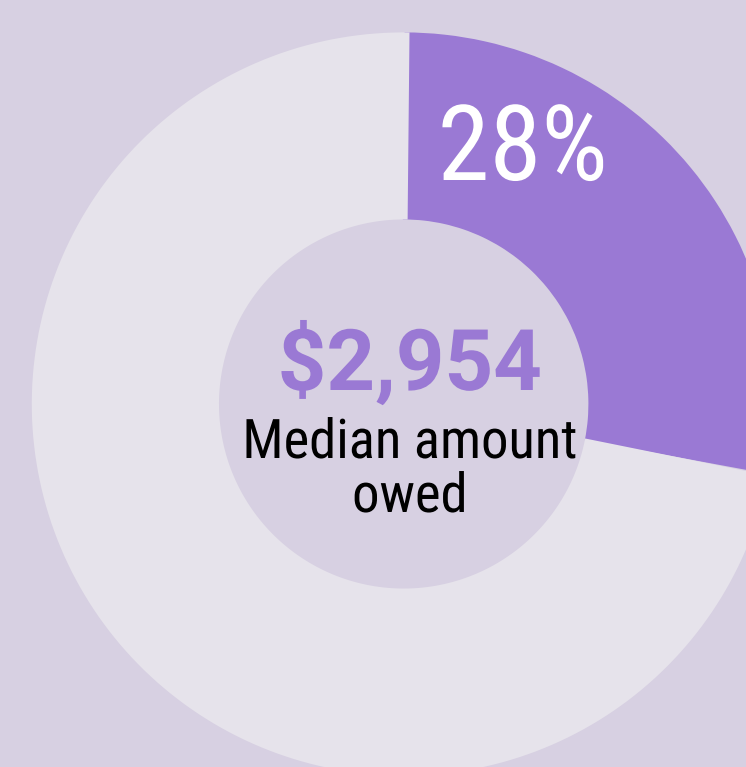
Percent of NCPs with a payment

NCPs were ordered to pay over **one tenth** of their earnings to current support



They paid **one tenth** of their earnings to current support

Three in 10 NCPs owed arrears



94%

More than nine in 10 made an arrears payment

Data are based on a sample of 237 noncustodial parents (NCPs) who had an active child support case in July 2017 and were employed in a job covered in Maryland by Unemployment Insurance between July 2016 and June 2017.

Full-time minimum wage is based on the prevailing minimum in 2017 (\$8.75 per hour; \$18,200 annually). Maryland living wage is based on market-rate costs of basic necessities (\$30,410 annually) (<http://livingwage.mit.edu/states/24>).

St. Mary's County

2017 Snapshot of Noncustodial Parents

3,973

NCPs with a Case

2%

of the July 2017 Caseload

88%

are men

49%

are African American

38 years

was the average age

33%

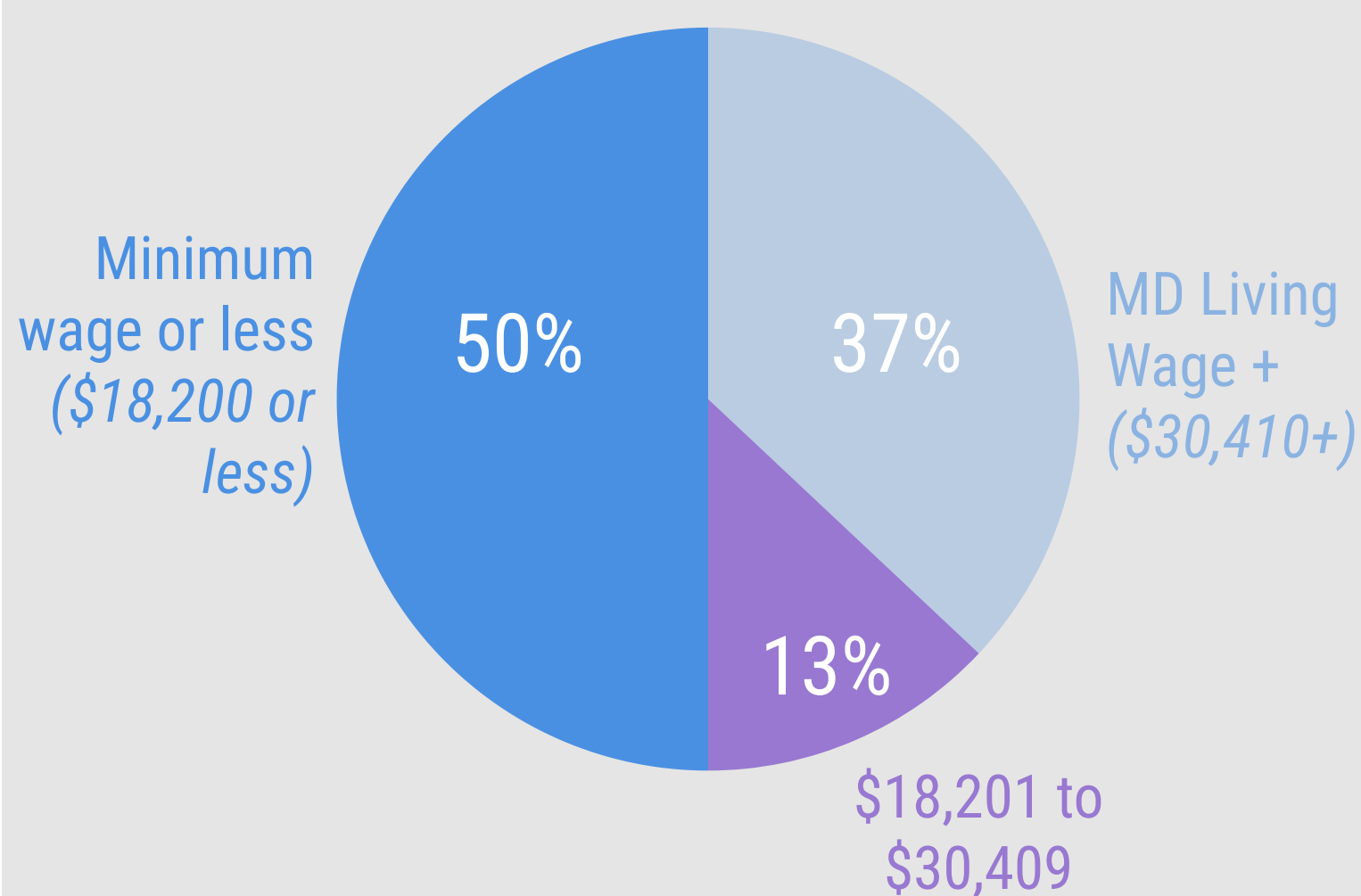
received Food Supplement benefits

1 child support case

2 children

30% were associated with a TCA case

47% of NCPs were employed and earned a median of **\$18,198**.¹ Half of NCPs earned the minimum wage, while more than one third earned the Maryland living wage.²



70% of NCPs had a current support order, owing an average of **\$5,366** in one year

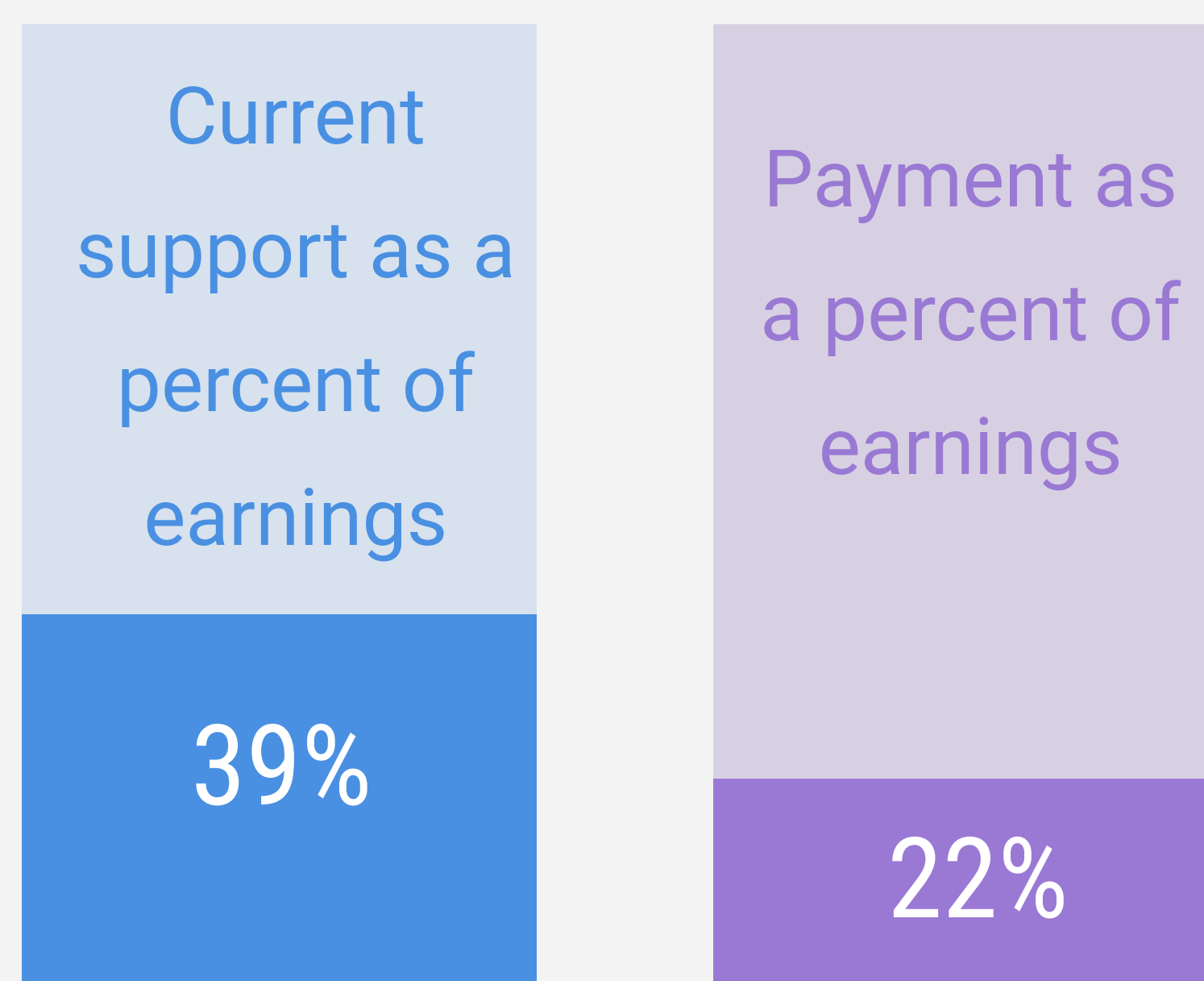
61%

Percent of current support collected

84%

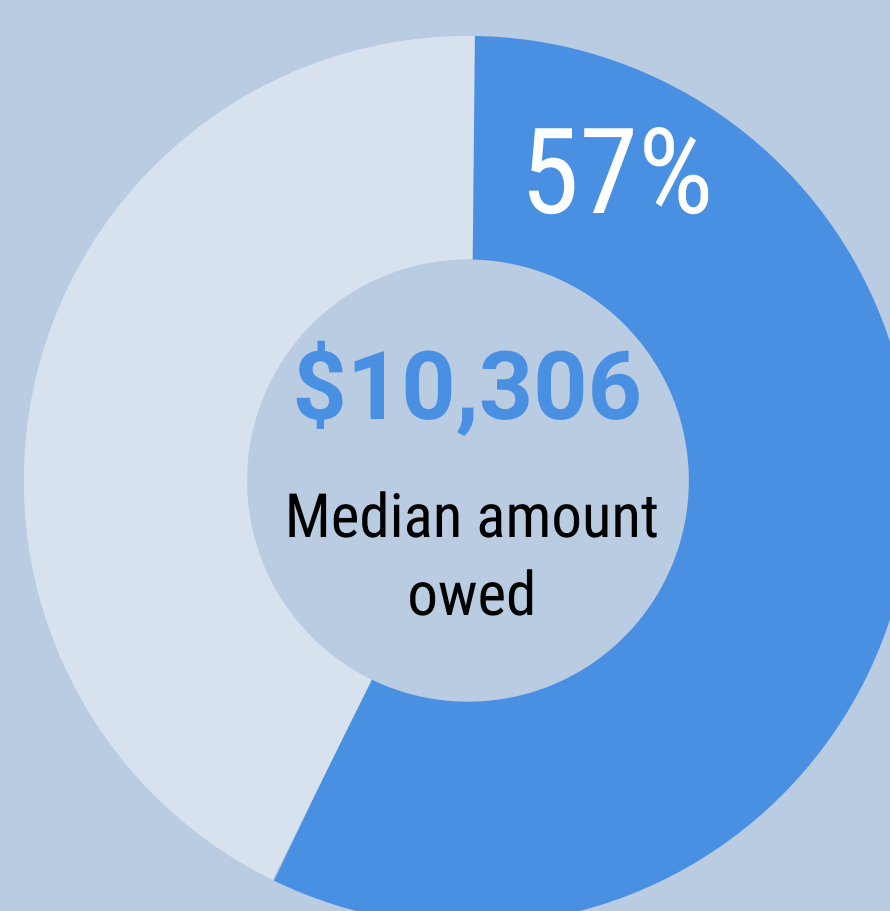
Percent of NCPs with a payment

NCPs were ordered to pay **two fifths** of their earnings to current support



They paid **one fifth** of their earnings to current support

Three in five NCPs owed arrears



65%

Two in three made an arrears payment

St. Mary's County

Effects of Earnings on NCP Payment Compliance

Full-Time Minimum Wage or Less

\$18,200 or Less

\$5,759

Actual Median Annual Earnings

87%

are men

67%

are African American

36 years

was the average age

57%

received Food Supplement benefits

2 child support cases

2 children

41% were associated with a TCA case

\$4,419 was due in one year (average)

35%

Percent of current support collected

86%

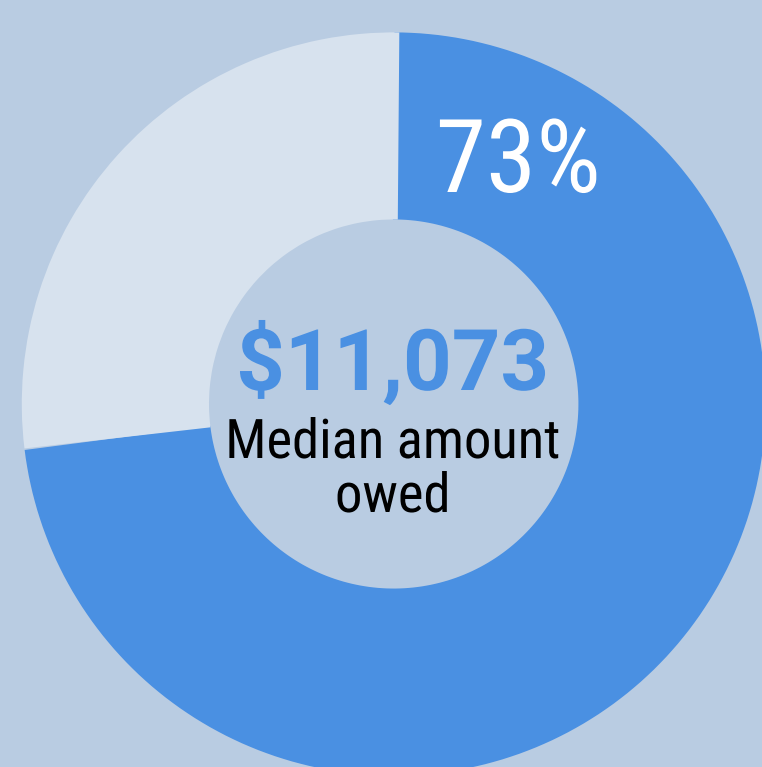
Percent of NCPs with a payment

NCPs were ordered to pay **two thirds** of their earnings to current support



They paid **one third** of their earnings to current support

Three quarters of NCPs owed arrears



68%

Two thirds made an arrears payment

Maryland Living Wage or More

\$30,410 or more

\$51,287

Actual Median Annual Earnings

94%

are men

60%

are Caucasian

39 years

was the average age

5%

received Food Supplement benefits

1 child support case

2 children

10% were associated with a TCA case

\$6,678 was due in one year (average)

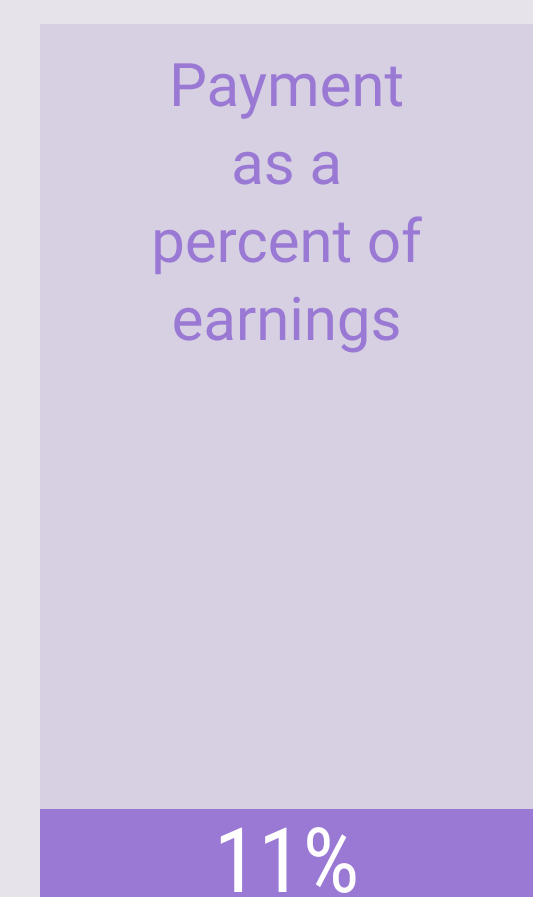
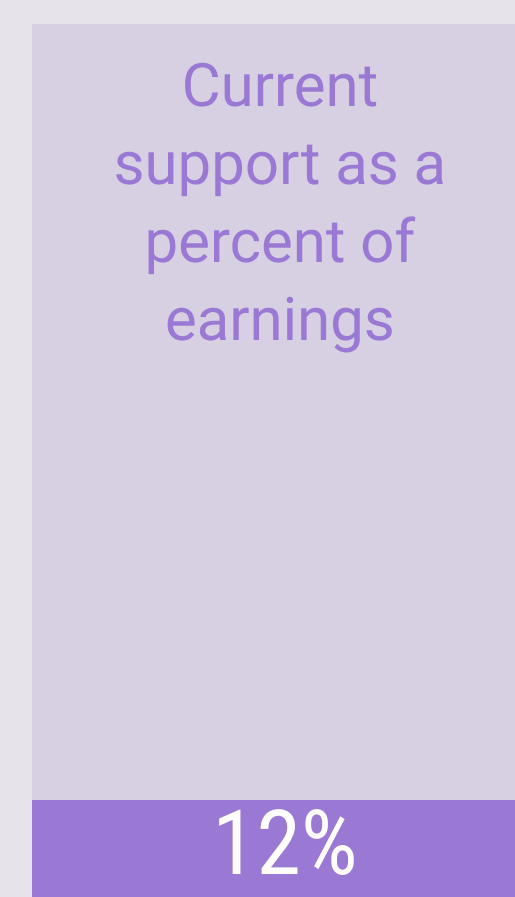
91%

Percent of current support collected

98%

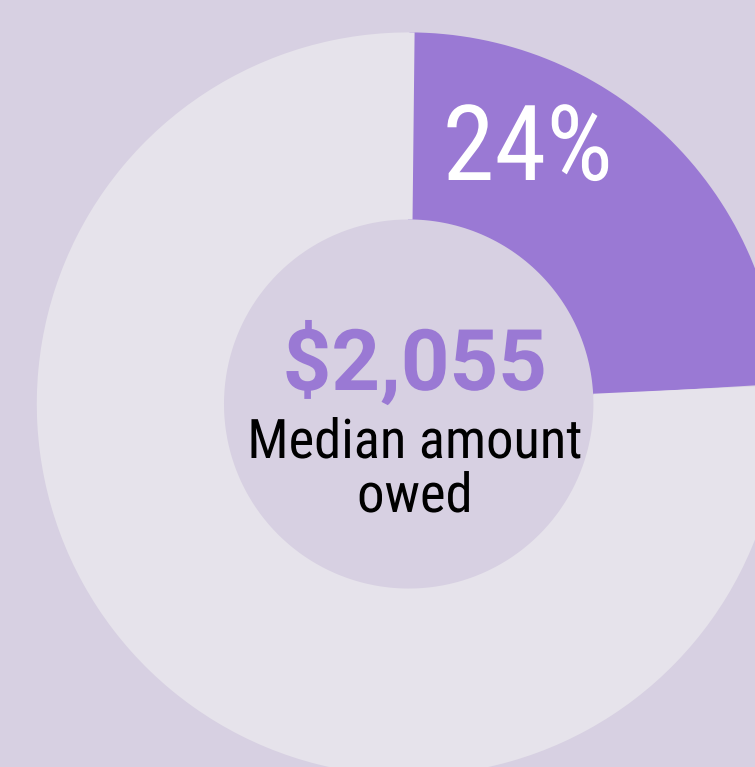
Percent of NCPs with a payment

NCPs were ordered to pay **one tenth** of their earnings to current support



They paid **one tenth** of their earnings to current support

One quarter of NCPs owed arrears



86%

Nearly **nine in 10** made an arrears payment

Data are based on a sample of 344 noncustodial parents (NCPs) who had an active child support case in July 2017 and were employed in a job covered in Maryland by Unemployment Insurance between July 2016 and June 2017.

Full-time minimum wage is based on the prevailing minimum in 2017 (\$8.75 per hour; \$18,200 annually). Maryland living wage is based on market-rate costs of basic necessities (\$30,410 annually) (<http://livingwage.mit.edu/states/24>).

Somerset County

2017 Snapshot of Noncustodial Parents

1,391

NCPs with a Case

1%

of the July 2017 Caseload

88%

are men

64%

are African American

38 years

was the average age

36%

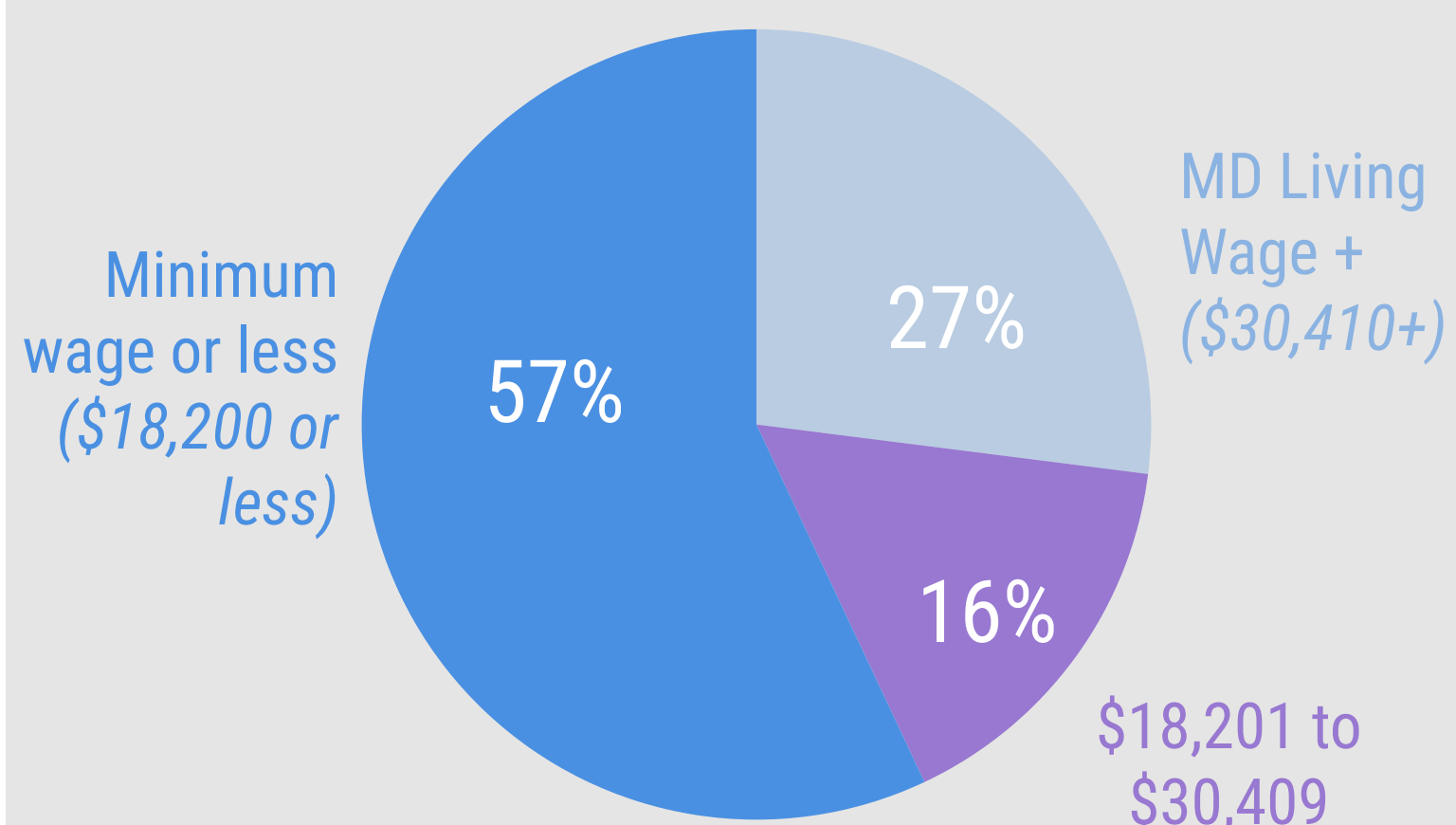
received Food Supplement benefits

1 child support case

2 children

39% were associated with a TCA case

50% of NCPs were employed and earned a median of **\$13,874**.¹ Over half of NCPs earned the minimum wage, while one quarter earned the Maryland living wage.²



72% of NCPs had a current support order, owing an average of **\$3,519** in one year

56%

Percent of current support collected

83%

Percent of NCPs with a payment

NCPs were ordered to pay more than **one third** of their earnings to current support

Current support as a percent of earnings

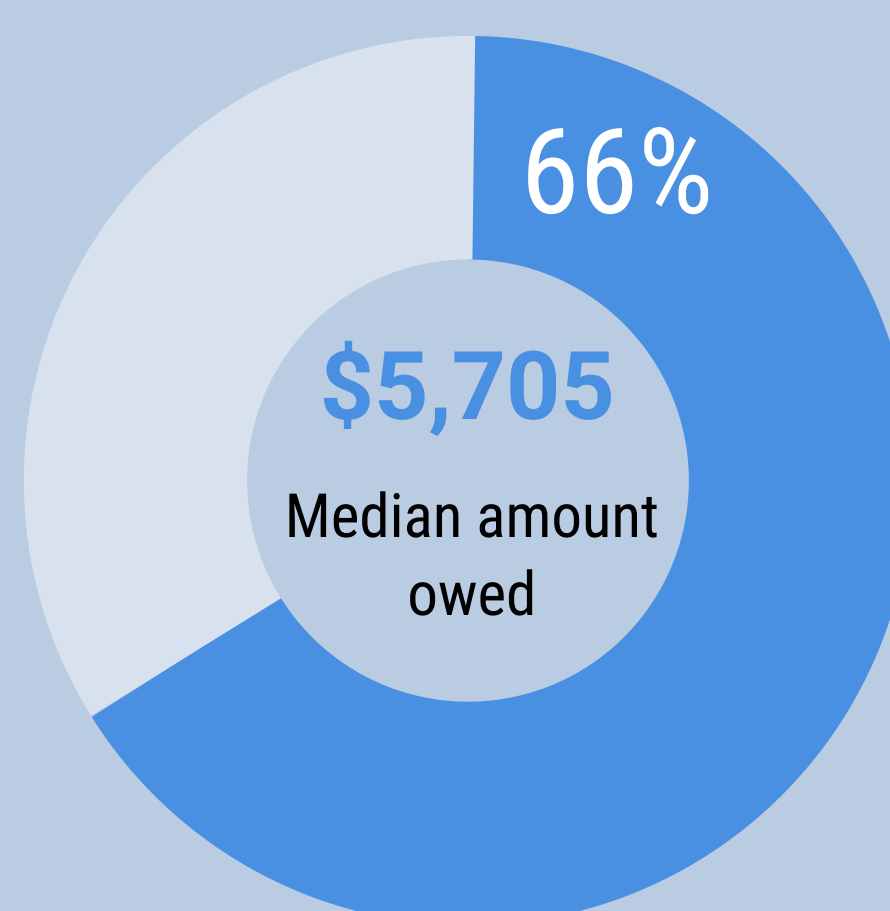
37%

Payment as a percent of earnings

16%

They paid less than **one fifth** of their earnings to current support

Two in three NCPs owed arrears



67%

Two in three made an arrears payment

Somerset County

Effects of Earnings on NCP Payment Compliance

Full-Time Minimum Wage or Less \$18,200 or Less

\$5,298

Actual Median Annual Earnings

88%

are men

77%

are African American

35 years

was the average age

65%

received Food Supplement benefits

2 child support cases

2 children

48% were associated with a TCA case

\$2,966 was due in one year (average)

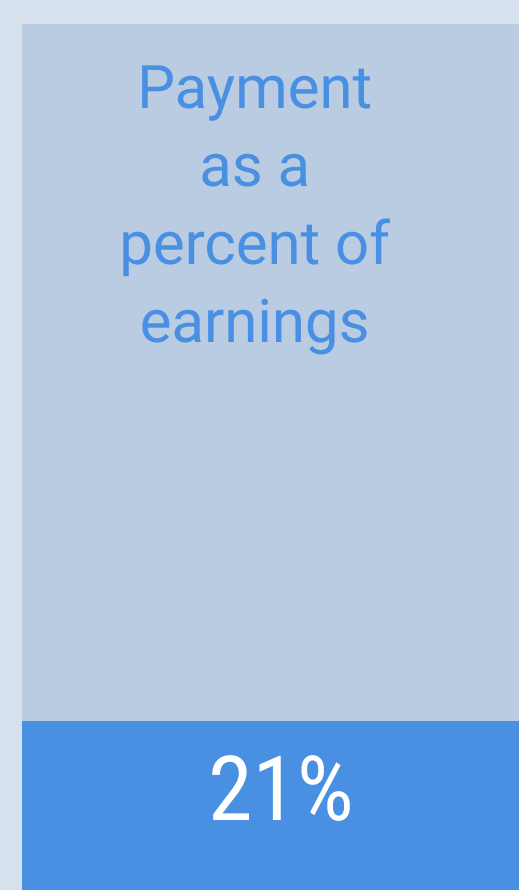
39%

Percent of current support collected

85%

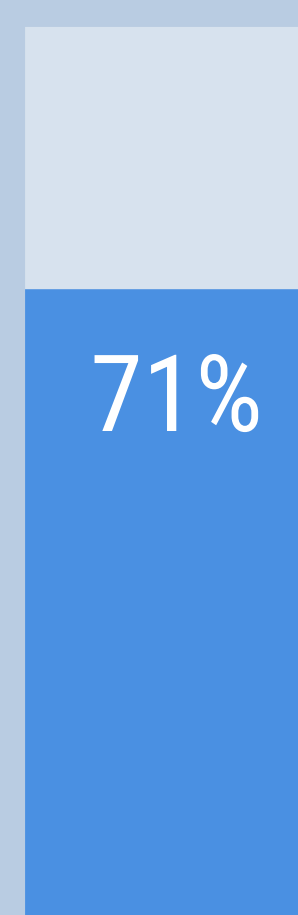
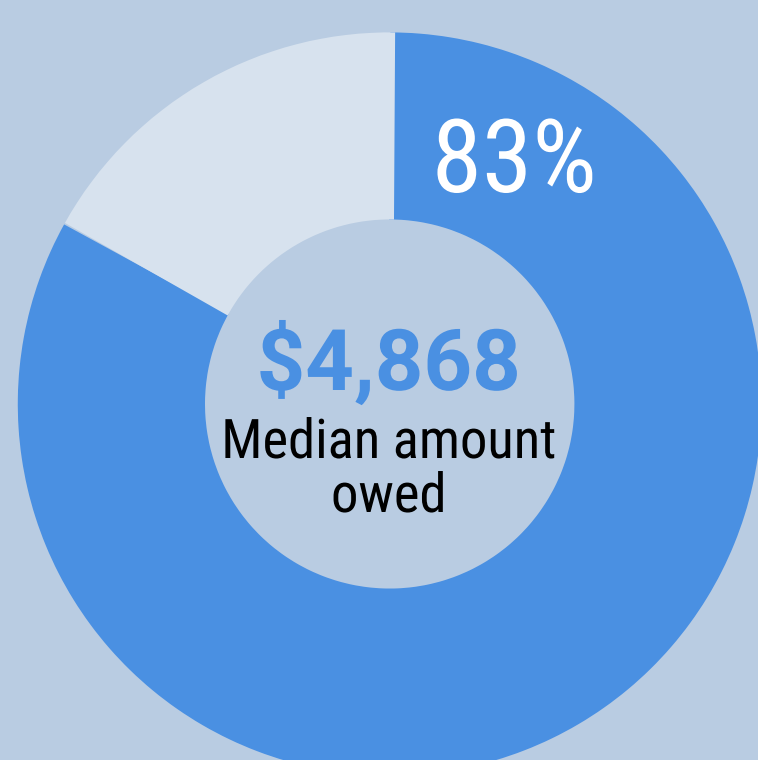
Percent of NCPs with a payment

NCPs were ordered to pay more than **half** of their earnings to current support



They paid **one fifth** of their earnings to current support

Four in five NCPs owed arrears



Seven in 10 made an arrears payment

Maryland Living Wage or More \$30,410 or more

\$44,119

Actual Median Annual Earnings

99%

are men

59%

are African American

39 years

was the average age

7%

received Food Supplement benefits

1 child support case

1 child

20% were associated with a TCA case

\$4,396 was due in one year (average)

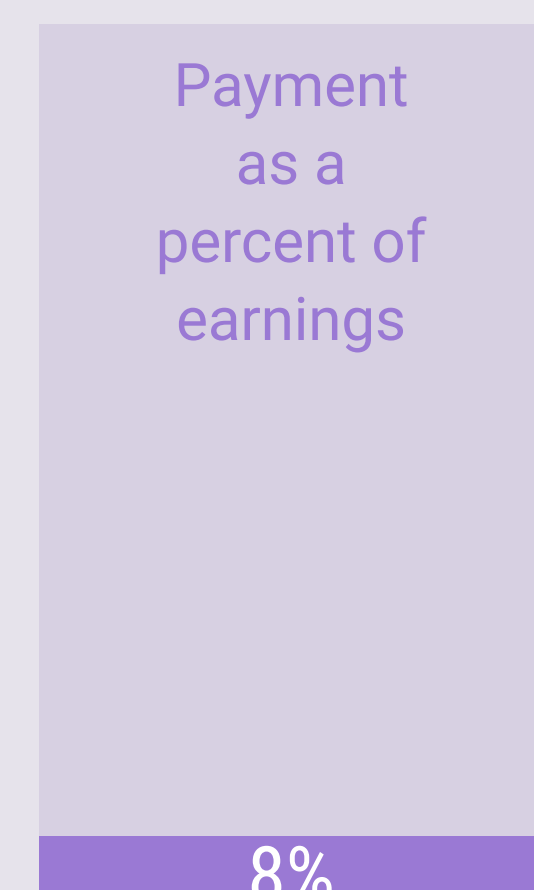
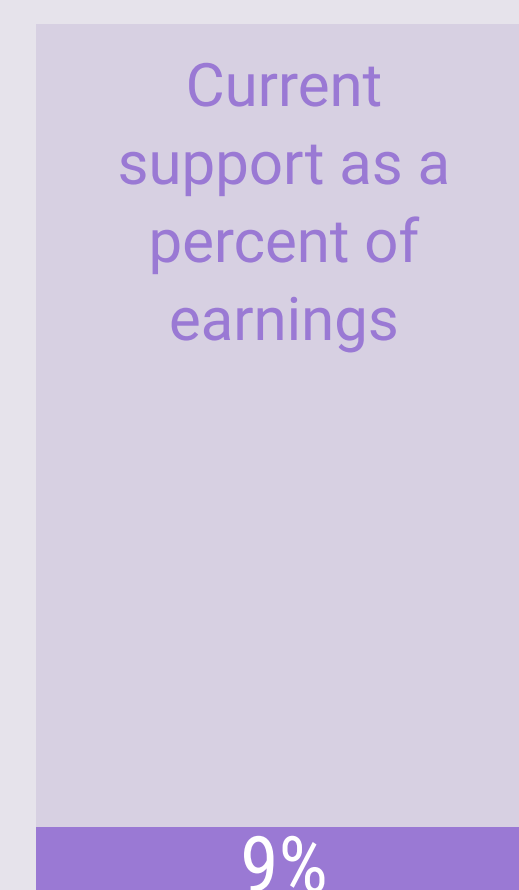
89%

Percent of current support collected

99%

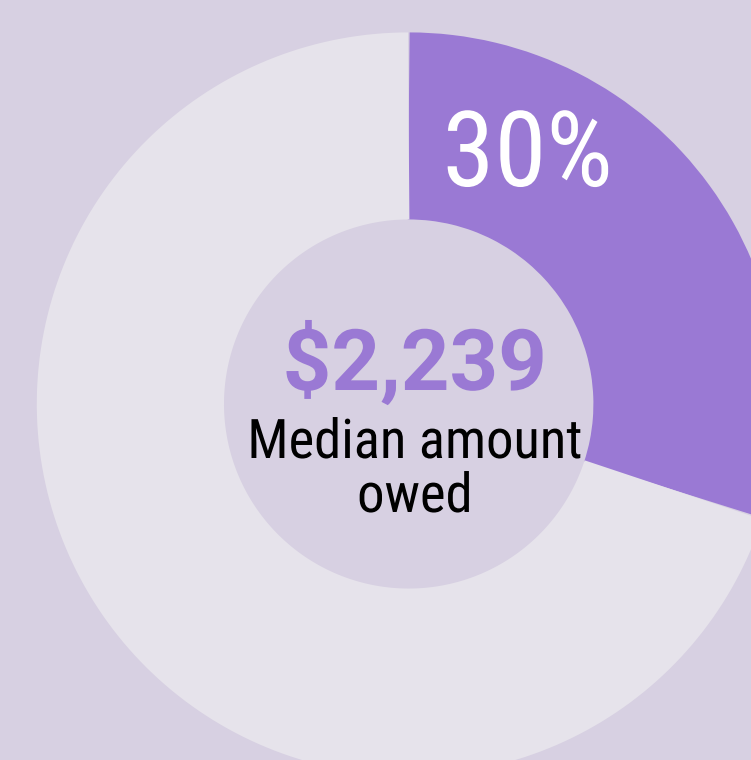
Percent of NCPs with a payment

NCPs were ordered to pay **one tenth** of their earnings to current support



They paid **one tenth** of their earnings to current support

Three in 10 NCPs owed arrears



Nine in 10 made an arrears payment

Data are based on a sample of 255 noncustodial parents (NCPs) who had an active child support case in July 2017 and were employed in a job covered in Maryland by Unemployment Insurance between July 2016 and June 2017.

Full-time minimum wage is based on the prevailing minimum in 2017 (\$8.75 per hour; \$18,200 annually). Maryland living wage is based on market-rate costs of basic necessities (\$30,410 annually) (<http://livingwage.mit.edu/states/24>).

Talbot County

2017 Snapshot of Noncustodial Parents

872

NCPs with a Case

1%

of the July 2017 Caseload

89%

are men

51%

are Caucasian

39 years

was the average age

27%

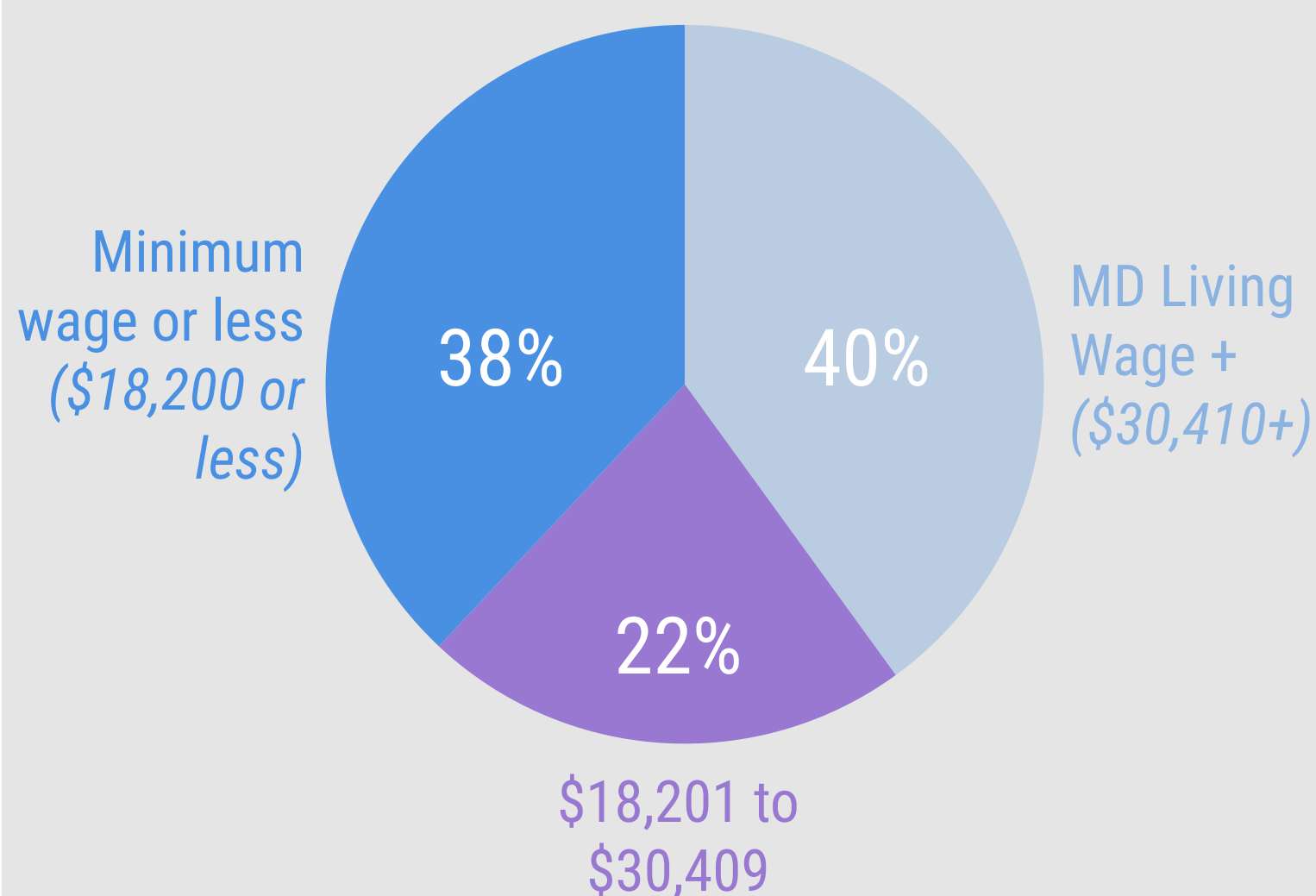
received Food Supplement benefits

1 child support case

1 child

15% were associated with a TCA case

57% of NCPs were employed and earned a median of **\$24,495**.¹ NCPs' earnings were evenly split between the minimum wage and the Maryland living wage.²



83% of NCPs had a current support order, owing an average of **\$4,991** in one year

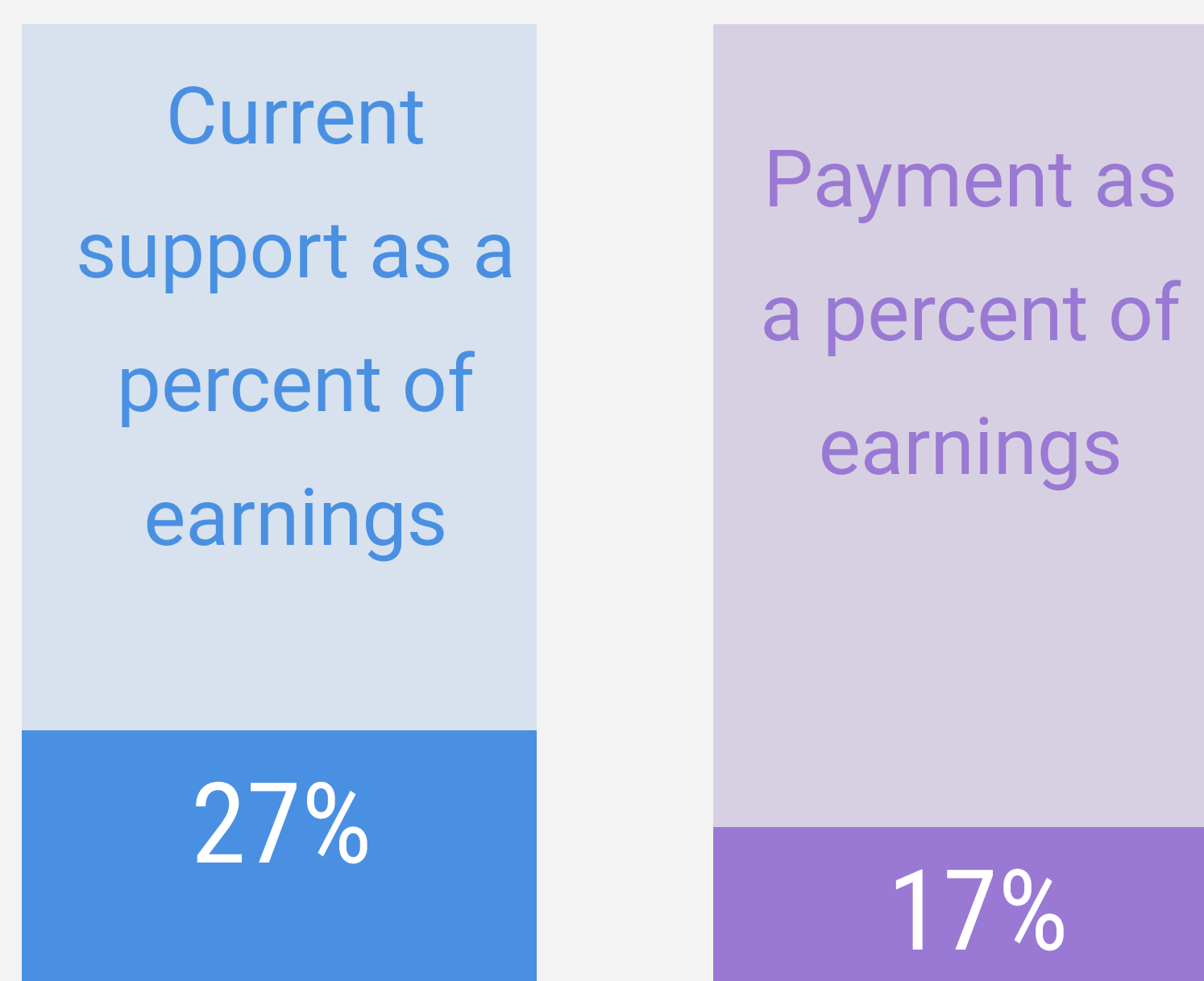
72%

Percent of current support collected

90%

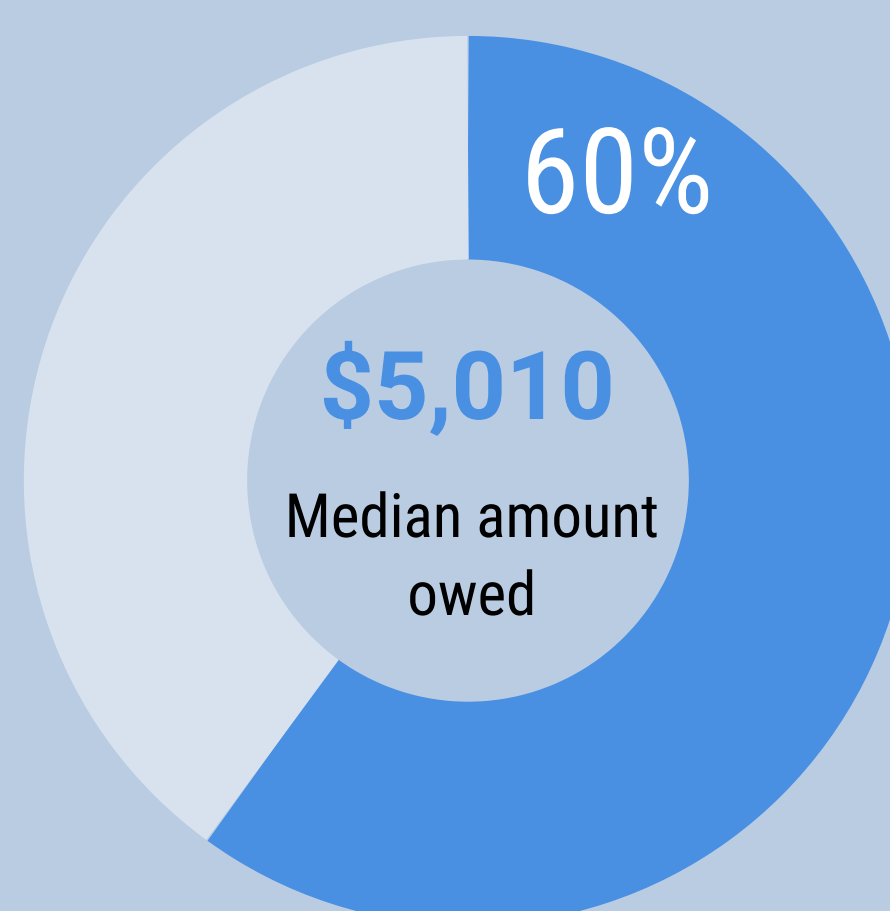
Percent of NCPs with a payment

NCPs were ordered to pay **one quarter** of their earnings to current support



They paid **one fifth** of their earnings to current support

Three in five NCPs owed arrears



78%

Three quarters made an arrears payment

Talbot County

Effects of Earnings on NCP Payment Compliance

Full-Time Minimum Wage or Less

\$18,200 or Less

\$8,576

Actual Median Annual Earnings

90%

are men

56%

are African American

37 years

was the average age

54%

received Food Supplement benefits

1 child support case

2 children

18% were associated with a TCA case

\$4,017 was due in one year (average)

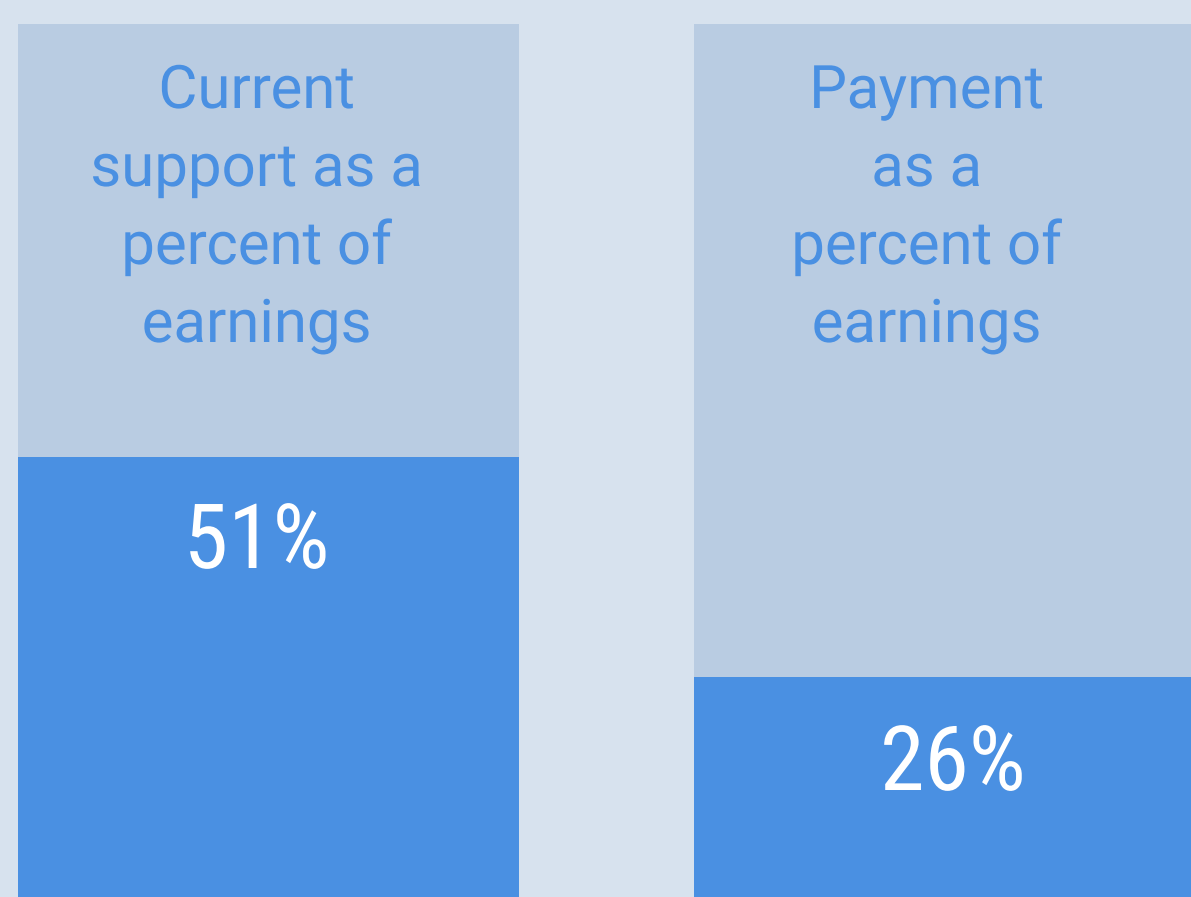
49%

Percent of current support collected

92%

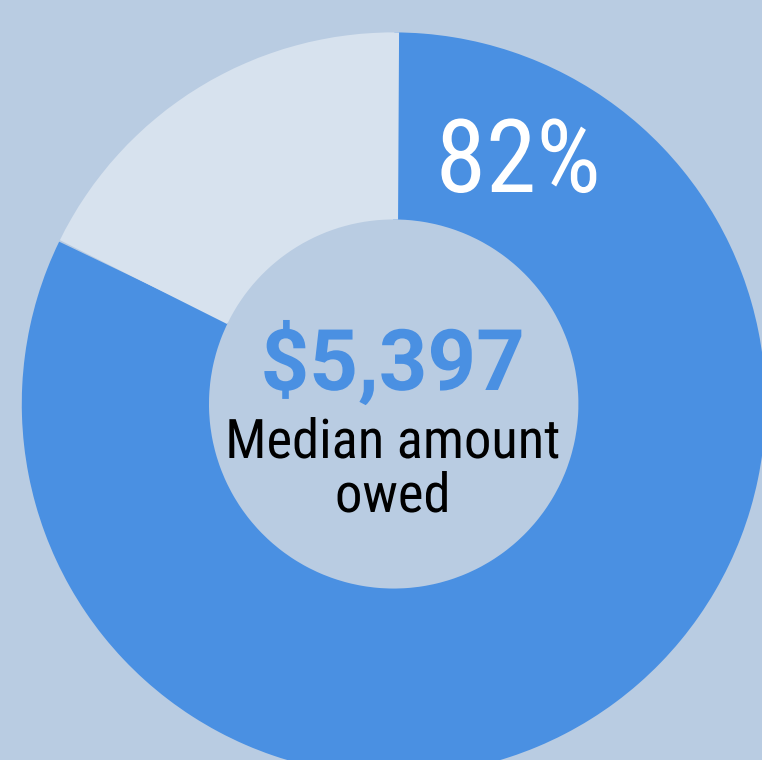
Percent of NCPs with a payment

NCPs were ordered to pay **half** of their earnings to current support



They paid **one quarter** of their earnings to current support

Four in five NCPs owed arrears



87%

Nine in 10 made an arrears payment

Maryland Living Wage or More

\$30,410 or more

\$47,891

Actual Median Annual Earnings

94%

are men

57%

are Caucasian

41 years

was the average age

6%

received Food Supplement benefits

1 child support case

1 child

4% were associated with a TCA case

\$5,972 was due in one year (average)

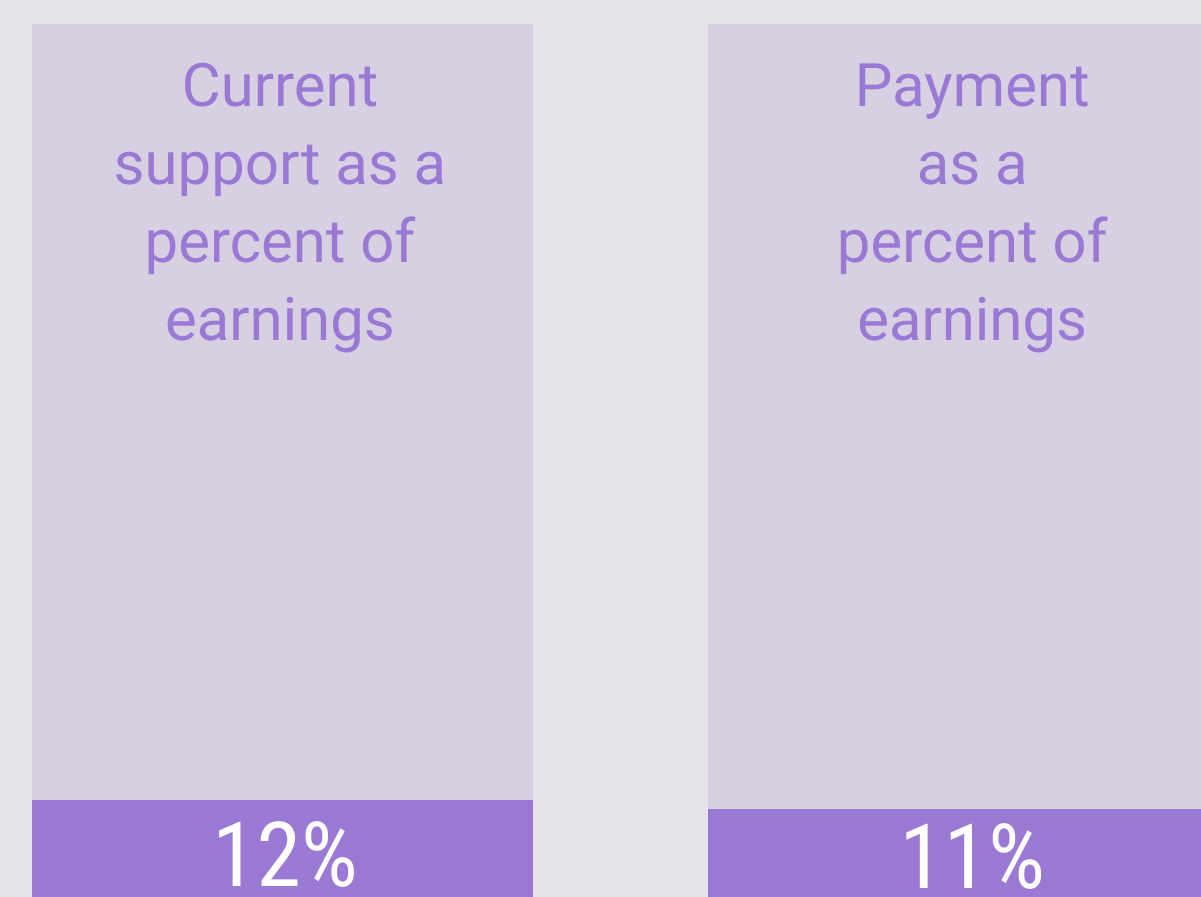
93%

Percent of current support collected

98%

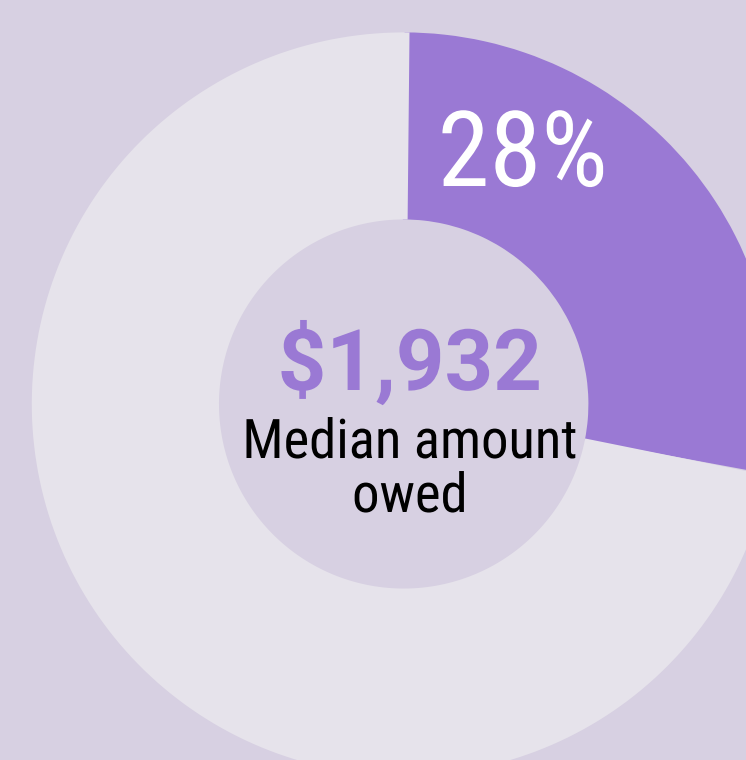
Percent of NCPs with a payment

NCPs were ordered to pay **one tenth** of their earnings to current support



They paid **one tenth** of their earnings to current support

Three in ten NCPs owed arrears



90%

Nine in 10 made an arrears payment

Data are based on a sample of 214 noncustodial parents (NCPs) who had an active child support case in July 2017 and were employed in a job covered in Maryland by Unemployment Insurance between July 2016 and June 2017.

Full-time minimum wage is based on the prevailing minimum in 2017 (\$8.75 per hour; \$18,200 annually). Maryland living wage is based on market-rate costs of basic necessities (\$30,410 annually) (<http://livingwage.mit.edu/states/24>).

Washington County

2017 Snapshot of Noncustodial Parents

4,822

NCPs with a Case

3%

of the July 2017 Caseload

86%

are men

66%

are Caucasian

38 years

was the average age

29%

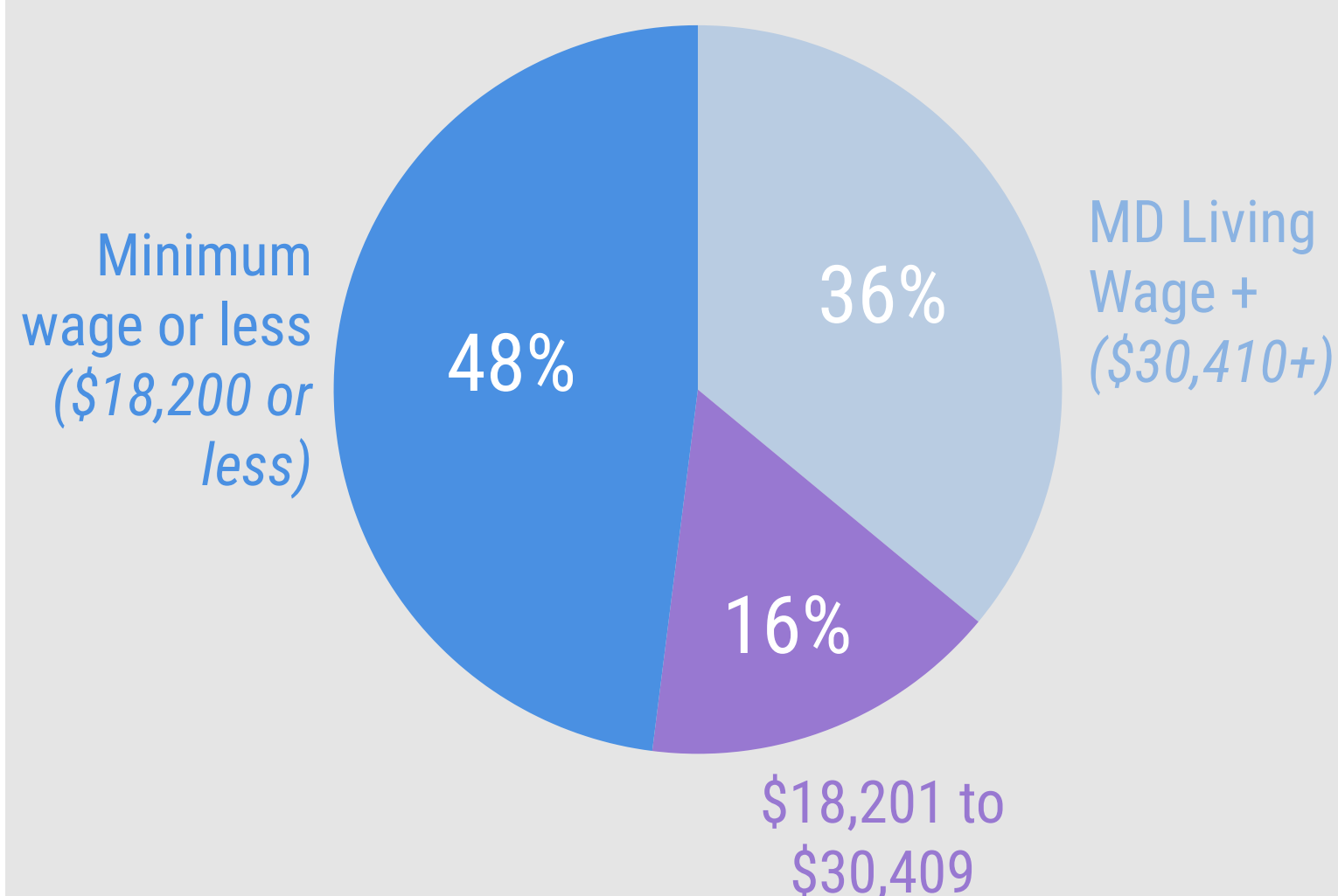
received Food Supplement benefits

1 child support case

2 children

22% were associated with a TCA case

52% of NCPs were employed and earned a median of **\$18,705**.¹ Half of NCPs earned the minimum wage, while one third earned the Maryland living wage.²



83% of NCPs had a current support order, owing an average of **\$4,069** in one year

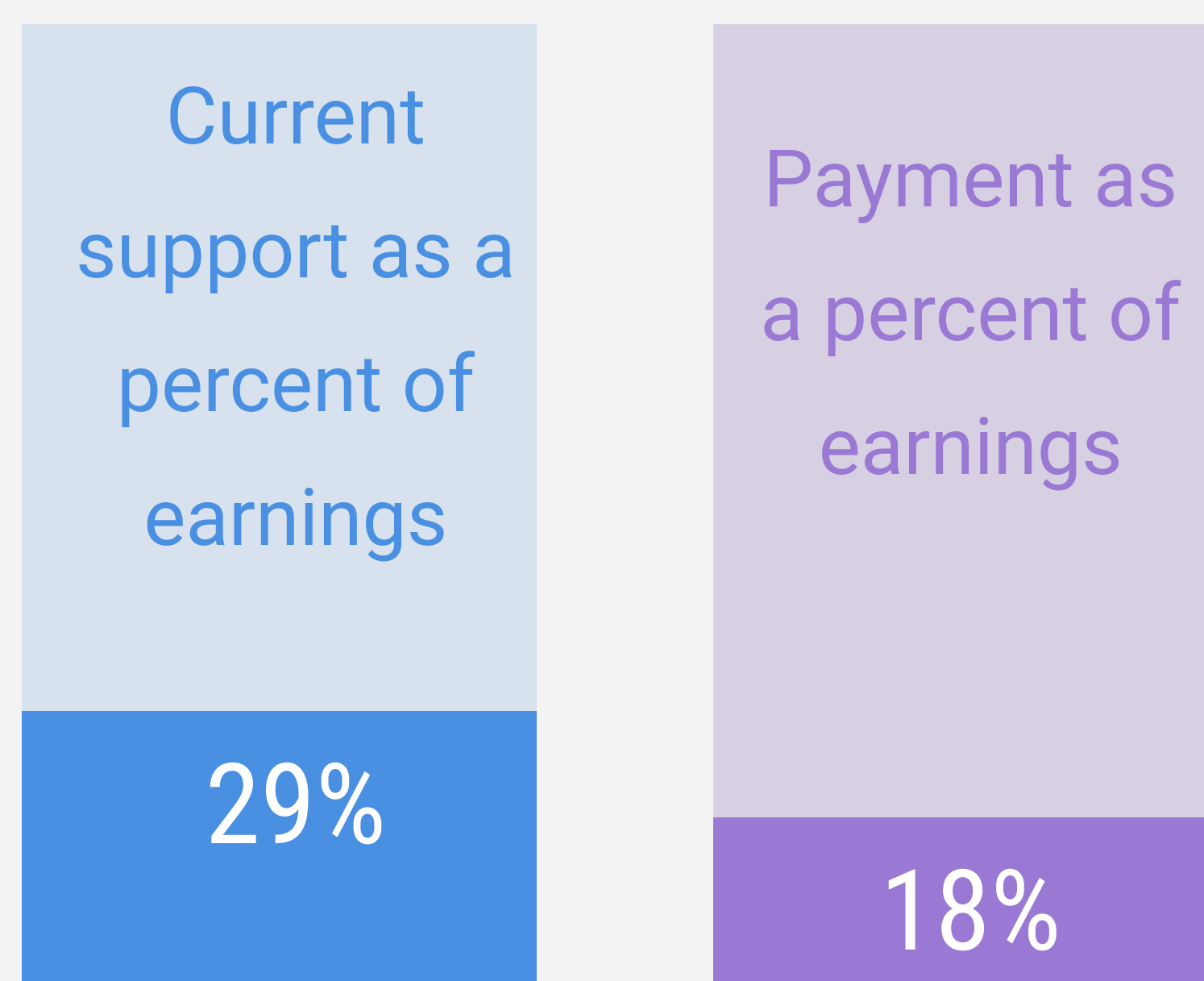
70%

Percent of current support collected

92%

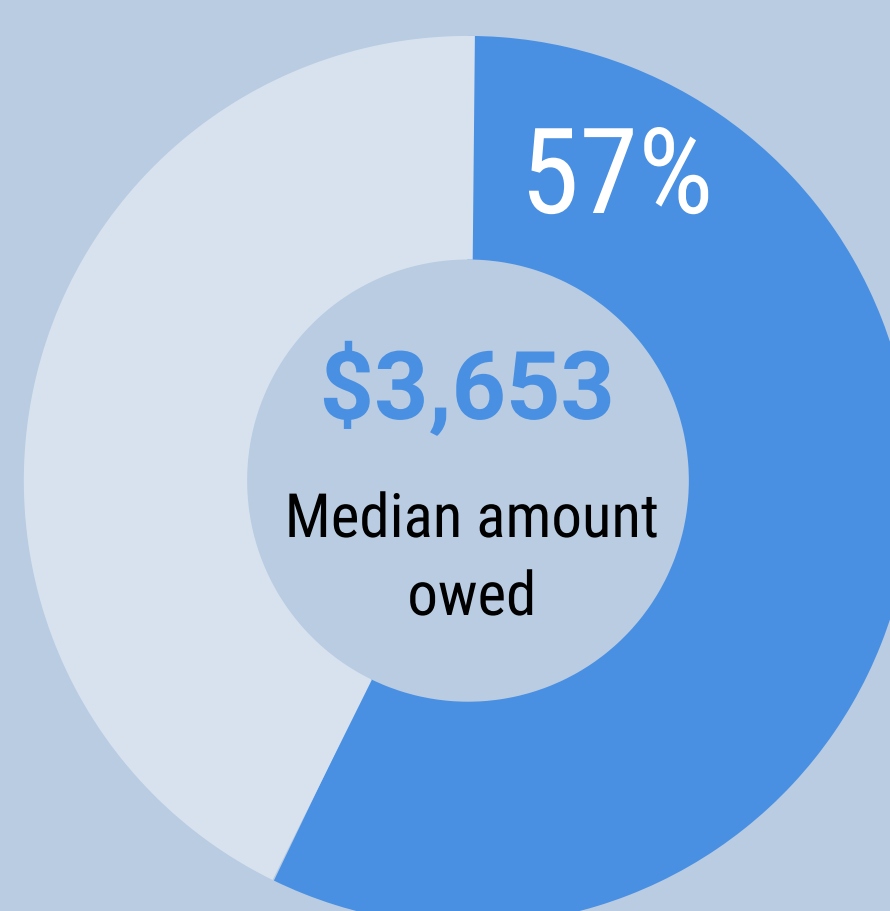
Percent of NCPs with a payment

NCPs were ordered to pay **three tenths** of their earnings to current support



They paid **one fifth** of their earnings to current support

Three fifths of NCPs owed arrears



78%

Three quarters made an arrears payment

Washington County

Effects of Earnings on NCP Payment Compliance

Full-Time Minimum Wage or Less

\$18,200 or Less

\$6,247

Actual Median Annual Earnings

82%

are men

71%

are Caucasian

35 years

was the average age

57%

received Food Supplement benefits

2 child support cases

2 children

29% were associated with a TCA case

\$3,040 was due in one year (average)

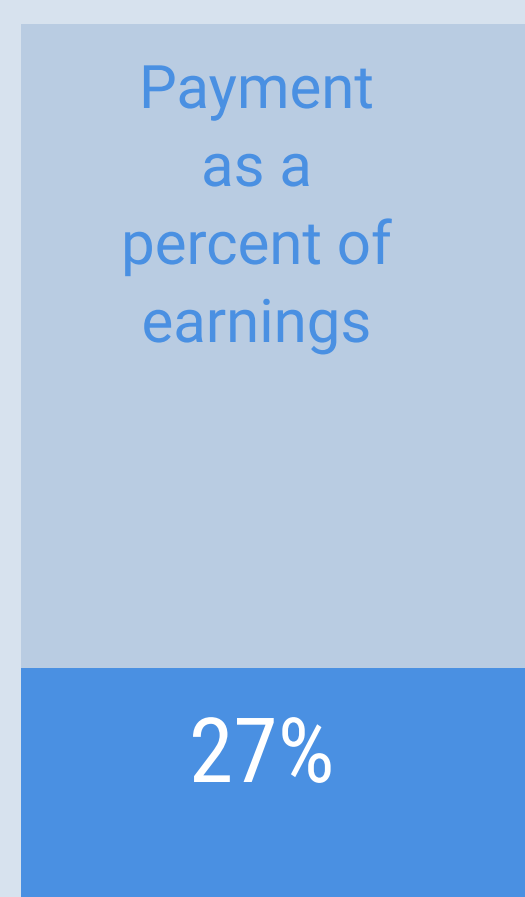
48%

Percent of current support collected

95%

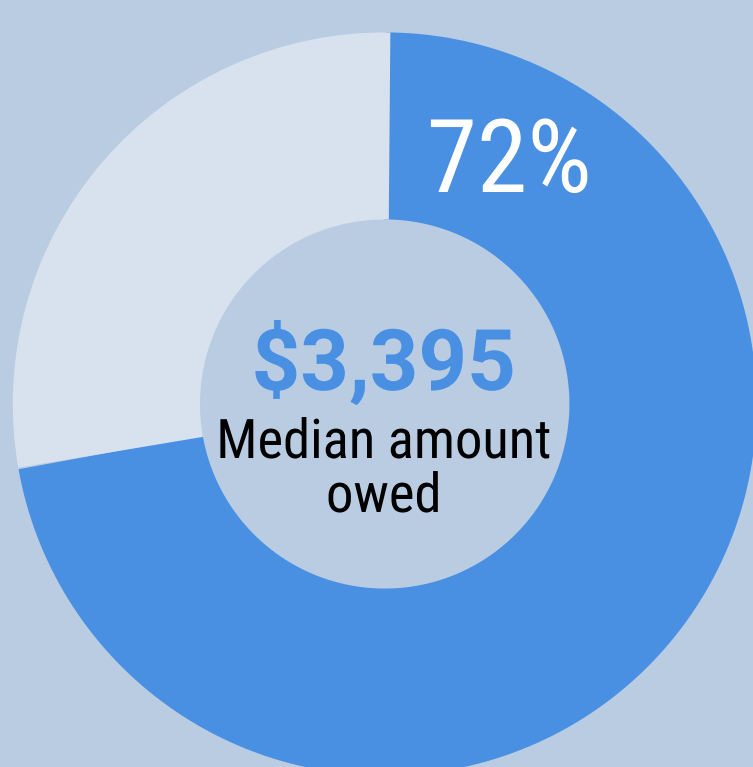
Percent of NCPs with a payment

NCPs were ordered to pay **half** of their earnings to current support



They paid **one quarter** of their earnings to current support

Seven in 10 of NCPs owed arrears



82%

Four in five made an arrears payment

Maryland Living Wage or More

\$30,410 or more

\$46,233

Actual Median Annual Earnings

96%

are men

72%

are Caucasian

40 years

was the average age

5%

received Food Supplement benefits

1 child support case

2 children

10% were associated with a TCA case

\$5,658 was due in one year (average)

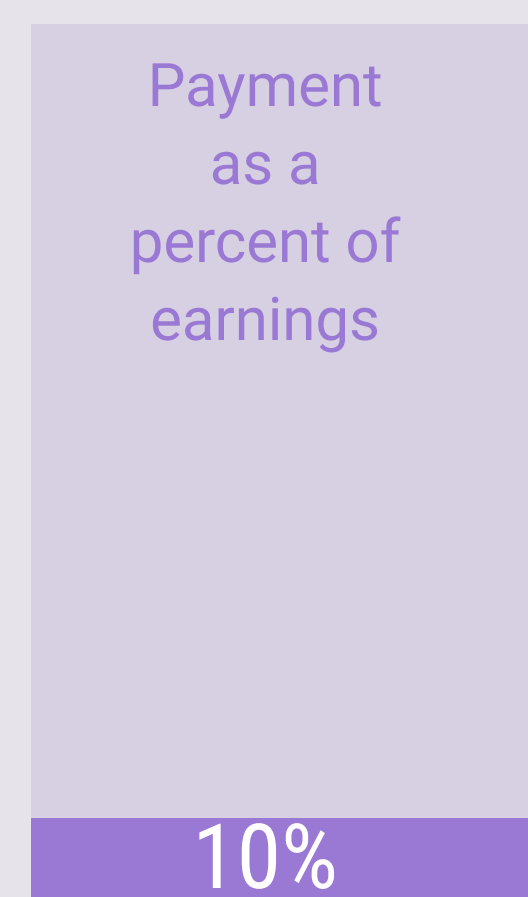
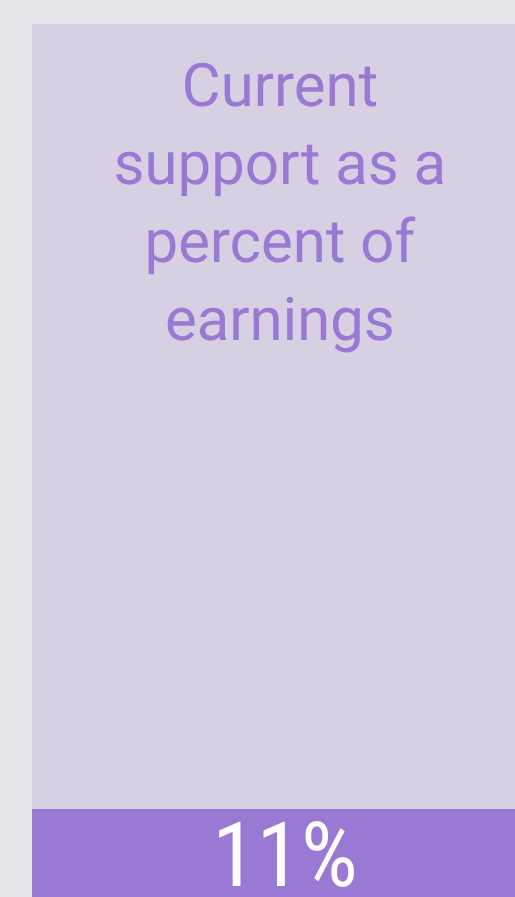
92%

Percent of current support collected

99%

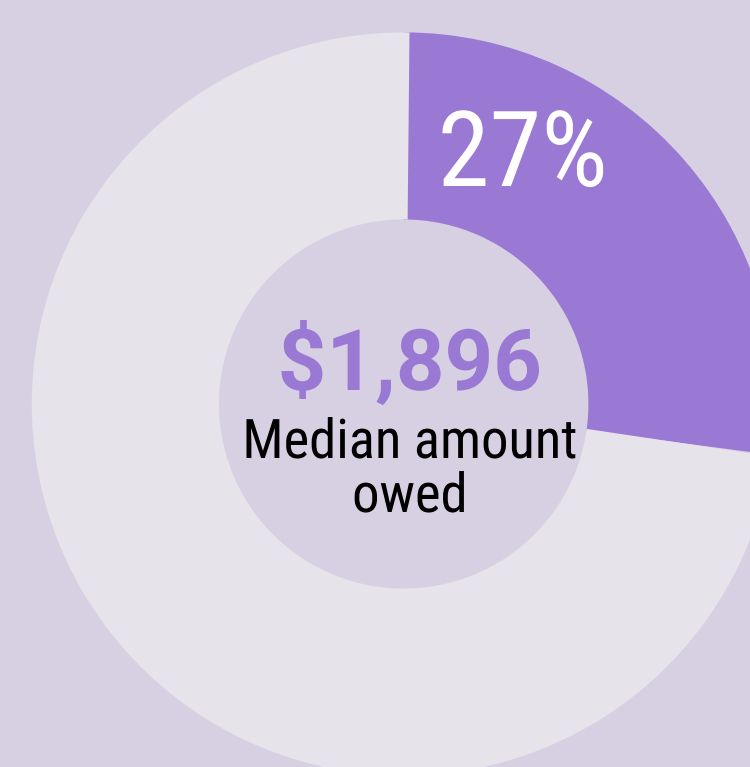
Percent of NCPs with a payment

NCPs were ordered to pay **one tenth** of their earnings to current support



They paid **one tenth** of their earnings to current support

One quarter of NCPs owed arrears



86%

Nearly nine in 10 made an arrears payment

Data are based on a sample of 379 noncustodial parents (NCPs) who had an active child support case in July 2017 and were employed in a job covered in Maryland by Unemployment Insurance between July 2016 and June 2017.

Full-time minimum wage is based on the prevailing minimum in 2017 (\$8.75 per hour; \$18,200 annually). Maryland living wage is based on market-rate costs of basic necessities (\$30,410 annually) (<http://livingwage.mit.edu/states/24>).

Wicomico County

2017 Snapshot of Noncustodial Parents

3,703

NCPs with a Case

2%

of the July 2017 Caseload

92%

are men

67%

are African American

39 years

was the average age

29%

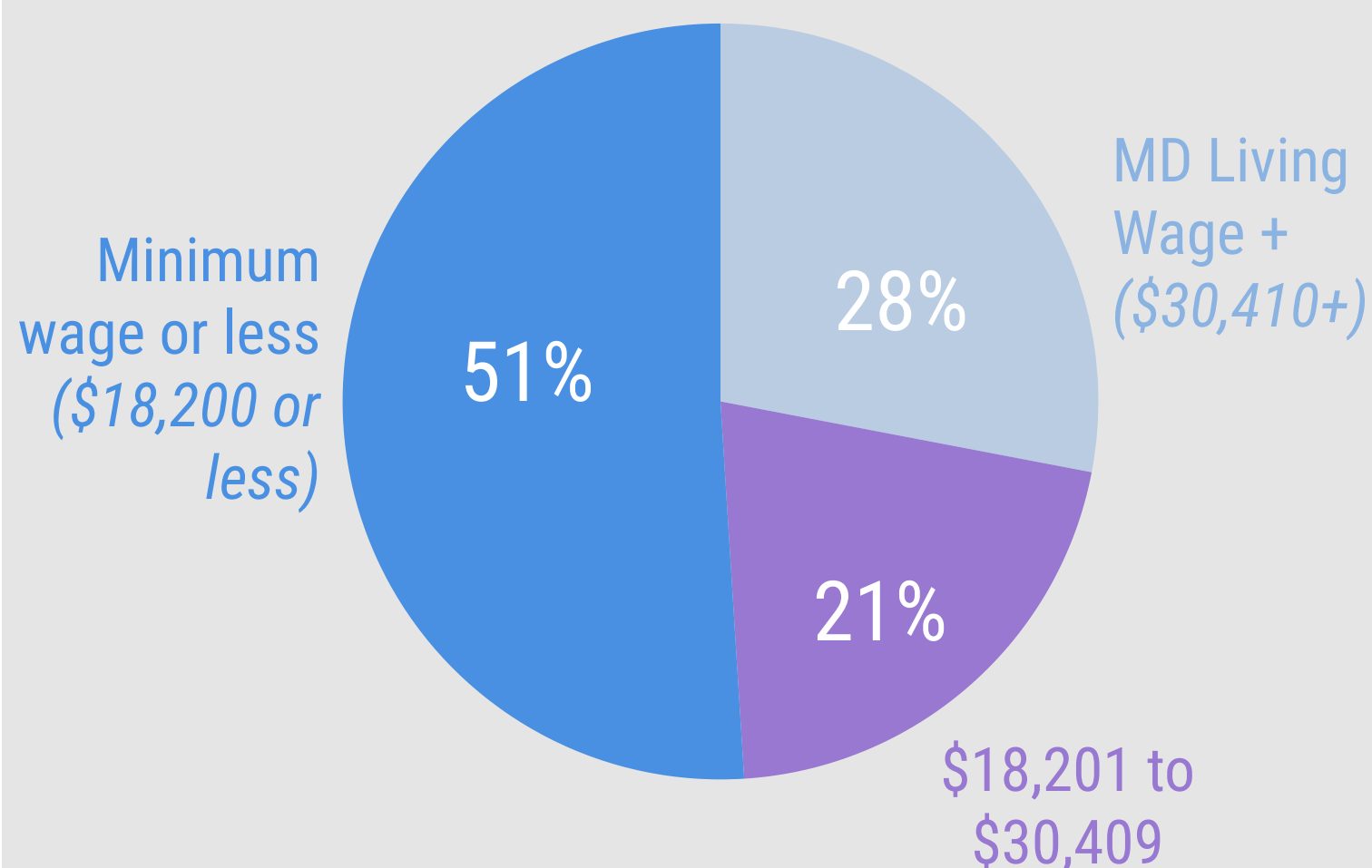
received Food Supplement benefits

1 child support case

2 children

33% were associated with a TCA case

57% of NCPs were employed and earned a median of **\$17,733**.¹ Half of NCPs earned the minimum wage, while one quarter earned the Maryland living wage.²



74% of NCPs had a current support order, owing an average of **\$4,242** in one year

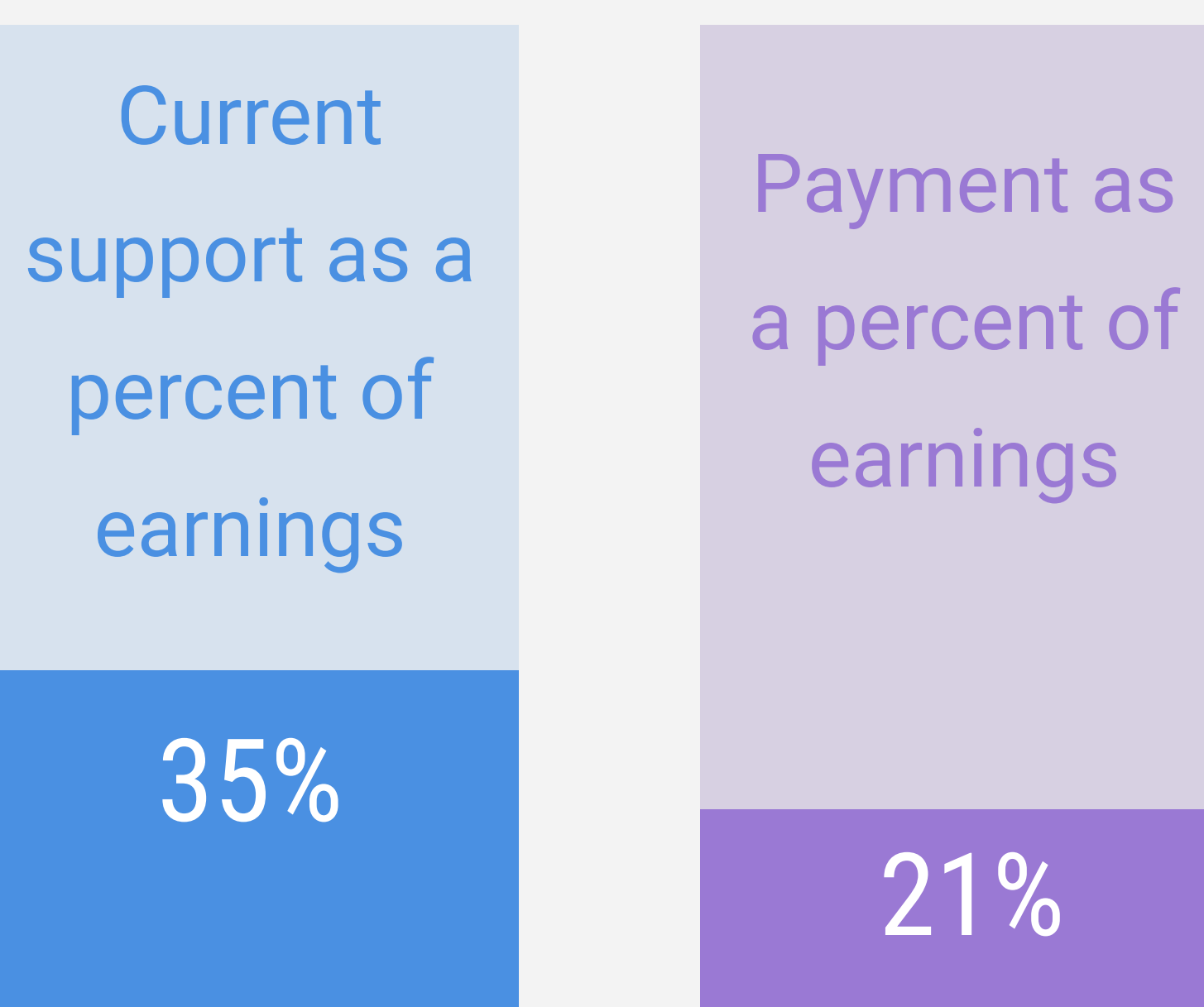
64%

Percent of current support collected

87%

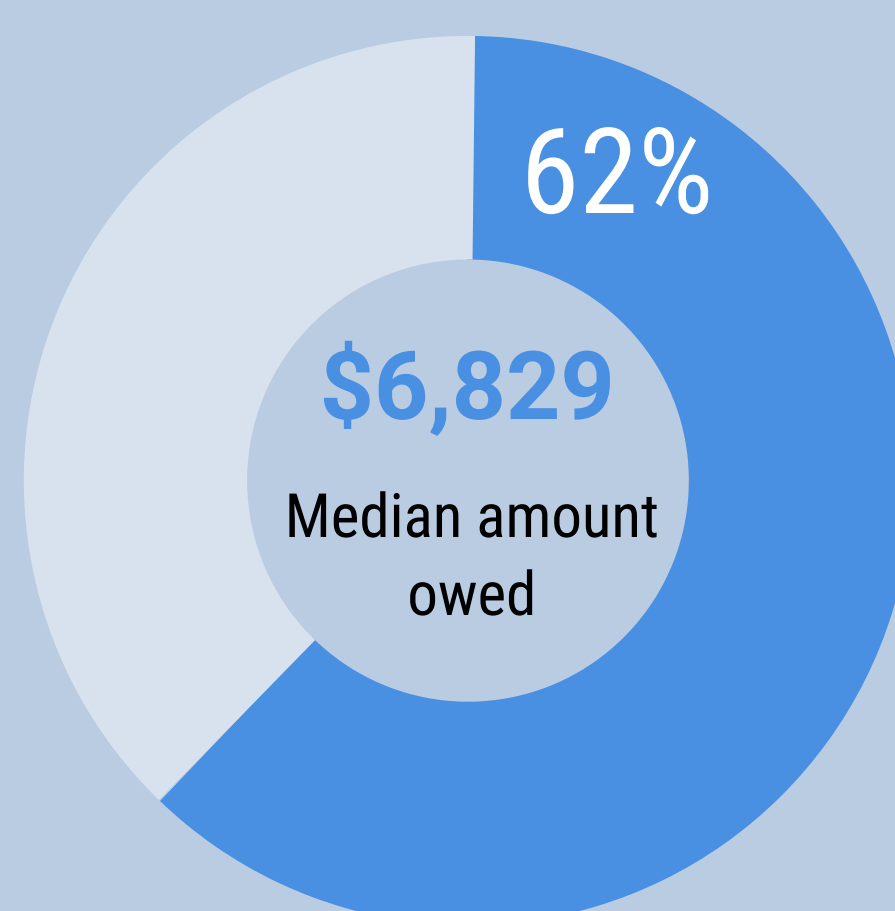
Percent of NCPs with a payment

NCPs were ordered to pay **one third** of their earnings to current support



They paid **one fifth** of their earnings to current support

Three in five NCPs owed arrears



73%

Three quarters made an arrears payment

Wicomico County

Effects of Earnings on NCP Payment Compliance

Full-Time Minimum Wage or Less

\$18,200 or Less

\$6,254

Actual Median Annual Earnings

91%

are men

76%

are African American

37 years

was the average age

50%

received Food Supplement benefits

2 child support cases

2 children

40% were associated with a TCA case

\$3,606 was due in one year (average)

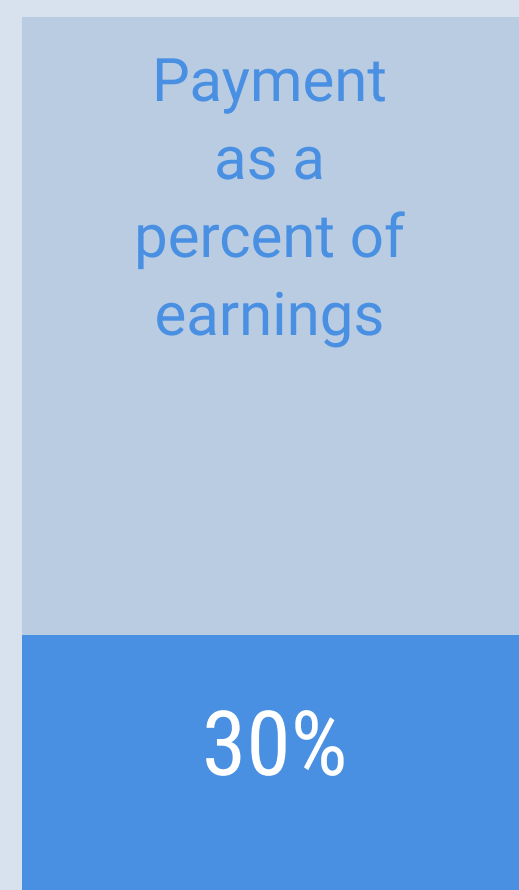
44%

Percent of current support collected

89%

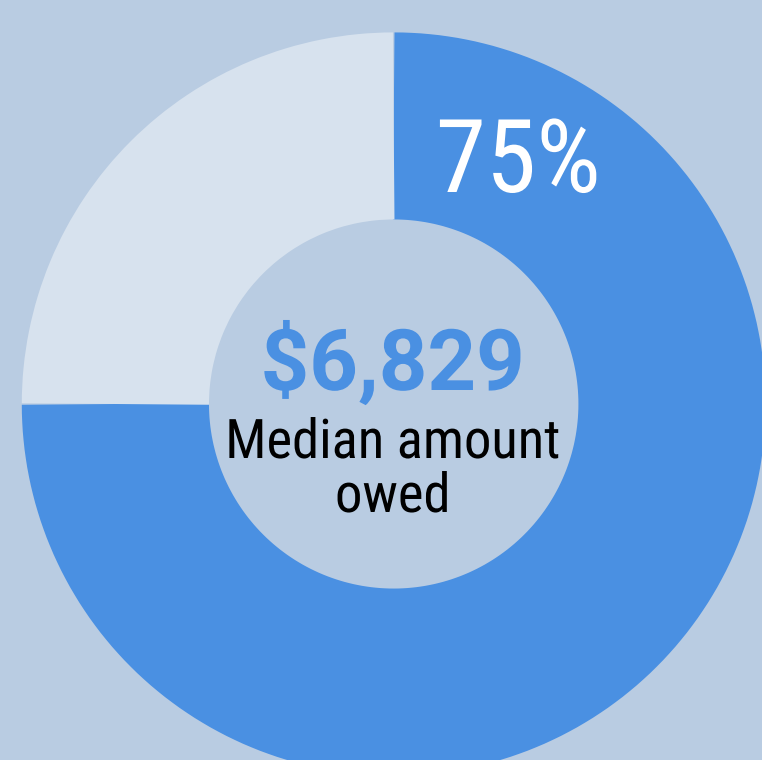
Percent of NCPs with a payment

NCPs were ordered to pay **three fifths** of their earnings to current support



They paid **three tenths** of their earnings to current support

Three quarters of NCPs owed arrears



79%

Four in five made an arrears payment

Maryland Living Wage or More

\$30,410 or more

\$45,020

Actual Median Annual Earnings

95%

are men

60%

are African American

41 years

was the average age

11%

received Food Supplement benefits

1 child support case

2 children

19% were associated with a TCA case

\$5,740 was due in one year (average)

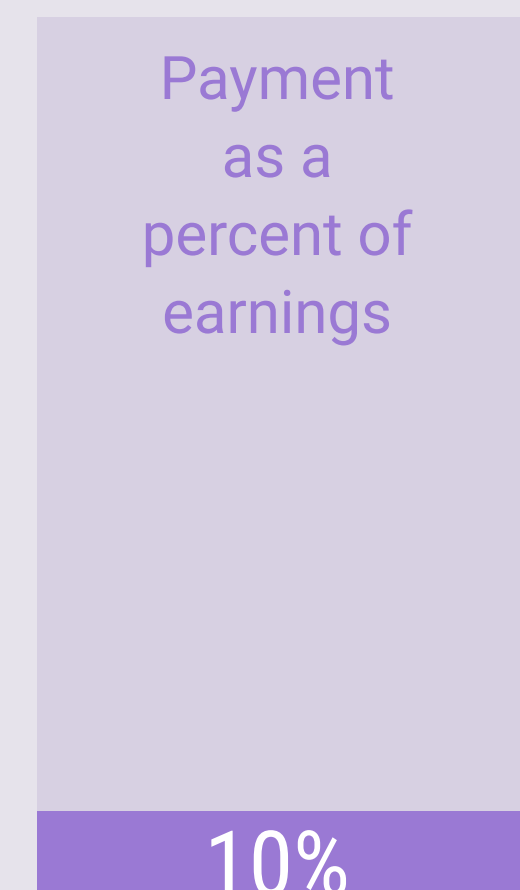
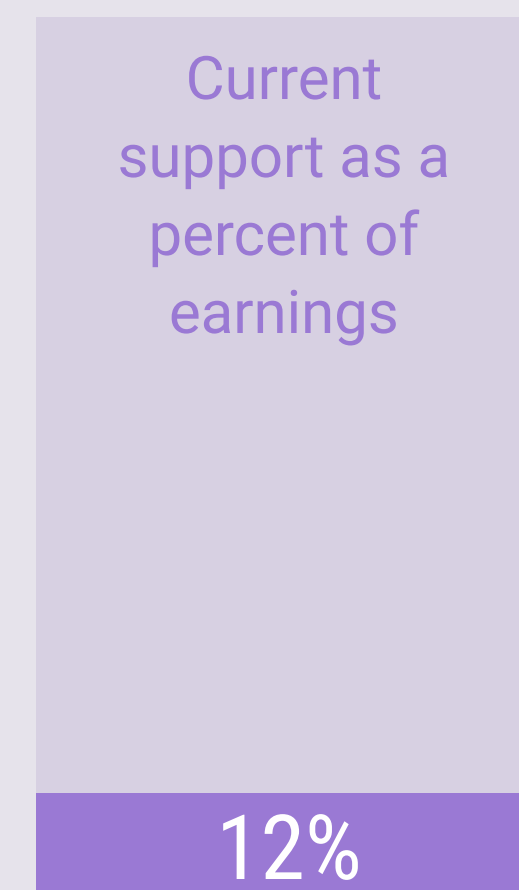
89%

Percent of current support collected

100%

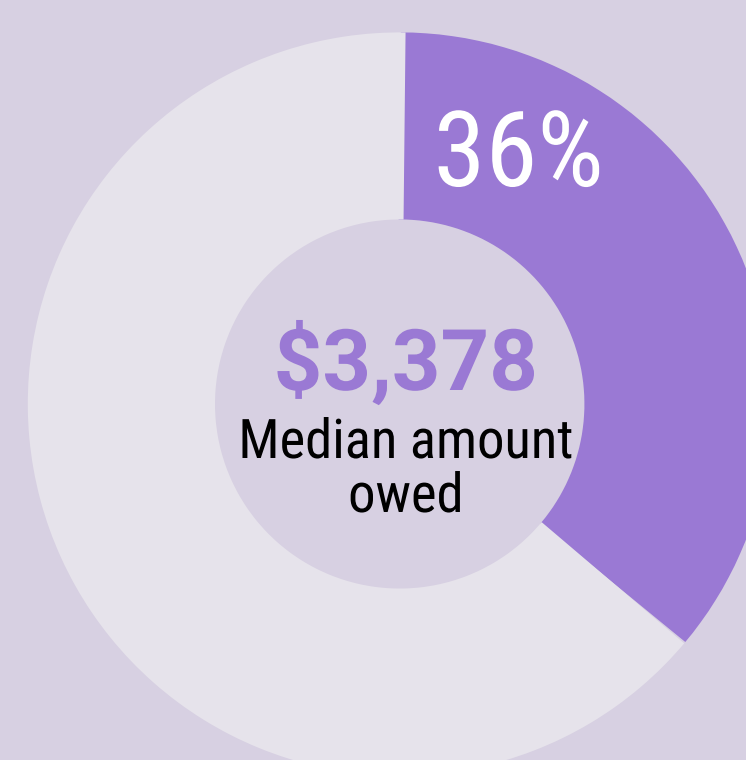
Percent of NCPs with a payment

NCPs were ordered to pay **one tenth** of their earnings to current support



They paid **one tenth** of their earnings to current support

One in three NCPs owed arrears



94%

Over nine in 10 made an arrears payment

Data are based on a sample of 371 noncustodial parents (NCPs) who had an active child support case in July 2017 and were employed in a job covered in Maryland by Unemployment Insurance between July 2016 and June 2017.

Full-time minimum wage is based on the prevailing minimum in 2017 (\$8.75 per hour; \$18,200 annually). Maryland living wage is based on market-rate costs of basic necessities (\$30,410 annually) (<http://livingwage.mit.edu/states/24>).

Worcester County

2017 Snapshot of Noncustodial Parents

1,310

NCPs with a Case

1%

of the July 2017 Caseload

88%

are men

56%

are African American

39 years

was the average age

26%

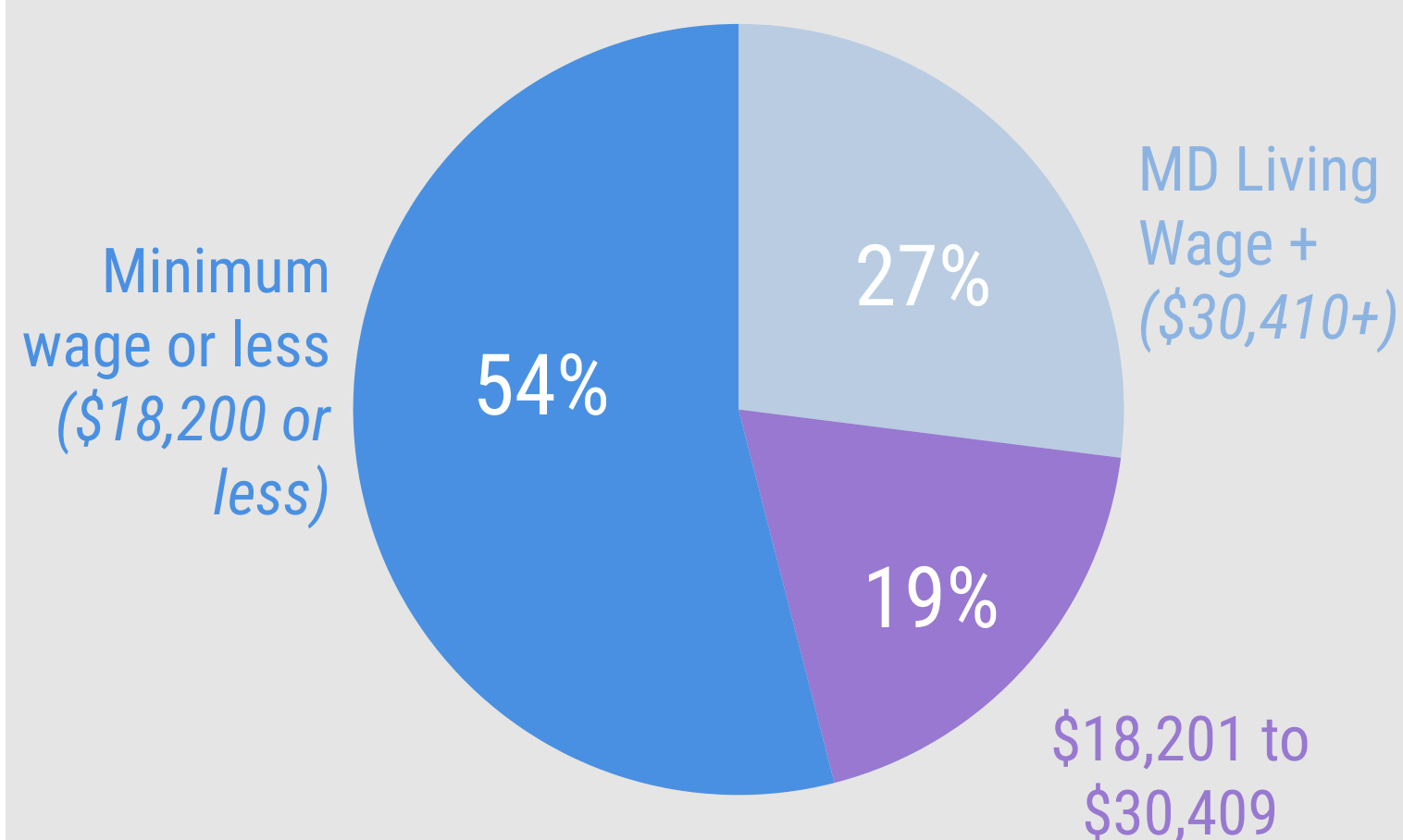
received Food Supplement benefits

1 child support case

1 child

17% were associated with a TCA case

56% of NCPs were employed and earned a median of **\$16,134**.¹ More than half of NCPs earned the minimum wage, while one quarter earned the Maryland living wage.²



78% of NCPs had a current support order, owing an average of **\$3,789** in one year

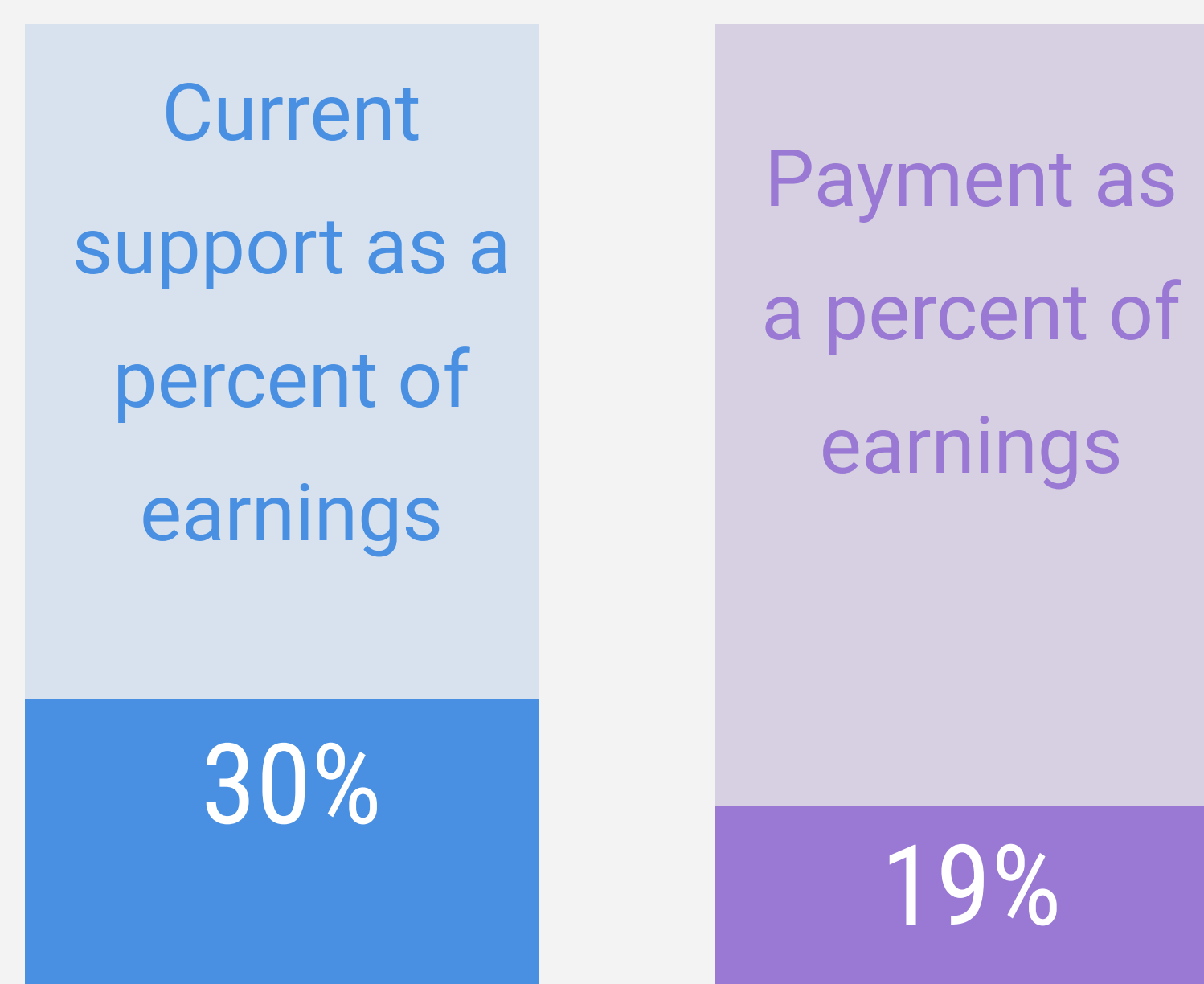
66%

Percent of current support collected

90%

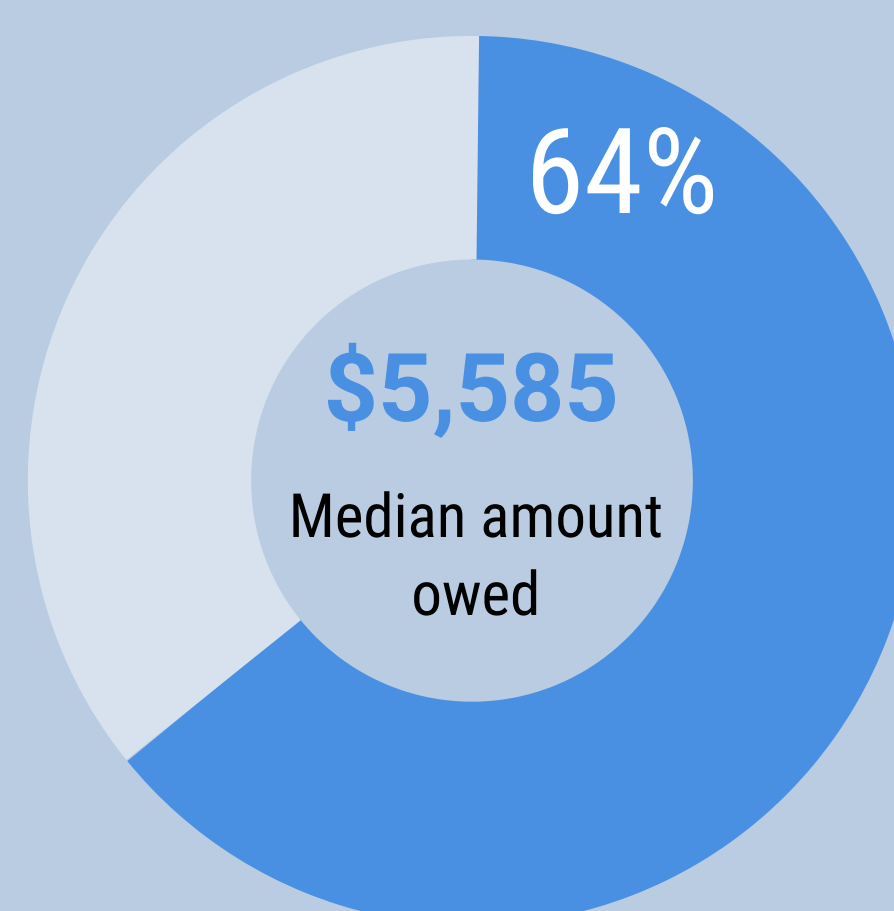
Percent of NCPs with a payment

NCPs were ordered to pay **three tenths** of their earnings to current support



They paid **one fifth** of their earnings to current support

Two in three NCPs owed arrears

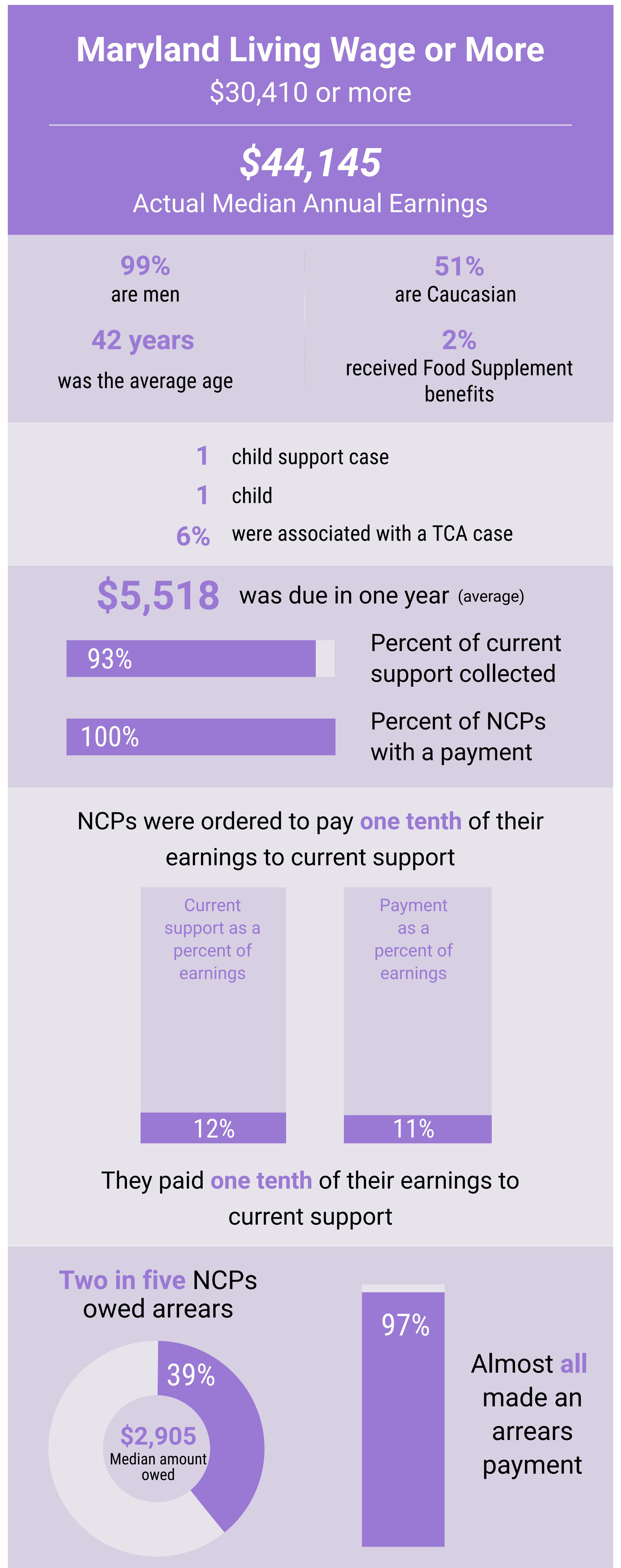
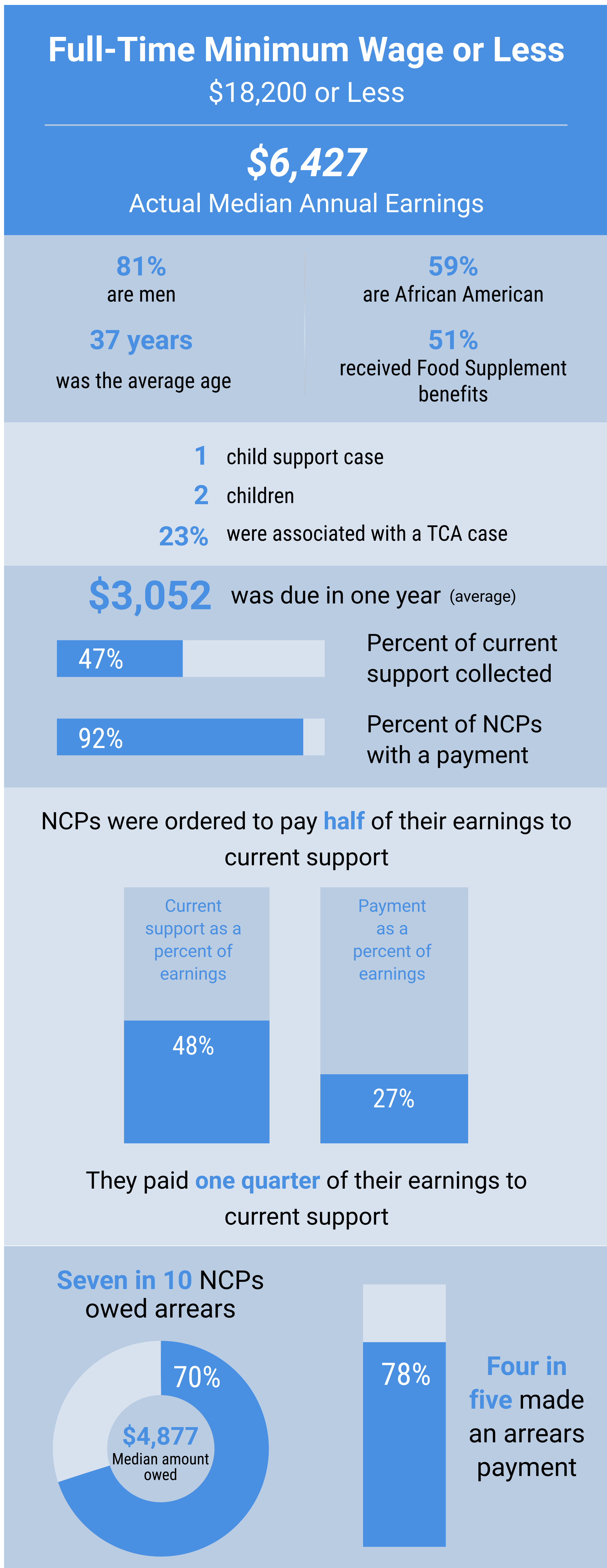


77%

Three quarters made an arrears payment

Worcester County

Effects of Earnings on NCP Payment Compliance



Data are based on a sample of 268 noncustodial parents (NCPs) who had an active child support case in July 2017 and were employed in a job covered in Maryland by Unemployment Insurance between July 2016 and June 2017.

Full-time minimum wage is based on the prevailing minimum in 2017 (\$8.75 per hour; \$18,200 annually). Maryland living wage is based on market-rate costs of basic necessities (\$30,410 annually) (<http://livingwage.mit.edu/states/24>).