



A PROFILE OF MARYLAND CUSTODIANS JURISDICTIONAL PROFILES, JULY 2024

AUGUST 2025

Krysten Garcia & Letitia Logan Passarella

This document includes 25 profiles describing custodians—parents or caregivers who are owed support—in the public child support program in Maryland and its 24 jurisdictions. The findings replicate those found in *Maryland's Child Support Caseload: A Profile of Custodians, 2024*. Each profile provides information about custodian demographics, case characteristics, support obligations, and payments received. Some findings are segmented by TANF participation¹ according to the following groups:

1. **Current TANF custodians** received TANF in SFY 2024
2. **Former TANF custodians** received TANF before SFY 2024
3. **Never TANF custodians** have never received TANF

Methods

Population

This report uses a stratified random sample of custodians with active child support cases in July 2024. The sample includes 18,042 unique custodians, and is stratified by jurisdiction with a 95% confidence interval and a 3% margin of error. Sample sizes for each jurisdiction are provided in the respective profile.

Data Sources

Study findings are based on analyses of administrative data maintained by the State

of Maryland including the Child Support Management System (CSMS) for child support data and BEACON for employment and earnings data. Additional information on these sources and their limitations can be found in the main [report](#).

Definitions & Timeframes

Current support represents the monthly obligation that is owed to custodians to support their children. Each profile examines the annual amount owed and received between July 2023 and June 2024.

Past-due support (arrears) represents unpaid current support obligations (i.e., debt). Each profile examines the arrears balance in July 2024 and any payments received between July 2023 and June 2024.

- **Custodian-owed arrears** are arrears owed directly to the custodian.
- **State-owed arrears** are arrears owed to the state for reimbursement of TANF benefits or foster care services provided to the custodial family.

Recoupment refers to any child support kept by the state for reimbursement of TANF benefits. Only current and former TANF custodians can experience recoupment. Each profile examines recoupments made between July 2023 and June 2024.

¹ Participation in the Temporary Assistance for Needy Families (TANF) program is determined by the presence of state-owed support in or before SFY

2024. Additional details can be found in the main [report](#).

KEY FINDINGS

LEGEND

- ❖ *Findings for the state*
- *Findings by jurisdiction*

TANF Participation

- ❖ Almost two thirds (64%) of custodians had never received TANF, while 7% were current recipients and 30% were former recipients.
 - Allegany, Somerset, and Washington counties had double the state percentage of current TANF custodians at 14%. The percentage of former TANF custodians ranged from 19% in Charles, Montgomery, and Prince George's counties to 53% in Baltimore City.

Family Violence

- ❖ One in 10 (10%) custodians had family violence documented in the administrative data, with the highest prevalence among current TANF custodians (17%).
 - The percentage of all custodians with documented family violence ranged from 3% in Cecil County to 12% in Baltimore City and Harford and Prince George's counties. Among current TANF custodians, one quarter or more had family violence documented in Baltimore City (25%) and Harford (26%), Howard (28%), and Prince George's (28%) counties.

SNAP Receipt

- ❖ Almost two fifths (36%) of custodians received SNAP benefits in the prior year, but receipt was substantially higher for current TANF custodians (87%) compared to former TANF (50%) and never TANF (25%) custodians.
 - Receipt of SNAP benefits in the prior year among all custodians ranged from 26% in Charles County to 54% in Somerset County.

Current Support

- ❖ Three in five (61%) custodians were owed current support, and the average amount owed among all custodians was \$5,991. Most (85%) of these custodians received a payment. On average, 71% of current support owed to custodians was received.
 - The percentage of custodians who were owed current support ranged from 49% in Baltimore City to 78% in Calvert County. The average amount owed ranged from \$3,953 in Somerset County to \$7,998 in Howard County.
 - The percentage of custodians receiving a payment ranged from 79% in Baltimore City to 94% in Calvert. A higher percentage of never TANF custodians received a payment than current TANF custodians in all jurisdictions except for Calvert, Carroll, Charles, and Prince George's counties.
 - The percentage of current support that was received ranged from 65% in Somerset County to 78% in Allegany County. In most jurisdictions, Never TANF custodians received a larger portion of current support compared to current TANF custodians except in Baltimore City and Anne Arundel, Dorchester, Baltimore, and Charles counties.

KEY FINDINGS

Pass-through Receipt

- ❖ Current TANF custodians received an average of \$330 in pass-through and 6% received *only* pass-through.
 - The percentage of current TANF custodians who received only pass-through ranged from 0% in Calvert and Howard counties to 15% in Somerset County.

Arrears (Past-due Support)

- ❖ Three fifths (61%) of custodians were owed arrears. The median arrears balance among all custodians was \$11,015. Almost seven in 10 (68%) custodians who were owed arrears received a payment.
 - The percentage of custodians who were owed arrears ranged from 55% in Allegany County to 70% in Kent County.
 - The median arrears balance ranged from \$5,163 in Allegany County to \$14,151 in Anne Arundel County. In 11 jurisdictions, the median arrears balance owed to custodians exceeded \$10,000.
 - Current TANF custodians' median balances did not exceed \$10,000 in any jurisdiction while former and never TANF custodians' median balances did exceed \$10,000 in 15 and 12 jurisdictions, respectively.
 - The percentage of custodians who received an arrears payment ranged from 55% in Somerset County to 83% in Calvert County. The median amount of arrears received ranged from \$422 in Washington County to \$968 in Calvert County.

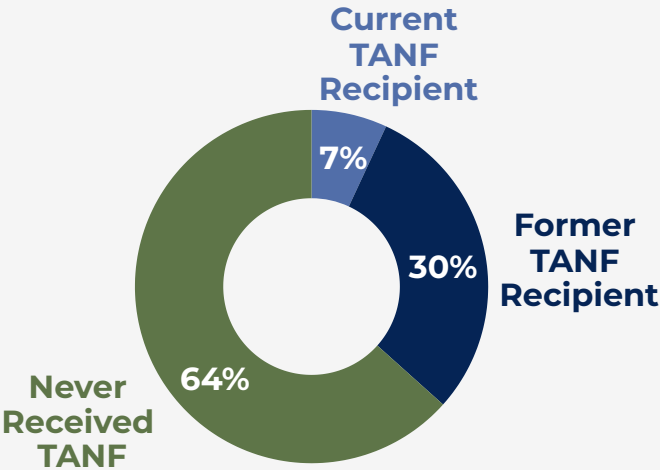
State-owed Arrears & Recoupments

- ❖ Cases among current TANF custodians were much more likely to include state-owed debt, representing 61% of their total arrears balances compared to 22% among former TANF custodians. They were also more likely to have payments recouped by the state (70% vs. 17%), with an average recoupment of \$1,668 compared to \$433 among former TANF custodians.
 - Less than 10% of arrears were owed to the state in five jurisdictions (Calvert, Charles, Howard, Montgomery, Prince George's) and more than 20% of arrears were owed to the state in four jurisdictions (Allegany, Dorchester, Kent, Somerset).
 - Among current TANF custodians, the percentage of arrears owed to the State ranged from 45% in Calvert County to 81% in Garrett County.
 - The percentage of current TANF custodians who had a payment recouped ranged from 56% in St. Mary's County to 100% in Calvert County. The average amount recouped by the state among current TANF custodians ranged from \$1,173 in Calvert County to \$2,452 in Baltimore County.

Maryland

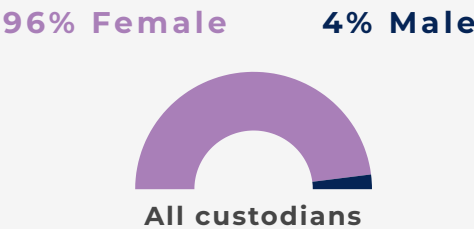
Profile of Custodians by TANF Receipt

TANF Participation

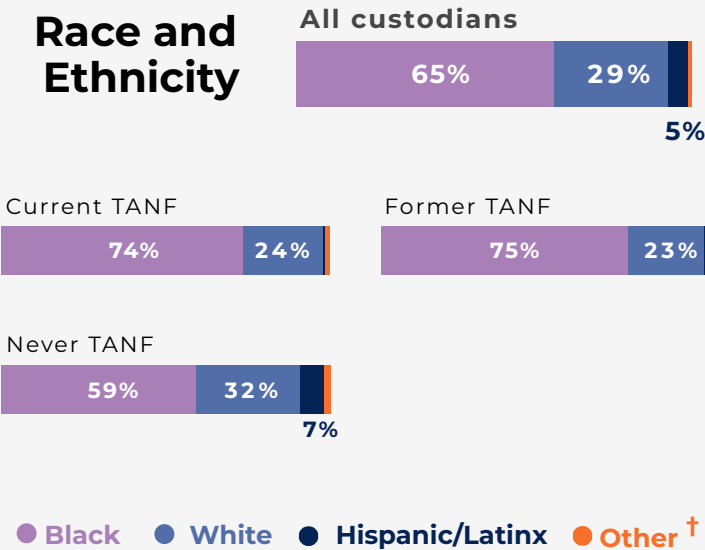


Demographics

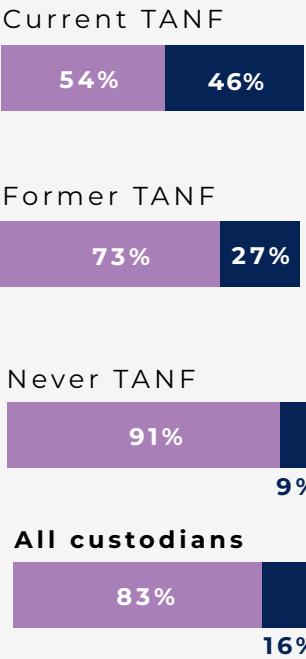
Gender



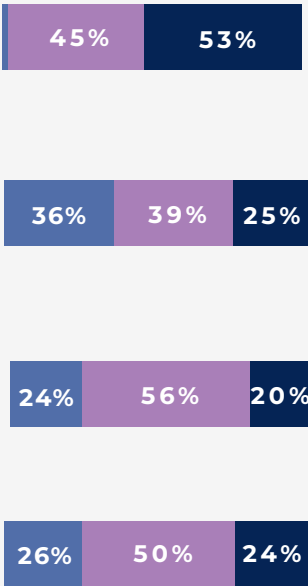
Race and Ethnicity



Number of Cases per custodian



Number of Children per custodian



● Zero ● One ● Two or more

Average Age

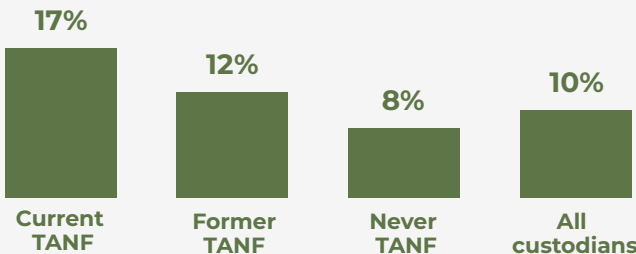


Custodians who received SNAP

between July 2023 and June 2024



Custodians with documented family violence

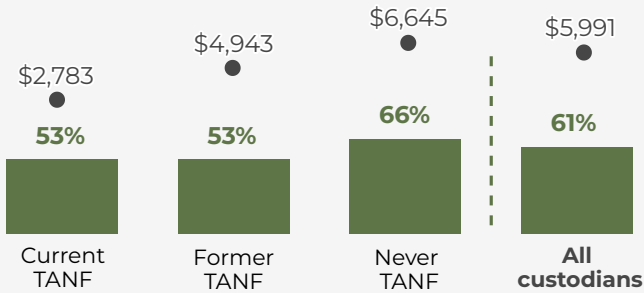


Maryland

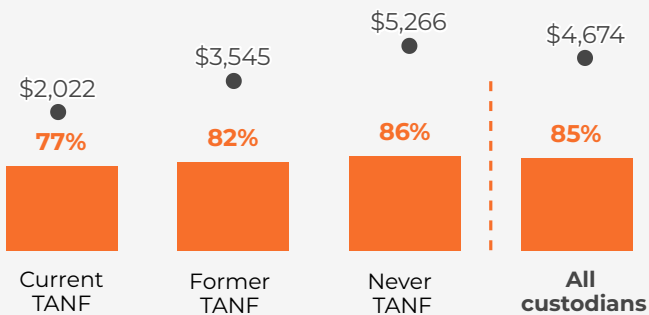
Profile of Custodians by TANF Receipt

Current Support

Percentage of custodians owed
**current support &
average amount owed**



Percentage of custodians owed current support and
**received a payment &
average amount received**



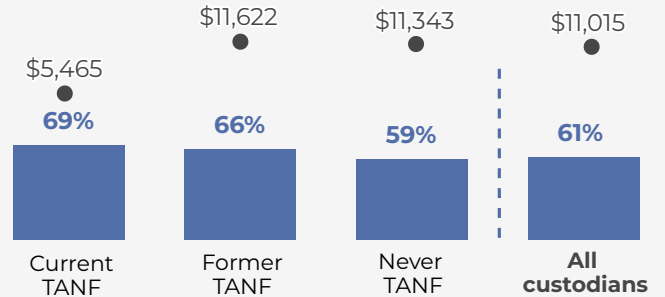
Among custodians who received payments
Percentage of current support received



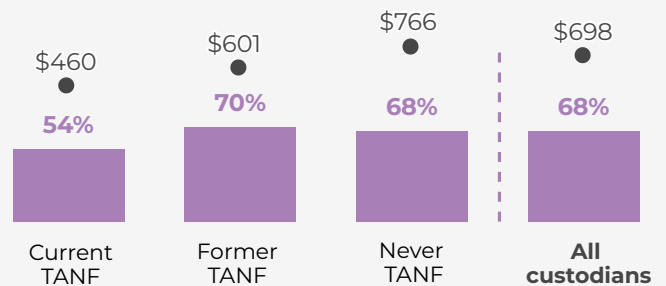
6% of current TANF custodians
received only pass-through

Past-due Support (Arrears)

Percentage of custodians owed
**arrears &
median amount owed**

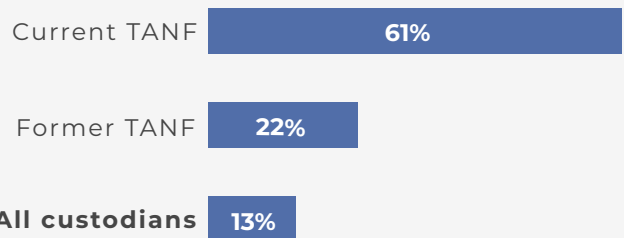


Percentage of custodians owed arrears and
**received a payment &
median amount received**

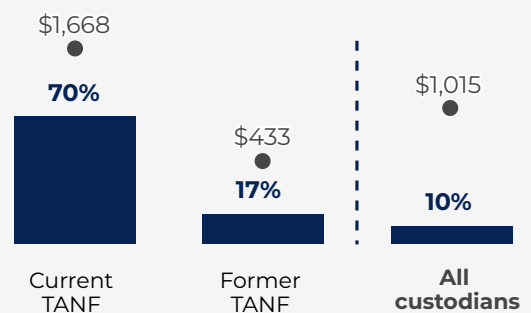


State-owned Support[#]

Percentage of arrears owed to the State



Percentage of custodians with a current support or arrears
**payment recouped by the State
& average amount recouped**



Notes:

Data are based on a stratified random sample of 18,042 custodians with active child support cases in July 2024. Categories are based on custodians' TANF receipt, defined by the presence of state-owned accounts. Valid percentages are reported to account for missing data. Percentages may not add up to 100% due to rounding. Values less than 4% are not labeled. For current support, amounts due and paid are based on the prior year from July 2023 to June 2024. For arrears, amounts due are based on July 2024 and amounts paid are based on the prior year from July 2023 to June 2024.

† Includes Asian, Native American, Alaskan Native, Native Hawaiian, and Other Pacific Islander.

^ Zero children represent custodians who do not have any children participating on the case. In most instances, this means the children have reached the age of majority.

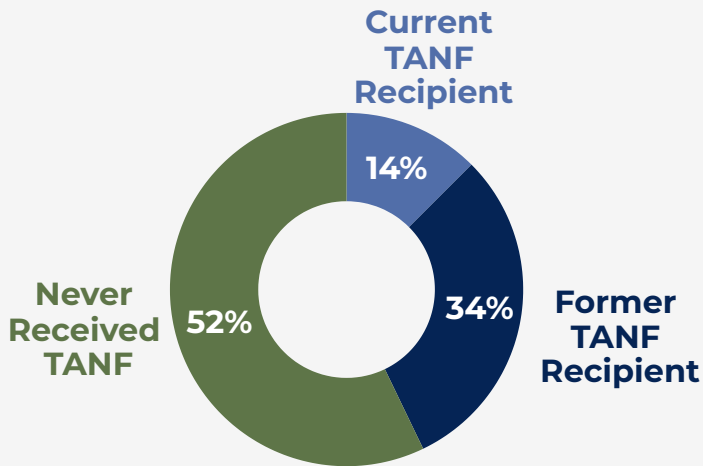
Only custodians who currently or formerly received TANF are required to sign over their rights to child support to the state. Those who have never received TANF are excluded from these figures as 100% of arrears are owed to custodians and no payments are recouped by the state.

Please see the Methods section for more information.

Allegany County

Profile of Custodians by TANF Receipt

TANF Participation



Demographics


Gender

93% Female 7% Male

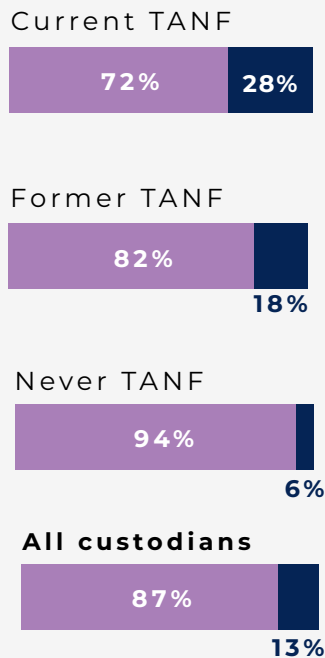


Race and Ethnicity

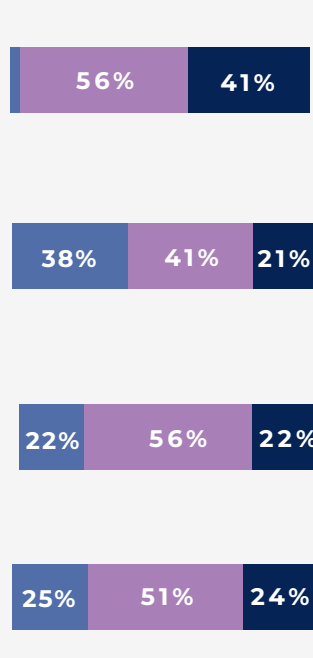
All custodians



Number of Cases per custodian

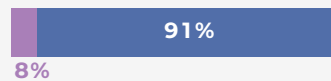


Number of Children per custodian

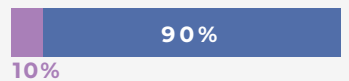


● Zero ● One ● Two or more

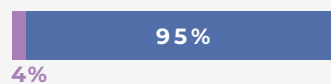
Current TANF



Former TANF



Never TANF



● Black ● White ● Hispanic/Latinx ● Other[†]

Average Age

40

Current TANF

45

Former TANF

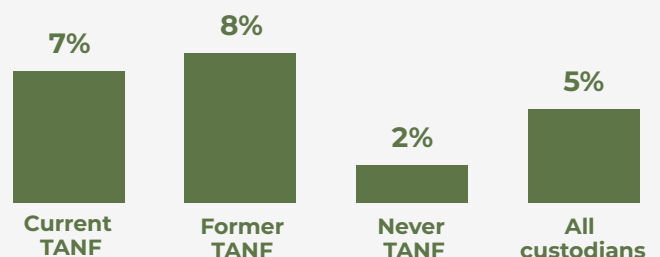
41

Never TANF

42

All custodians

Custodians with documented family violence



Custodians who received SNAP

between July 2023 and June 2024

86%

Current TANF

58%

Former TANF

33%

Never TANF

49%

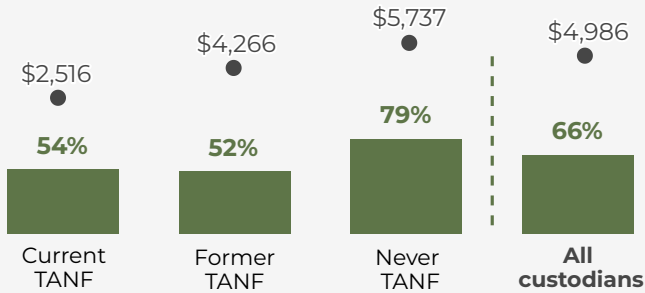
All custodians

Allegany County

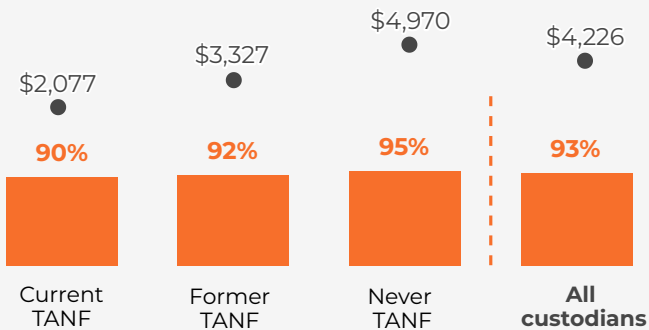
Profile of Custodians by TANF Receipt

Current Support

Percentage of custodians owed
**current support &
average amount owed**



Percentage of custodians owed current support and
**received a payment &
average amount received**



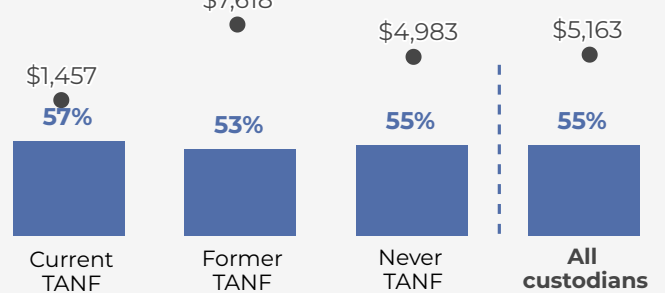
Among custodians who received payments
Percentage of current support received



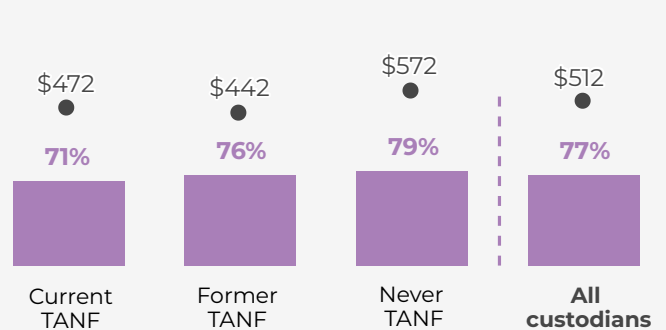
3% of current TANF custodians
received only pass-through

Past-due Support (Arrears)

Percentage of custodians owed
**arrears &
median amount owed**

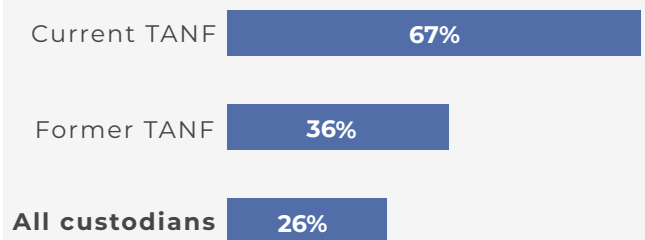


Percentage of custodians owed arrears and
**received a payment &
median amount received**

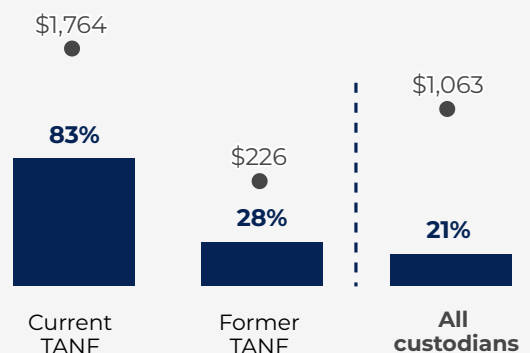


State-owed Support[#]

Percentage of arrears owed to the State



Percentage of custodians with a current support or arrears
**payment recouped by the State
& average amount recouped**



Notes:

Data are based on a stratified random sample of 708 custodians with active child support cases in July 2024. Categories are based on custodians' TANF receipt, defined by the presence of state-owed accounts. Valid percentages are reported to account for missing data. Percentages may not add up to 100% due to rounding. Values less than 4% are not labeled. For current support, amounts due and paid are based on the prior year from July 2023 to June 2024. For arrears, amounts due are based on July 2024 and amounts paid are based on the prior year from July 2023 to June 2024.

† Includes Asian, Native American, Alaskan Native, Native Hawaiian, and Other Pacific Islander.

^ Zero children represent custodians who do not have any children participating on the case. In most instances, this means the children have reached the age of majority.

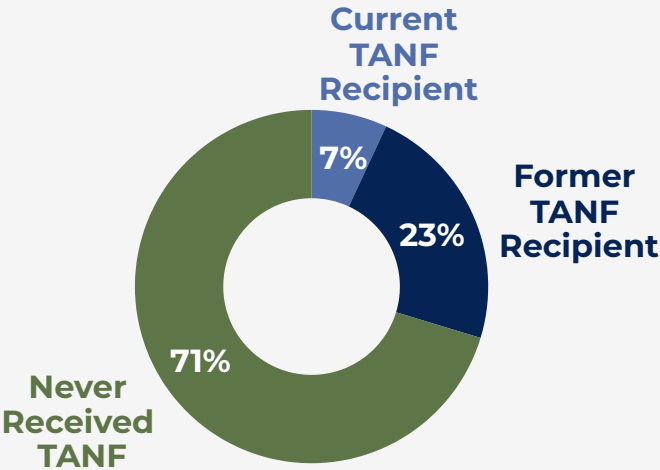
Only custodians who currently or formerly received TANF are required to sign over their rights to child support to the state. Those who have never received TANF are excluded from these figures as 100% of arrears are owed to custodians and no payments are recouped by the state.

Please see the Methods section for more information.

Anne Arundel County

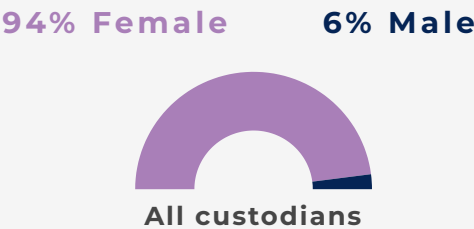
Profile of Custodians by TANF Receipt

TANF Participation

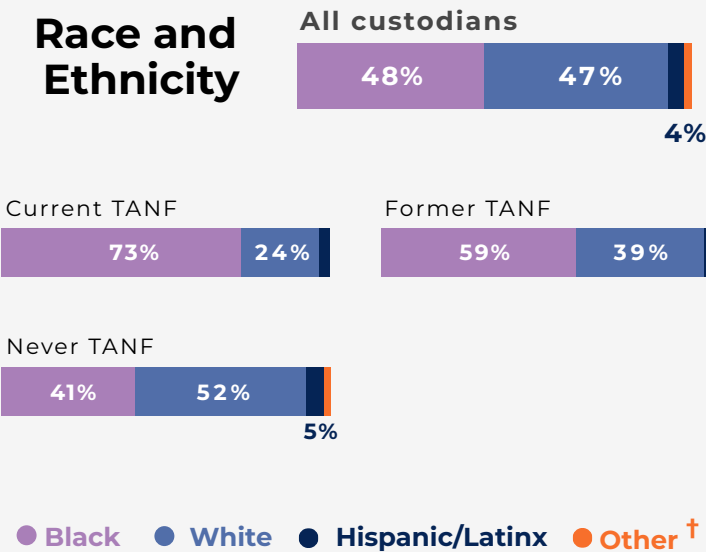


Demographics

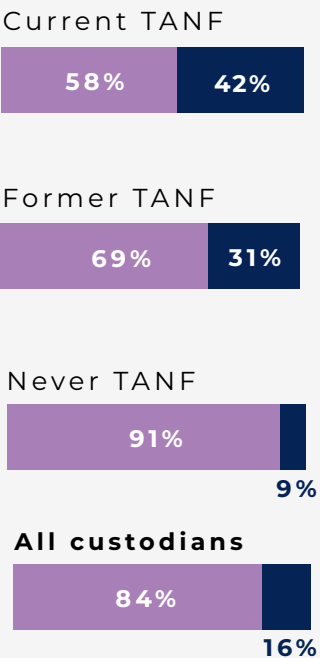
Gender



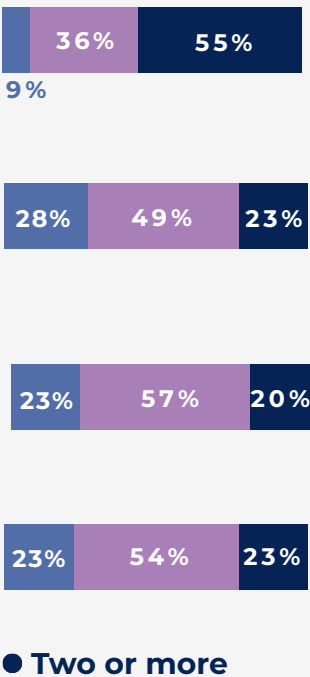
Race and Ethnicity



Number of Cases per custodian



Number of Children per custodian



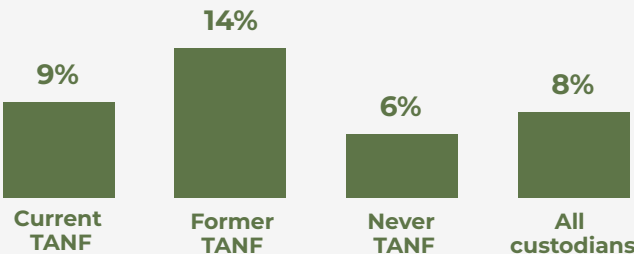
Average Age



Custodians who received SNAP between July 2023 and June 2024



Custodians with documented family violence

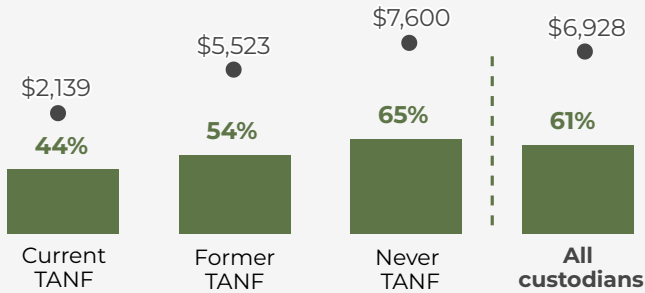


Anne Arundel County

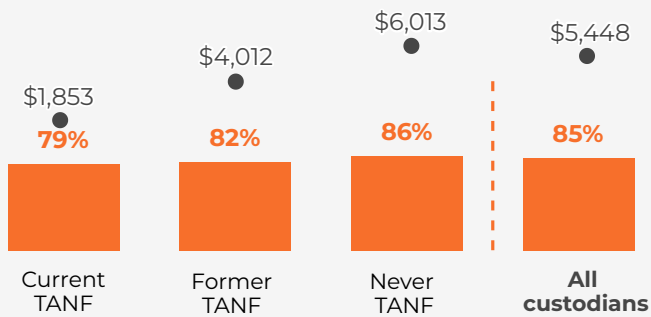
Profile of Custodians by TANF Receipt

Current Support

Percentage of custodians owed **current support & average amount owed**



Percentage of custodians owed current support and **received a payment & average amount received**



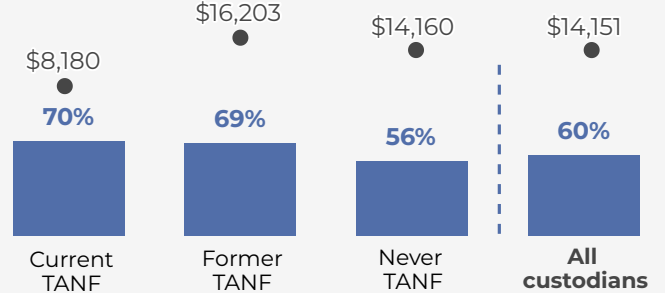
Among custodians who received payments
Percentage of current support received



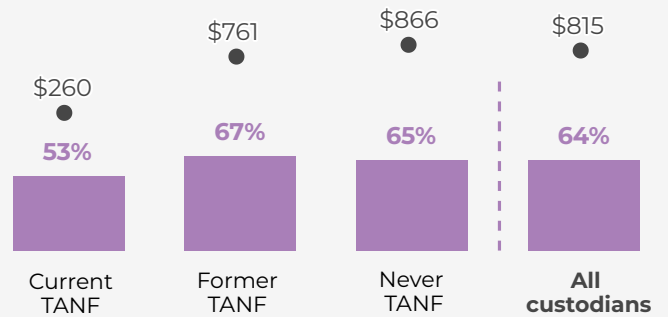
8% of current TANF custodians received only pass-through

Past-due Support (Arrears)

Percentage of custodians owed **arrears & median amount owed**

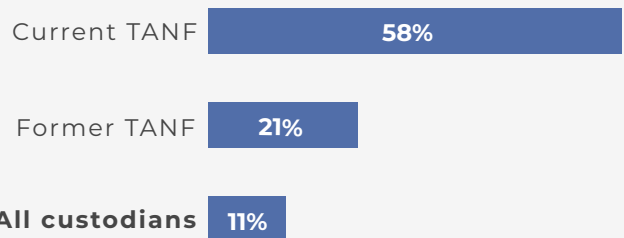


Percentage of custodians owed arrears and **received a payment & median amount received**

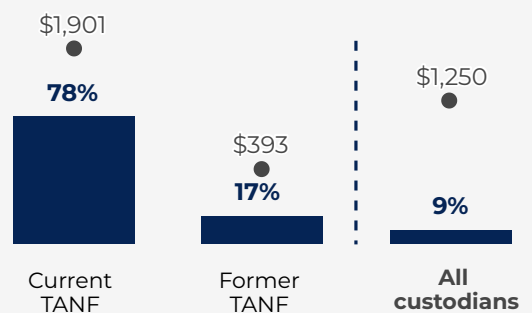


State-owed Support[#]

Percentage of arrears owed to the State



Percentage of custodians with a current support or arrears **payment recouped by the State & average amount recouped**



Notes:

Data are based on a stratified random sample of 981 custodians with active child support cases in July 2024. Categories are based on custodians' TANF receipt, defined by the presence of state-owed accounts. Valid percentages are reported to account for missing data. Percentages may not add up to 100% due to rounding. Values less than 4% are not labeled. For current support, amounts due and paid are based on the prior year from July 2023 to June 2024. For arrears, amounts due are based on July 2024 and amounts paid are based on the prior year from July 2023 to June 2024.

† Includes Asian, Native American, Alaskan Native, Native Hawaiian, and Other Pacific Islander.

^ Zero children represent custodians who do not have any children participating on the case. In most instances, this means the children have reached the age of majority.

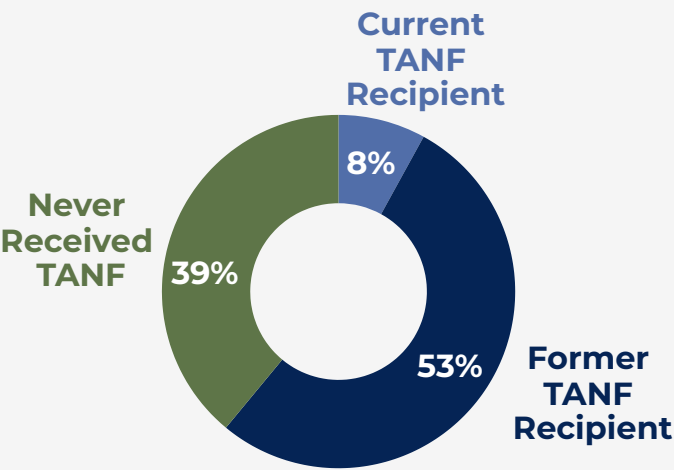
Only custodians who currently or formerly received TANF are required to sign over their rights to child support to the state. Those who have never received TANF are excluded from these figures as 100% of arrears are owed to custodians and no payments are recouped by the state.

Please see the Methods section for more information.

Baltimore City

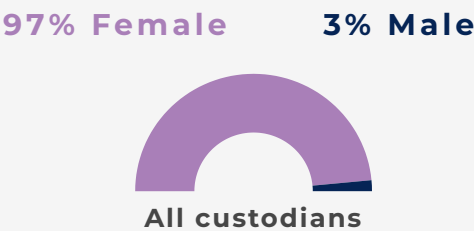
Profile of Custodians by TANF Receipt

TANF Participation

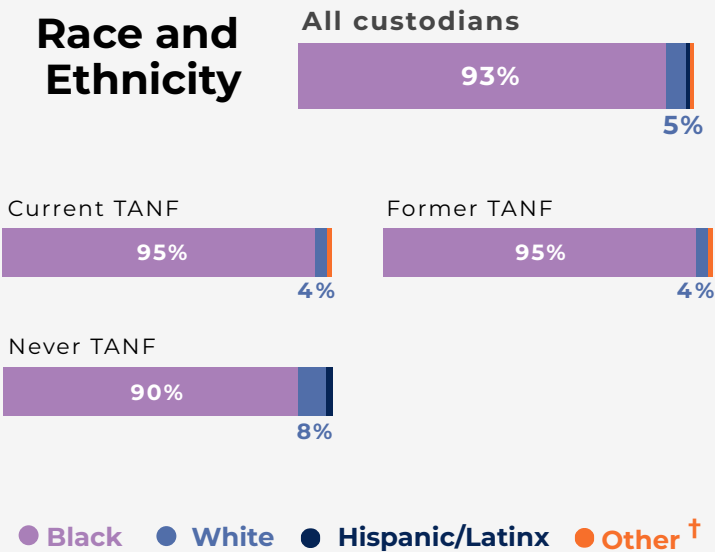


Demographics

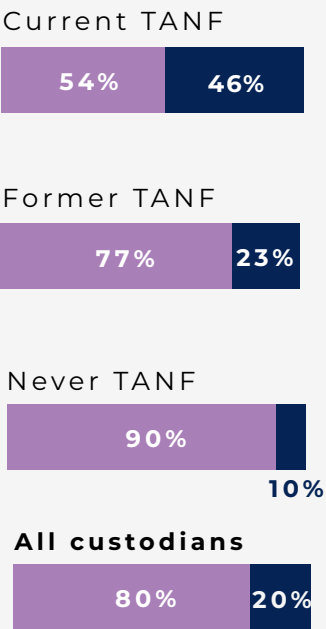
Gender



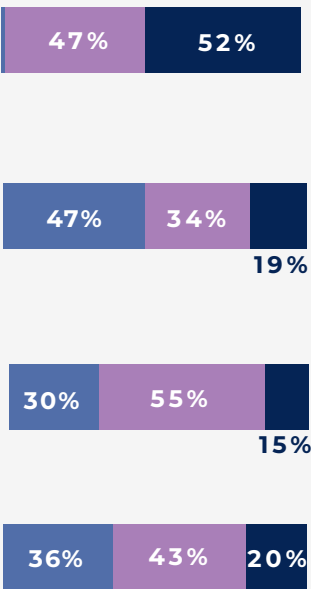
Race and Ethnicity



Number of Cases per custodian



Number of Children per custodian



● Zero ● One ● Two or more

Average Age

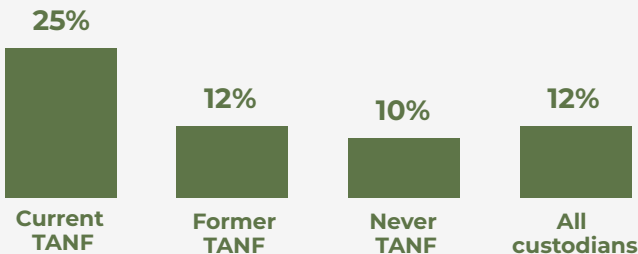


Custodians who received SNAP

between July 2023 and June 2024



Custodians with documented family violence

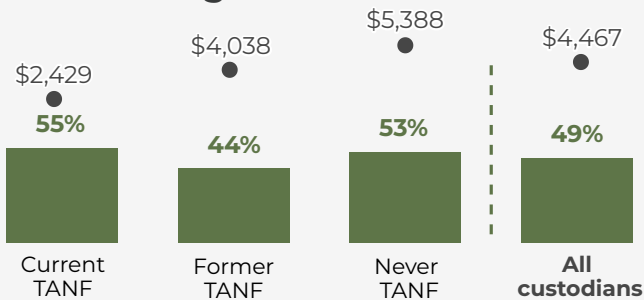


Baltimore City

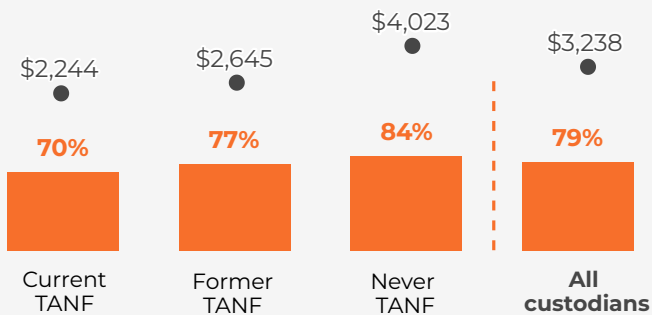
Profile of Custodians by TANF Receipt

Current Support

Percentage of custodians owed
**current support &
average amount owed**



Percentage of custodians owed current support and
**received a payment &
average amount received**



Among custodians who received payments
Percentage of current support received



6% of current TANF custodians
received only pass-through

Notes:

Data are based on a stratified random sample of 1,030 custodians with active child support cases in July 2024. Categories are based on custodians' TANF receipt, defined by the presence of state-owed accounts. Valid percentages are reported to account for missing data. Percentages may not add up to 100% due to rounding. Values less than 4% are not labeled. For current support, amounts due and paid are based on the prior year from July 2023 to June 2024. For arrears, amounts due are based on July 2024 and amounts paid are based on the prior year from July 2023 to June 2024.

† Includes Asian, Native American, Alaskan Native, Native Hawaiian, and Other Pacific Islander.

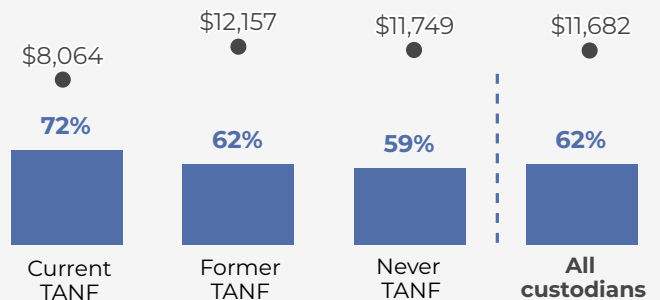
^ Zero children represent custodians who do not have any children participating on the case. In most instances, this means the children have reached the age of majority.

Only custodians who currently or formerly received TANF are required to sign over their rights to child support to the state. Those who have never received TANF are excluded from these figures as 100% of arrears are owed to custodians and no payments are recouped by the state.

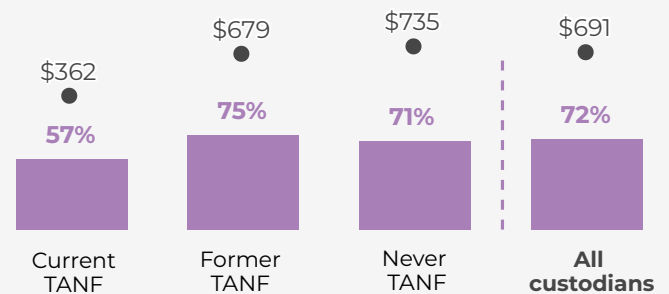
Please see the Methods section for more information.

Past-due Support (Arrears)

Percentage of custodians owed
**arrears &
median amount owed**

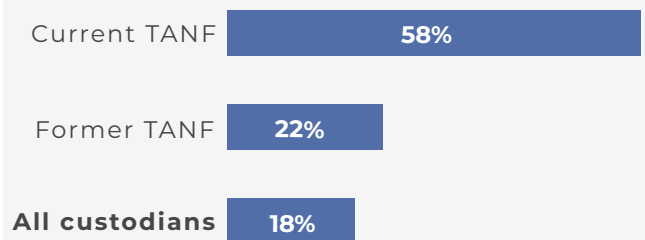


Percentage of custodians owed arrears and
**received a payment &
median amount received**

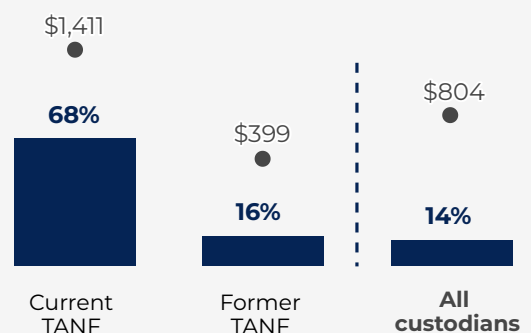


State-owed Support[#]

Percentage of arrears owed to the State



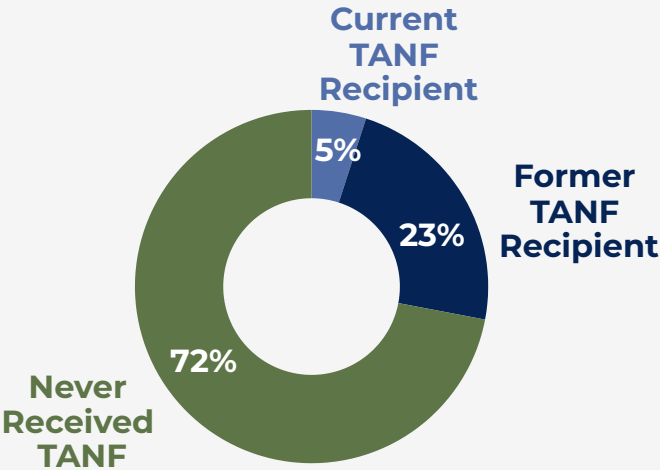
Percentage of custodians with a current support or arrears
**payment recouped by the State
& average amount recouped**



Baltimore County

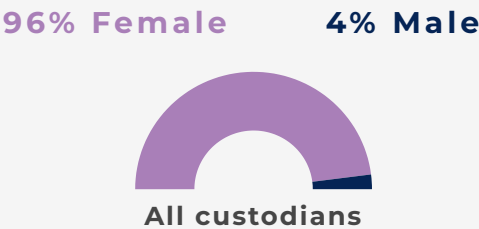
Profile of Custodians by TANF Receipt

TANF Participation

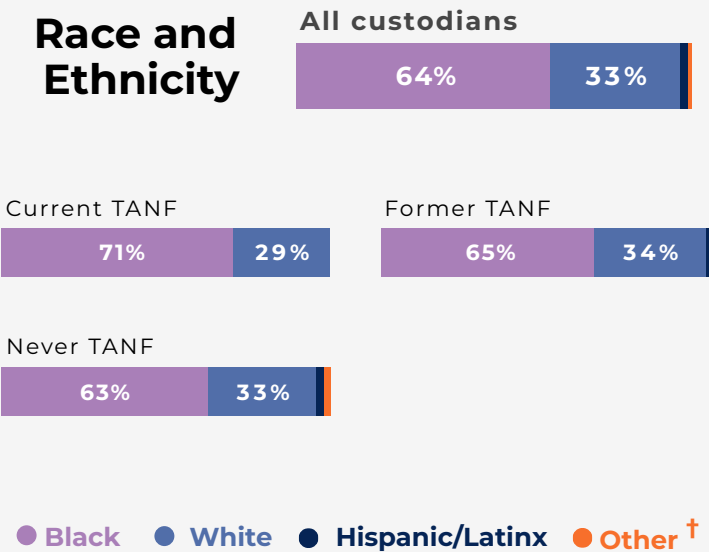


Demographics

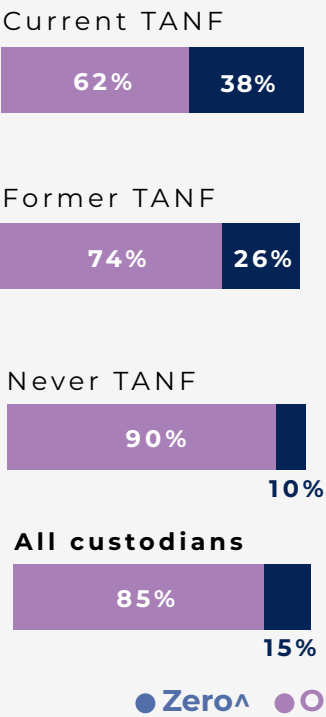
Gender



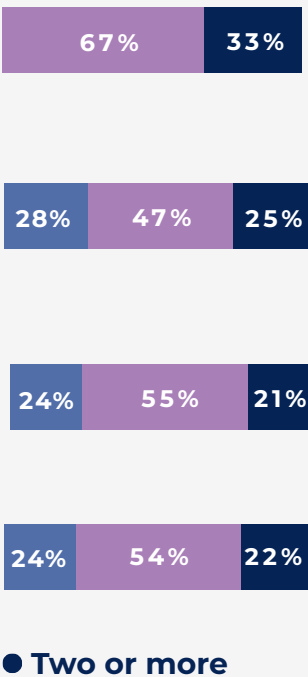
Race and Ethnicity



Number of Cases per custodian



Number of Children per custodian



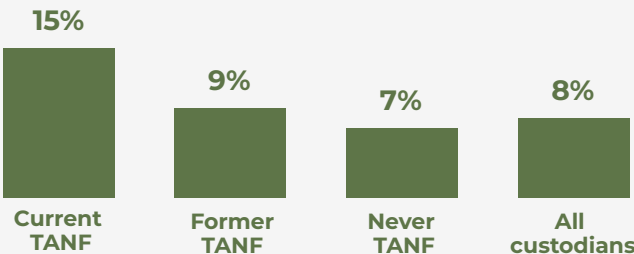
Average Age



Custodians who received SNAP between July 2023 and June 2024



Custodians with documented family violence

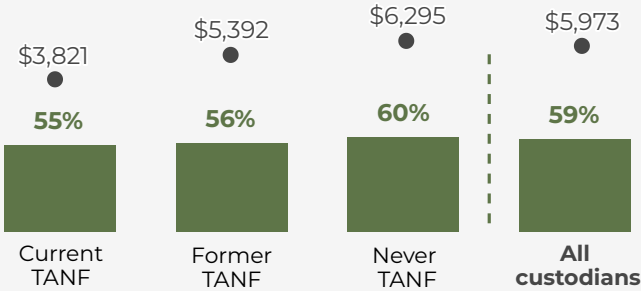


Baltimore County

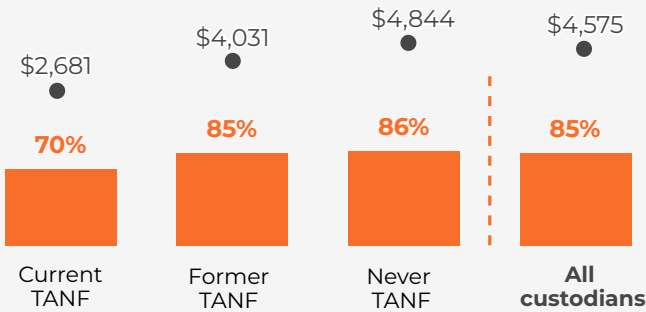
Profile of Custodians by TANF Receipt

Current Support

Percentage of custodians owed **current support & average amount owed**



Percentage of custodians owed current support and **received a payment & average amount received**



Among custodians who received payments
Percentage of current support received



8% of current TANF custodians received only pass-through

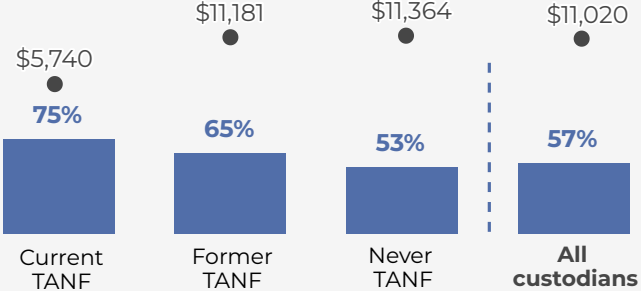
Notes:
Data are based on a stratified random sample of 1,009 custodians with active child support cases in July 2024. Categories are based on custodians' TANF receipt, defined by the presence of state-owed accounts. Valid percentages are reported to account for missing data. Percentages may not add up to 100% due to rounding. Values less than 4% are not labeled. For current support, amounts due and paid are based on the prior year from July 2023 to June 2024. For arrears, amounts due are based on July 2024 and amounts paid are based on the prior year from July 2023 to June 2024.

† Includes Asian, Native American, Alaskan Native, Native Hawaiian, and Other Pacific Islander.
^ Zero children represent custodians who do not have any children participating on the case. In most instances, this means the children have reached the age of majority.
Only custodians who currently or formerly received TANF are required to sign over their rights to child support to the state. Those who have never received TANF are excluded from these figures as 100% of arrears are owed to custodians and no payments are recouped by the state.

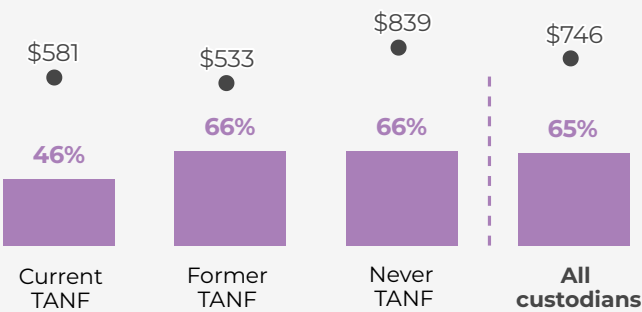
Please see the Methods section for more information.

Past-due Support (Arrears)

Percentage of custodians owed **arrears & median amount owed**

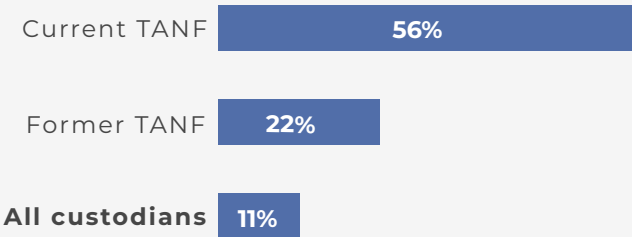


Percentage of custodians owed arrears and **received a payment & median amount received**

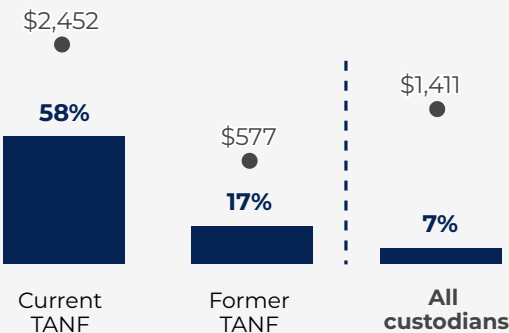


State-owed Support[#]

Percentage of arrears owed to the State



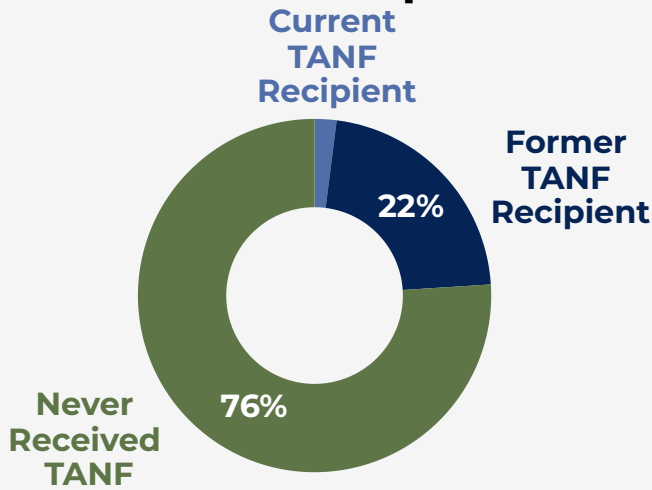
Percentage of custodians with a current support or arrears **payment recouped by the State & average amount recouped**



Calvert County

Profile of Custodians by TANF Receipt

TANF Participation



Demographics

Gender

93% Female 7% Male



All custodians

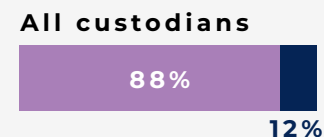
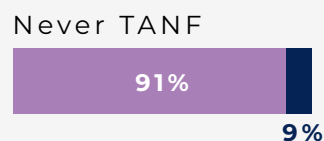
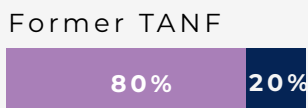
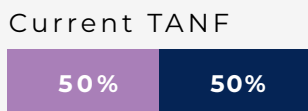
Race and Ethnicity

All custodians

31% 66%




Number of Cases per custodian



Zero One Two or more

Number of Children per custodian



Current TANF



Former TANF



Never TANF



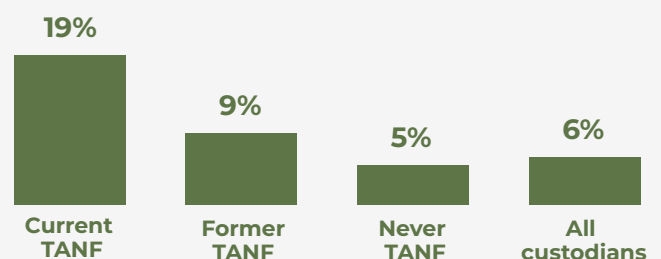
Black White Hispanic/Latinx Other[†]

Average Age

41 43 41 42

Current TANF Former TANF Never TANF All custodians

Custodians with documented family violence



Custodians who received SNAP

between July 2023 and June 2024

69% 53% 20% 28%

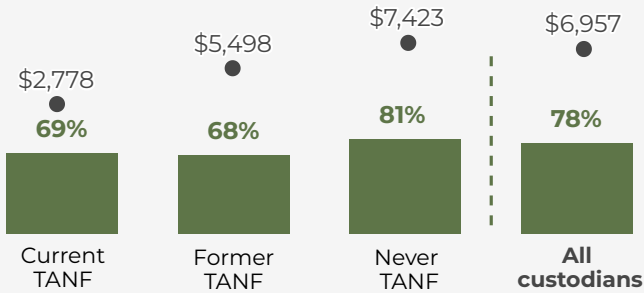
Current TANF Former TANF Never TANF All custodians

Calvert County

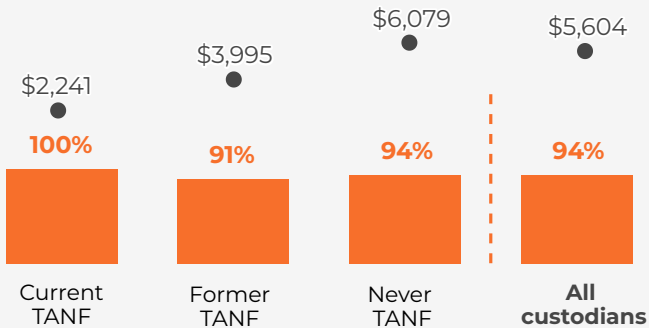
Profile of Custodians by TANF Receipt

Current Support

Percentage of custodians owed **current support & average amount owed**



Percentage of custodians owed current support and **received a payment & average amount received**



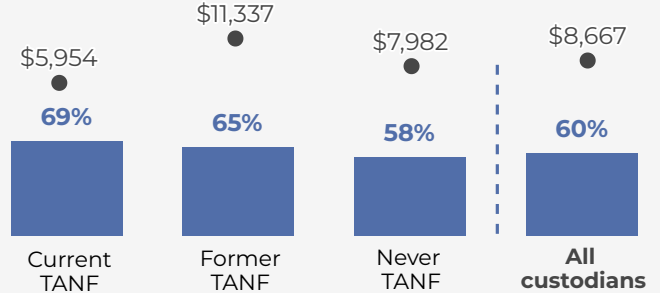
Among custodians who received payments
Percentage of current support received



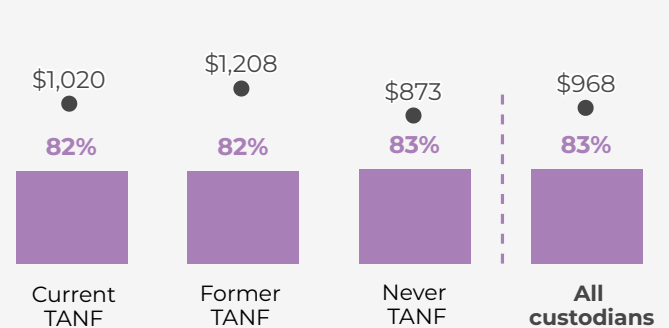
0% of current TANF custodians received only pass-through

Past-due Support (Arrears)

Percentage of custodians owed **arrears & median amount owed**

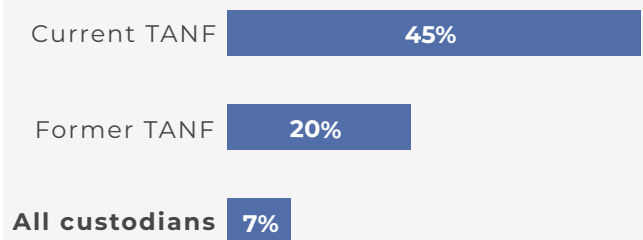


Percentage of custodians owed arrears and **received a payment & median amount received**

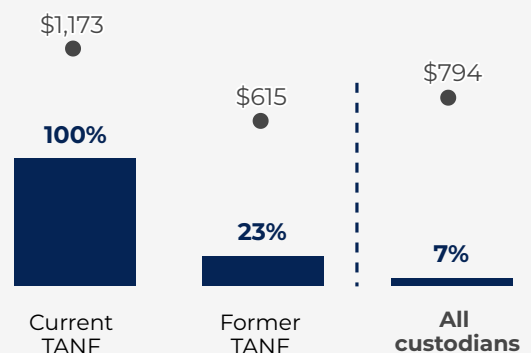


State-owed Support[#]

Percentage of arrears owed to the State



Percentage of custodians with a current support or arrears **payment recouped by the State & average amount recouped**



Notes:

Data are based on a stratified random sample of 679 custodians with active child support cases in July 2024. Categories are based on custodians' TANF receipt, defined by the presence of state-owed accounts. Valid percentages are reported to account for missing data. Percentages may not add up to 100% due to rounding. Values less than 4% are not labeled. For current support, amounts due and paid are based on the prior year from July 2023 to June 2024. For arrears, amounts due are based on July 2024 and amounts paid are based on the prior year from July 2023 to June 2024.

[†] Includes Asian, Native American, Alaskan Native, Native Hawaiian, and Other Pacific Islander.

[^] Zero children represent custodians who do not have any children participating on the case. In most instances, this means the children have reached the age of majority.

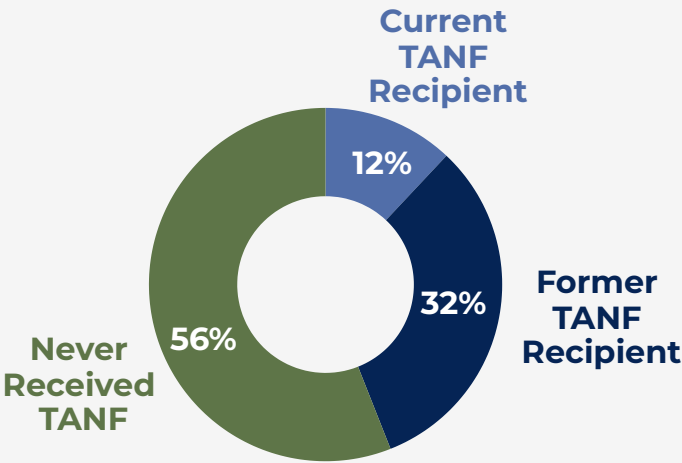
[#] Only custodians who currently or formerly received TANF are required to sign over their rights to child support to the state. Those who have never received TANF are excluded from these figures as 100% of arrears are owed to custodians and no payments are recouped by the state.

Please see the Methods section for more information.

Caroline County

Profile of Custodians by TANF Receipt

TANF Participation



Demographics

Gender

93% Female 7% Male

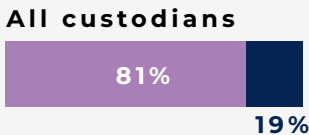
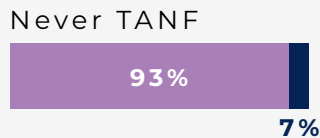
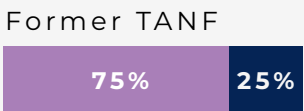


Race and Ethnicity

All custodians

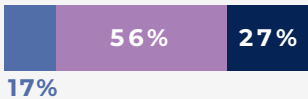
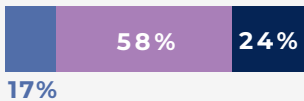
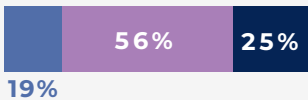
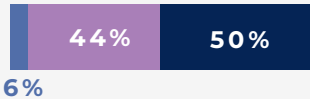
35% 62%

Number of Cases per custodian




● Zero^ ● One ● Two or more

Number of Children per custodian



Custodians who received SNAP

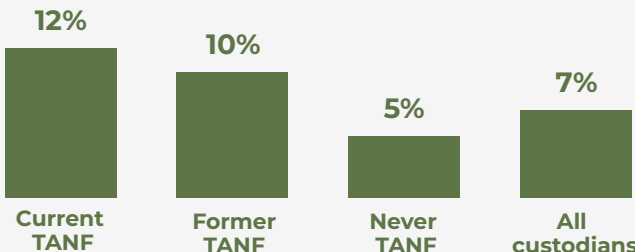
between July 2023 and June 2024



Average Age



Custodians with documented family violence

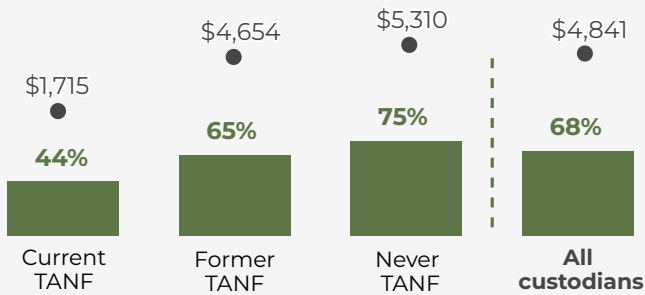


Caroline County

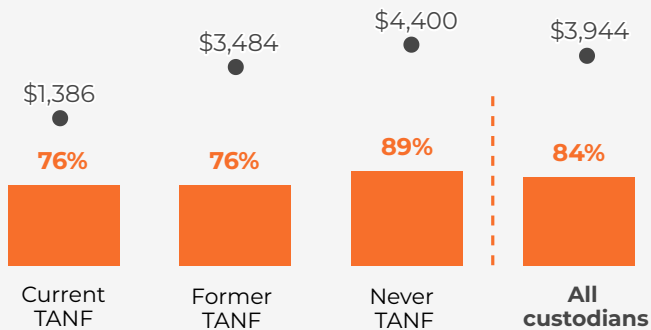
Profile of Custodians by TANF Receipt

Current Support

Percentage of custodians owed **current support & average amount owed**



Percentage of custodians owed current support and **received a payment & average amount received**



Among custodians who received payments
Percentage of current support received



7% of current TANF custodians received only pass-through

Notes:

Data are based on a stratified random sample of 573 custodians with active child support cases in July 2024. Categories are based on custodians' TANF receipt, defined by the presence of state-owed accounts. Valid percentages are reported to account for missing data. Percentages may not add up to 100% due to rounding. Values less than 4% are not labeled. For current support, amounts due and paid are based on the prior year from July 2023 to June 2024. For arrears, amounts due are based on July 2024 and amounts paid are based on the prior year from July 2023 to June 2024.

† Includes Asian, Native American, Alaskan Native, Native Hawaiian, and Other Pacific Islander.

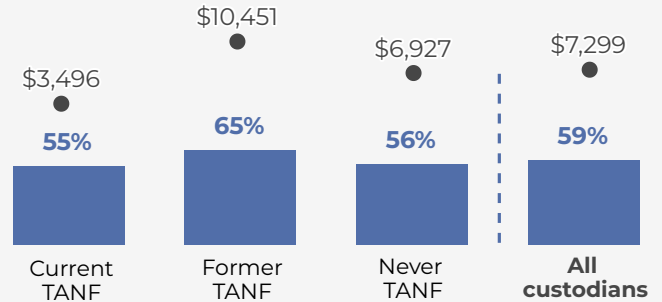
^ Zero children represent custodians who do not have any children participating on the case. In most instances, this means the children have reached the age of majority.

Only custodians who currently or formerly received TANF are required to sign over their rights to child support to the state. Those who have never received TANF are excluded from these figures as 100% of arrears are owed to custodians and no payments are recouped by the state.

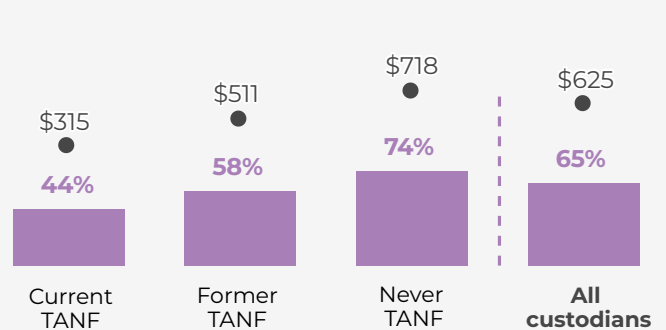
Please see the Methods section for more information.

Past-due Support (Arrears)

Percentage of custodians owed **arrears & median amount owed**

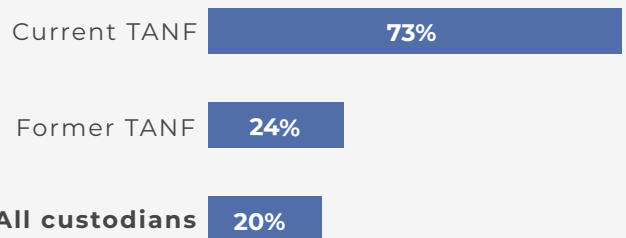


Percentage of custodians owed arrears and **received a payment & median amount received**

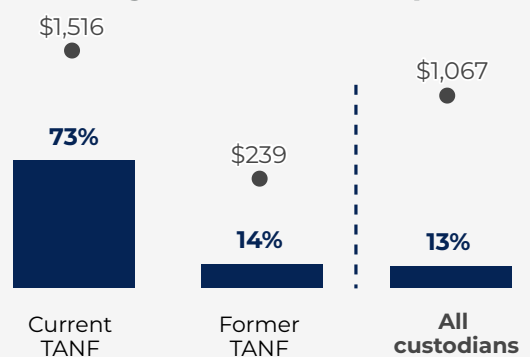


State-owed Support[#]

Percentage of arrears owed to the State



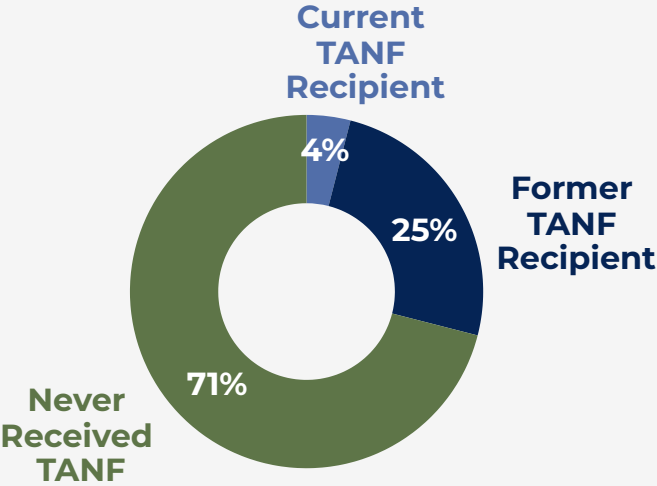
Percentage of custodians with a current support or arrears **payment recouped by the State & average amount recouped**



Carroll County

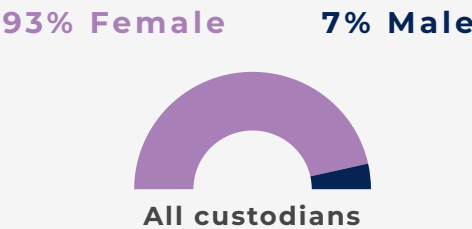
Profile of Custodians by TANF Receipt

TANF Participation

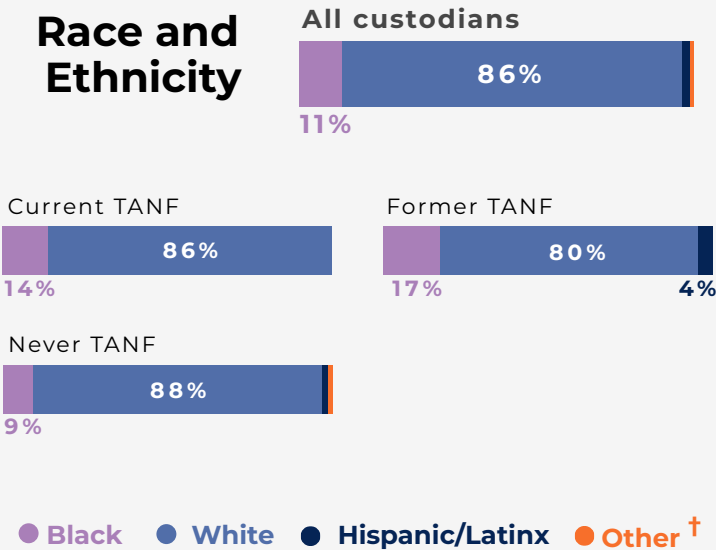


Demographics

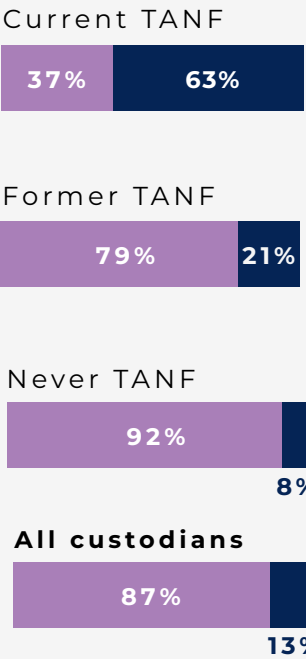
Gender



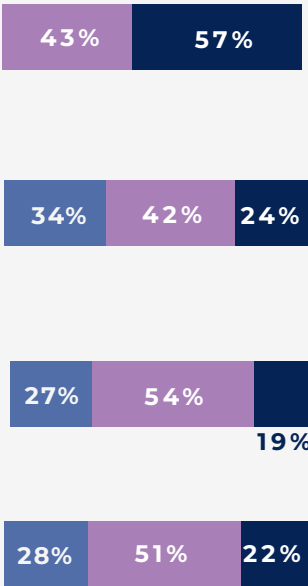
Race and Ethnicity



Number of Cases per custodian



Number of Children per custodian



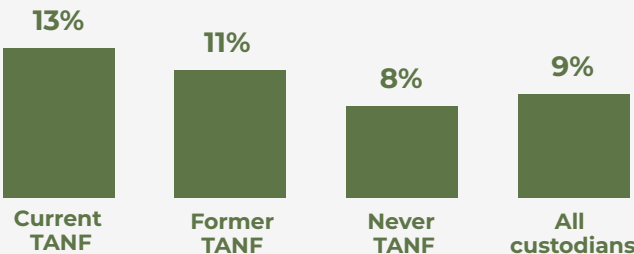
Average Age



Custodians who received SNAP between July 2023 and June 2024



Custodians with documented family violence

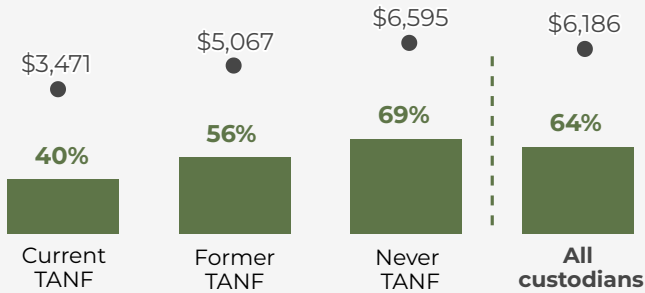


Carroll County

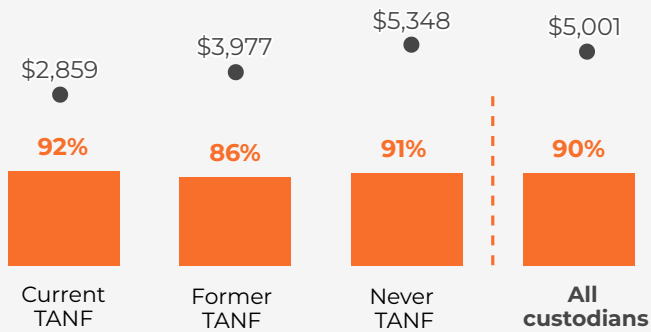
Profile of Custodians by TANF Receipt

Current Support


Percentage of custodians owed **current support & average amount owed**



Percentage of custodians owed current support and **received a payment & average amount received**



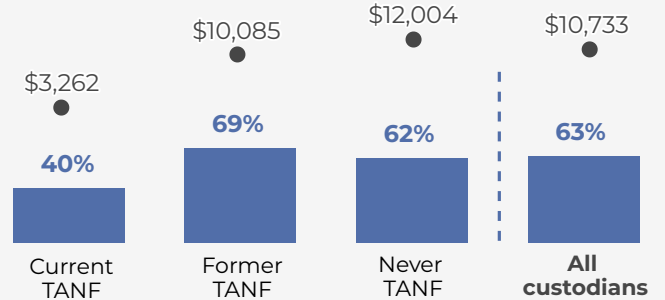
Among custodians who received payments
Percentage of current support received



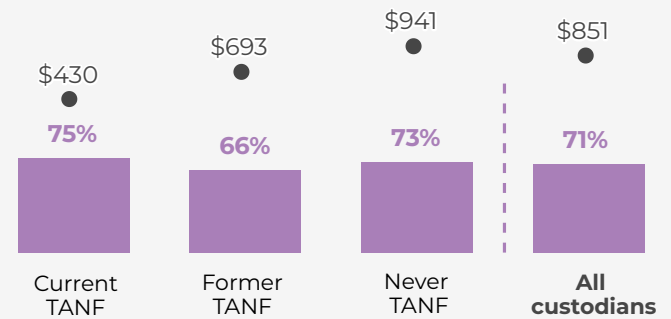
7% of current TANF custodians received only pass-through

Past-due Support (Arrears)

Percentage of custodians owed **arrears & median amount owed**

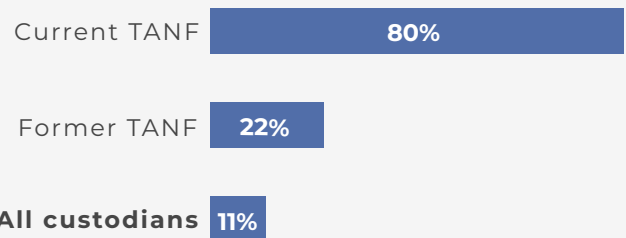


Percentage of custodians owed arrears and **received a payment & median amount received**

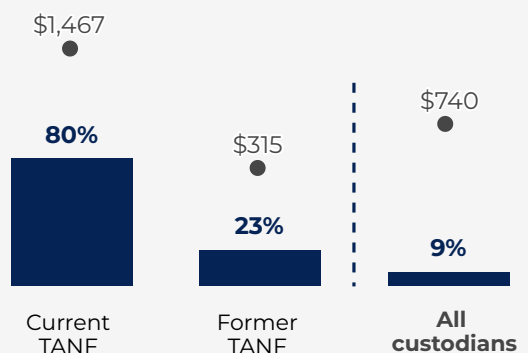


State-owed Support[#]

Percentage of arrears owed to the State



Percentage of custodians with a current support or arrears **payment recouped by the State & average amount recouped**



Notes:

Data are based on a stratified random sample of 722 custodians with active child support cases in July 2024. Categories are based on custodians' TANF receipt, defined by the presence of state-owed accounts. Valid percentages are reported to account for missing data. Percentages may not add up to 100% due to rounding. Values less than 4% are not labeled. For current support, amounts due and paid are based on the prior year from July 2023 to June 2024. For arrears, amounts due are based on July 2024 and amounts paid are based on the prior year from July 2023 to June 2024.

† Includes Asian, Native American, Alaskan Native, Native Hawaiian, and Other Pacific Islander.

^ Zero children represent custodians who do not have any children participating on the case. In most instances, this means the children have reached the age of majority.

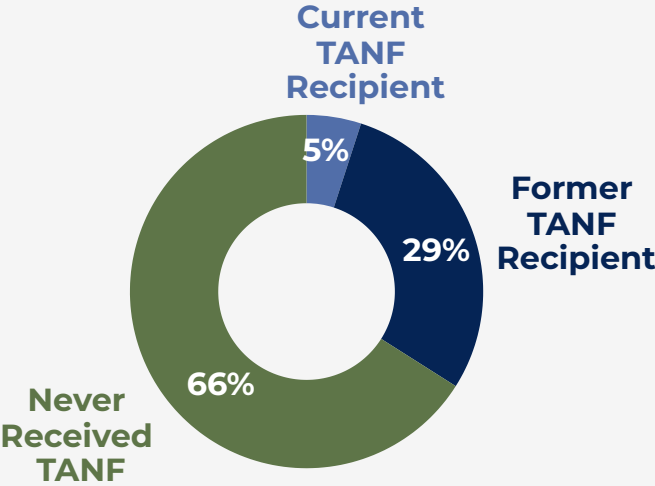
Only custodians who currently or formerly received TANF are required to sign over their rights to child support to the state. Those who have never received TANF are excluded from these figures as 100% of arrears are owed to custodians and no payments are recouped by the state.

Please see the Methods section for more information.

Cecil County

Profile of Custodians by TANF Receipt

TANF Participation



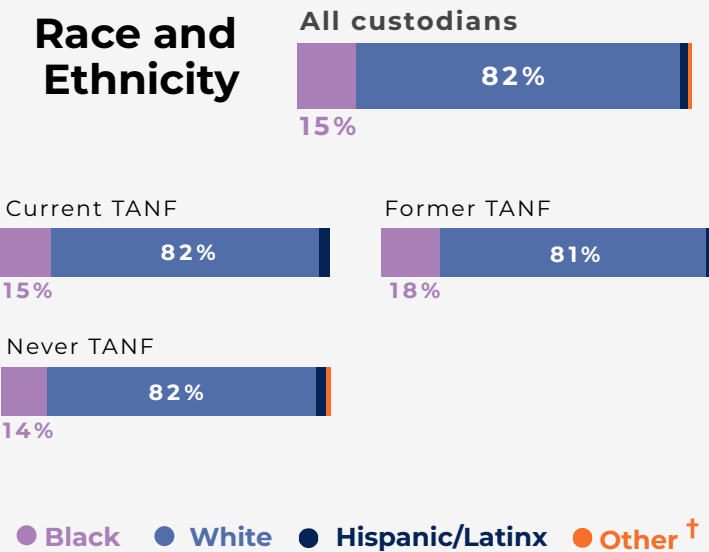
Demographics

Gender

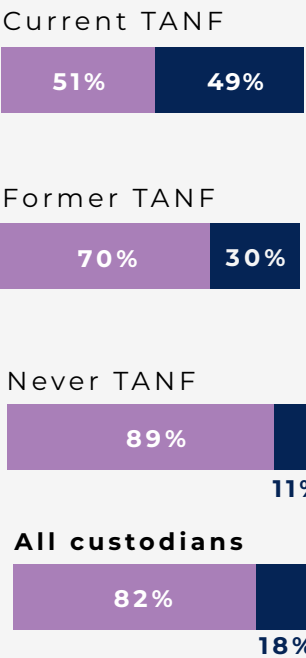
92% Female 8% Male



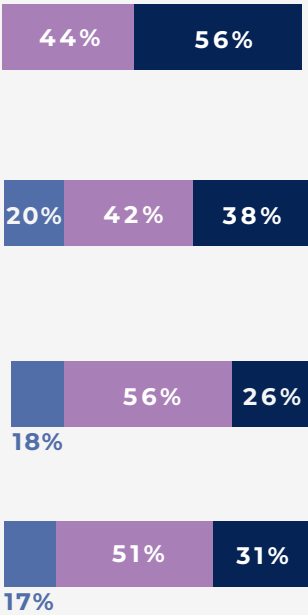
Race and Ethnicity



Number of Cases per custodian



Number of Children per custodian



● Zero ● One ● Two or more

Average Age

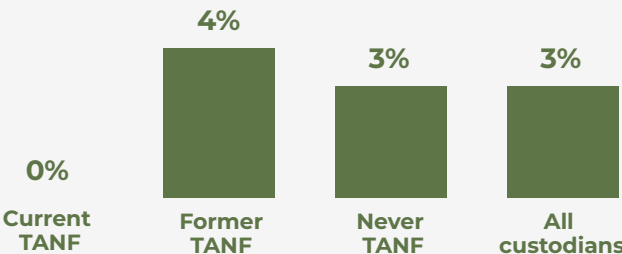


Custodians who received SNAP

between July 2023 and June 2024



Custodians with documented family violence

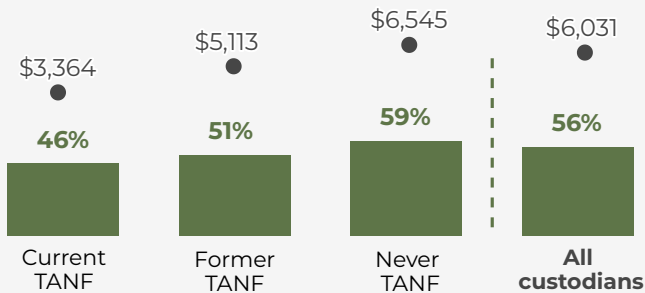


Cecil County

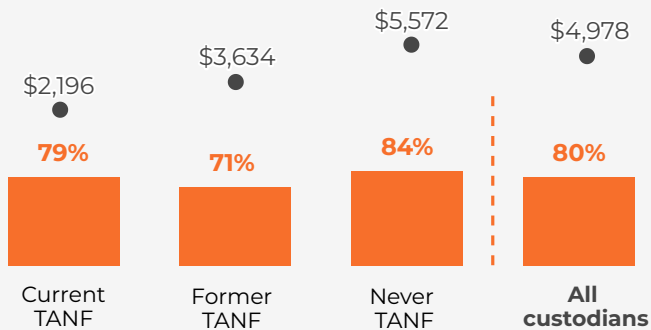
Profile of Custodians by TANF Receipt

Current Support

Percentage of custodians owed **current support & average amount owed**



Percentage of custodians owed current support and **received a payment & average amount received**



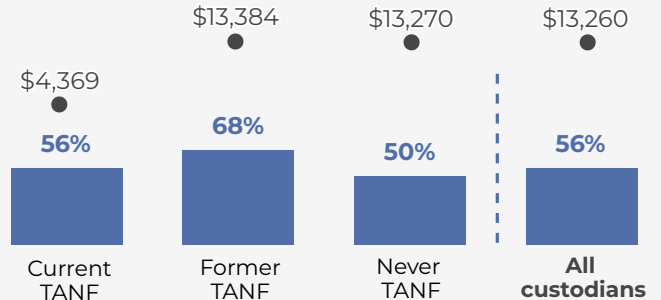
Among custodians who received payments
Percentage of current support received



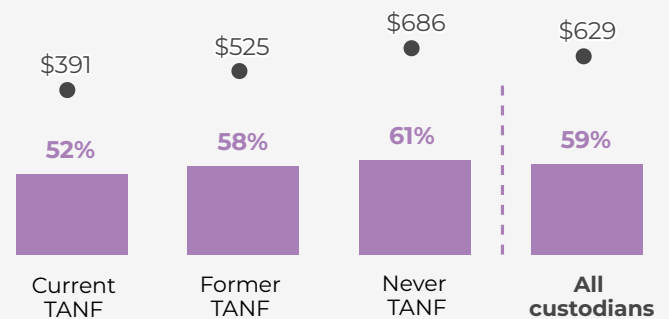
3% of current TANF custodians received only pass-through

Past-due Support (Arrears)

Percentage of custodians owed **arrears & median amount owed**

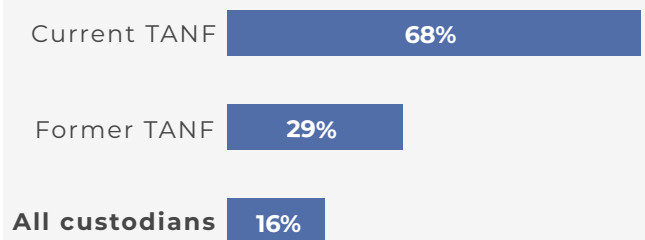


Percentage of custodians owed arrears and **received a payment & median amount received**

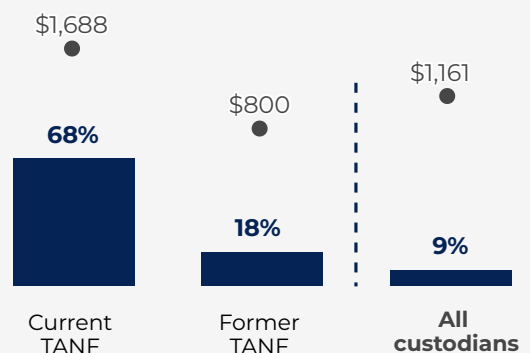


State-owned Support[#]

Percentage of arrears owed to the State



Percentage of custodians with a current support or arrears **payment recouped by the State & average amount recouped**



Notes:

Data are based on a stratified random sample of 792 custodians with active child support cases in July 2024. Categories are based on custodians' TANF receipt, defined by the presence of state-owned accounts. Valid percentages are reported to account for missing data. Percentages may not add up to 100% due to rounding. Values less than 4% are not labeled. For current support, amounts due and paid are based on the prior year from July 2023 to June 2024. For arrears, amounts due are based on July 2024 and amounts paid are based on the prior year from July 2023 to June 2024.

† Includes Asian, Native American, Alaskan Native, Native Hawaiian, and Other Pacific Islander.

^ Zero children represent custodians who do not have any children participating on the case. In most instances, this means the children have reached the age of majority.

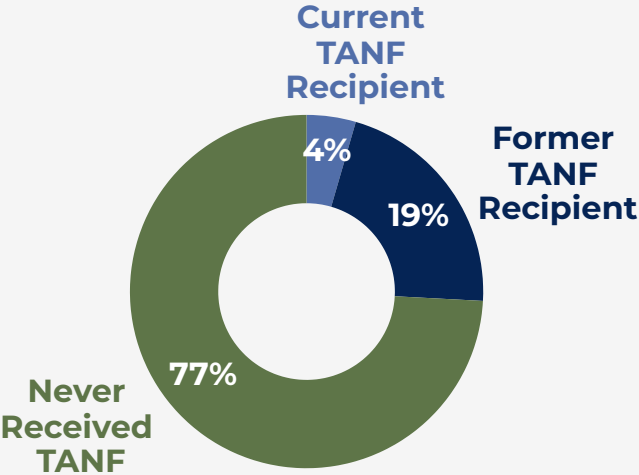
Only custodians who currently or formerly received TANF are required to sign over their rights to child support to the state. Those who have never received TANF are excluded from these figures as 100% of arrears are owed to custodians and no payments are recouped by the state.

Please see the Methods section for more information.

Charles County

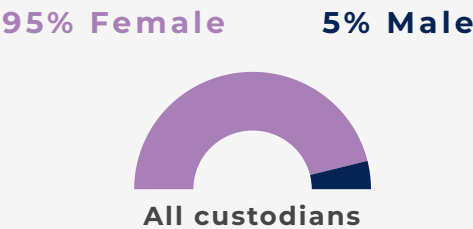
Profile of Custodians by TANF Receipt

TANF Participation

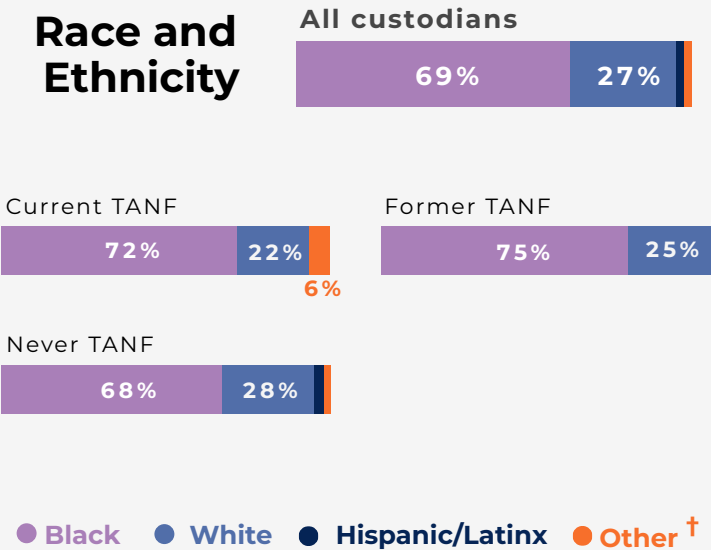


Demographics

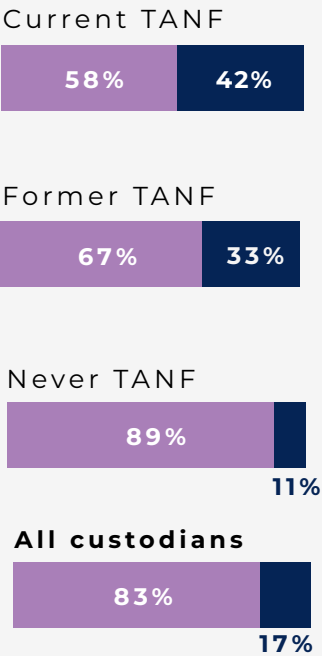
Gender



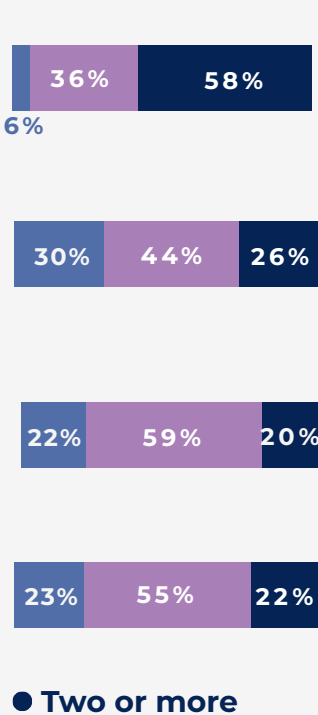
Race and Ethnicity



Number of Cases per custodian



Number of Children per custodian



Average Age

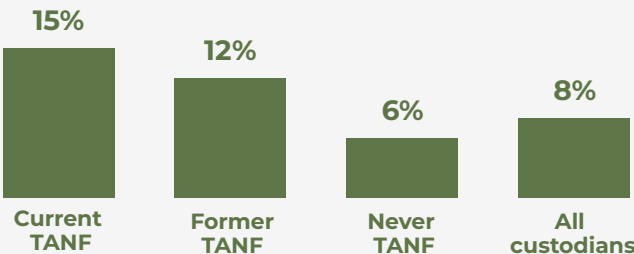


Custodians who received SNAP

between July 2023 and June 2024



Custodians with documented family violence

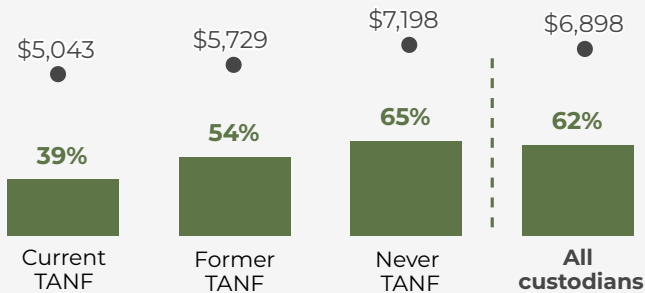


Charles County

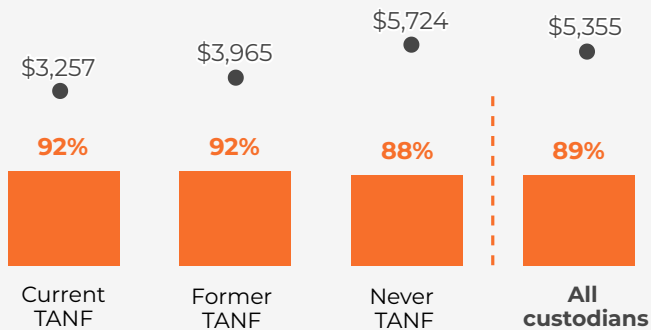
Profile of Custodians by TANF Receipt

Current Support

Percentage of custodians owed
**current support &
average amount owed**



Percentage of custodians owed current support and
**received a payment &
average amount received**



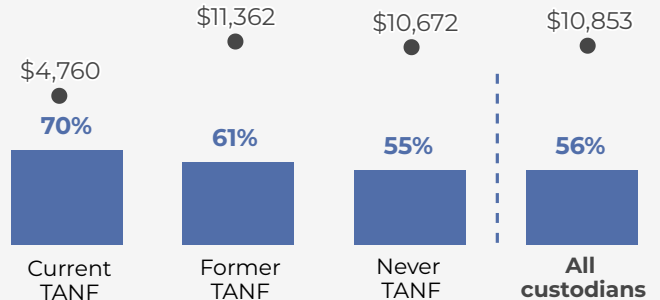
Among custodians who received payments
Percentage of current support received



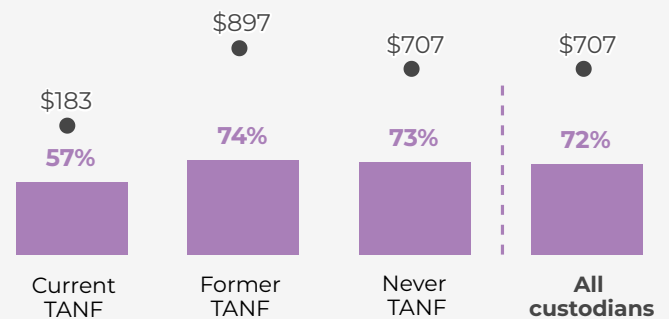
7% of current TANF custodians
received only pass-through

Past-due Support (Arrears)

Percentage of custodians owed
**arrears &
median amount owed**

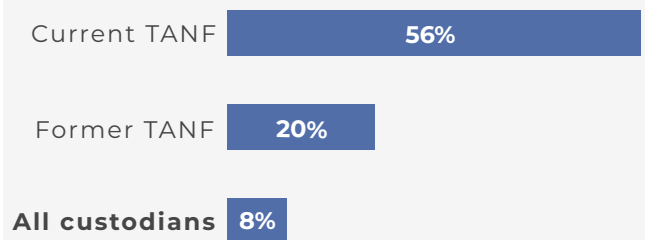


Percentage of custodians owed arrears and
**received a payment &
median amount received**

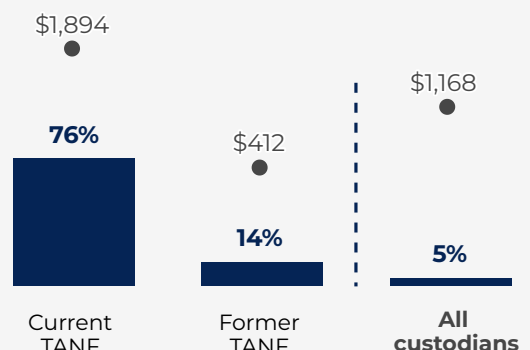


State-owed Support[#]

Percentage of arrears owed to the State



Percentage of custodians with a current support or arrears
**payment recouped by the State
& average amount recouped**



Notes:

Data are based on a stratified random sample of 901 custodians with active child support cases in July 2024. Categories are based on custodians' TANF receipt, defined by the presence of state-owed accounts. Valid percentages are reported to account for missing data. Percentages may not add up to 100% due to rounding. Values less than 4% are not labeled. For current support, amounts due and paid are based on the prior year from July 2023 to June 2024. For arrears, amounts due are based on July 2024 and amounts paid are based on the prior year from July 2023 to June 2024.

† Includes Asian, Native American, Alaskan Native, Native Hawaiian, and Other Pacific Islander.

^ Zero children represent custodians who do not have any children participating on the case. In most instances, this means the children have reached the age of majority.

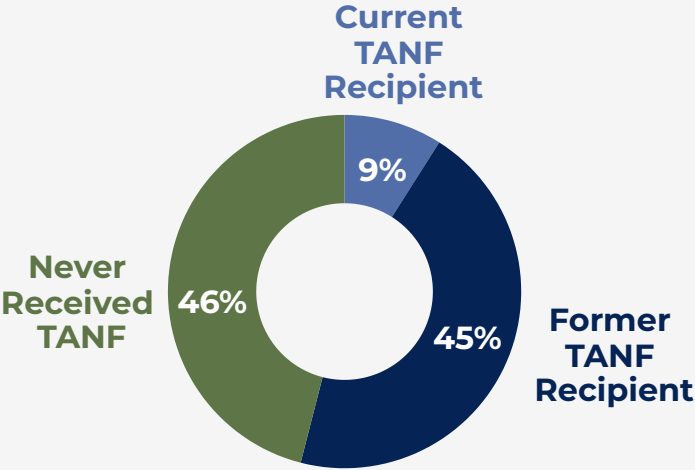
Only custodians who currently or formerly received TANF are required to sign over their rights to child support to the state. Those who have never received TANF are excluded from these figures as 100% of arrears are owed to custodians and no payments are recouped by the state.

Please see the Methods section for more information.

Dorchester County

Profile of Custodians by TANF Receipt

TANF Participation



Demographics


Gender

96% Female 4% Male

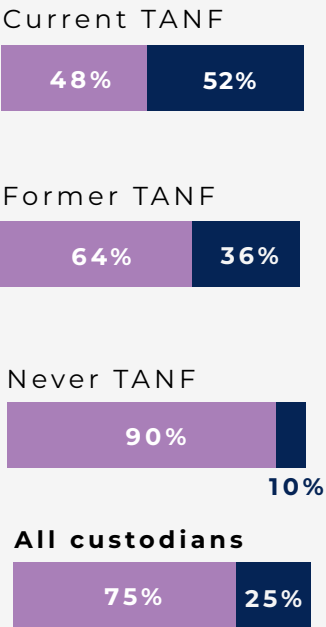


Race and Ethnicity

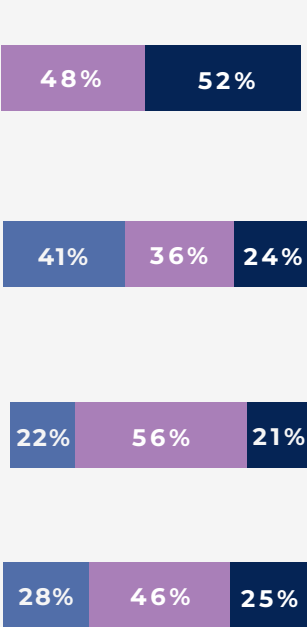
All custodians



Number of Cases per custodian



Number of Children per custodian



● Zero ● One ● Two or more

Custodians who received SNAP

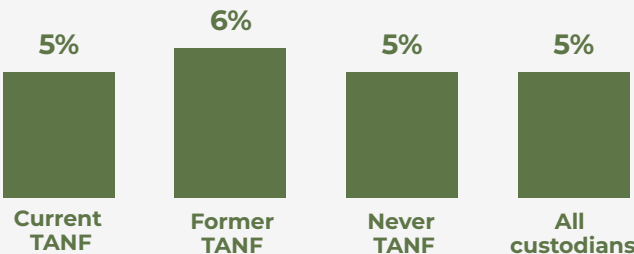
between July 2023 and June 2024



Average Age



Custodians with documented family violence

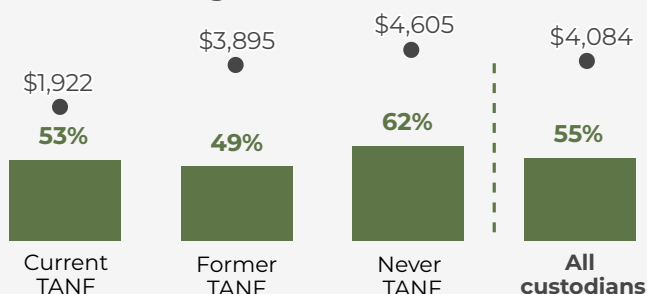


Dorchester County

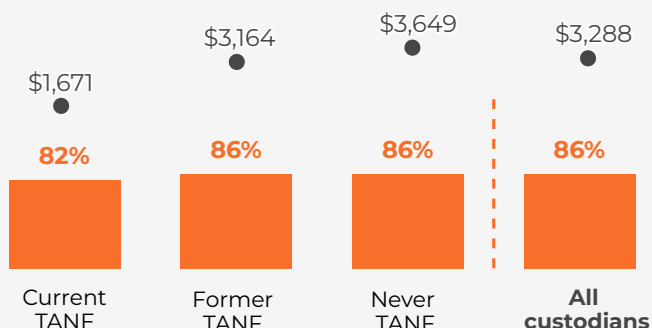
Profile of Custodians by TANF Receipt

Current Support

Percentage of custodians owed **current support & average amount owed**



Percentage of custodians owed current support and **received a payment & average amount received**



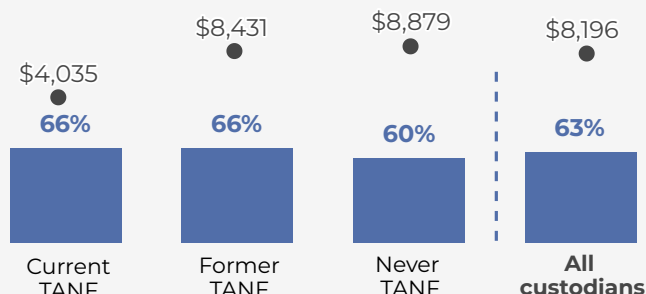
Among custodians who received payments
Percentage of current support received



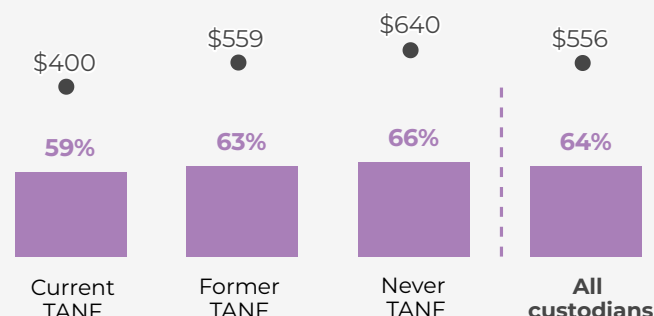
2% of current TANF custodians received only pass-through

Past-due Support (Arrears)

Percentage of custodians owed **arrears & median amount owed**

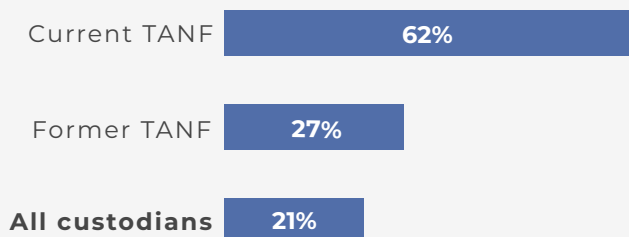


Percentage of custodians owed arrears and **received a payment & median amount received**

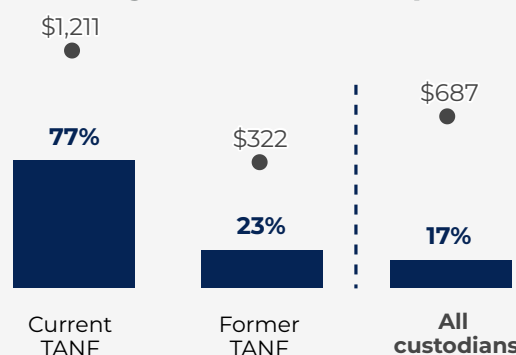


State-owned Support[#]

Percentage of arrears owed to the State



Percentage of custodians with a current support or arrears **payment recouped by the State & average amount recouped**



Notes:

Data are based on a stratified random sample of 674 custodians with active child support cases in July 2024. Categories are based on custodians' TANF receipt, defined by the presence of state-owned accounts. Valid percentages are reported to account for missing data. Percentages may not add up to 100% due to rounding. Values less than 4% are not labeled. For current support, amounts due and paid are based on the prior year from July 2023 to June 2024. For arrears, amounts due are based on July 2024 and amounts paid are based on the prior year from July 2023 to June 2024.

† Includes Asian, Native American, Alaskan Native, Native Hawaiian, and Other Pacific Islander.

^ Zero children represent custodians who do not have any children participating on the case. In most instances, this means the children have reached the age of majority.

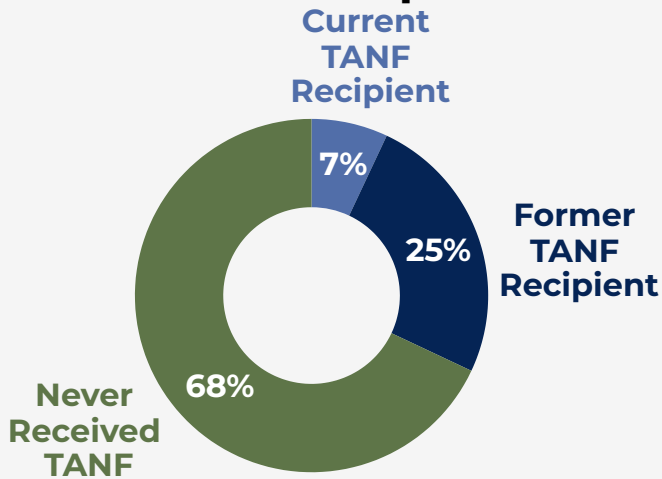
Only custodians who currently or formerly received TANF are required to sign over their rights to child support to the state. Those who have never received TANF are excluded from these figures as 100% of arrears are owed to custodians and no payments are recouped by the state.

Please see the Methods section for more information.

Frederick County

Profile of Custodians by TANF Receipt

TANF Participation



Demographics

Gender

95% Female 5% Male



Race and Ethnicity

All custodians



Number of Cases per custodian

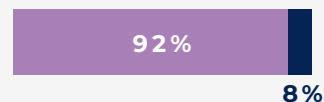
Current TANF



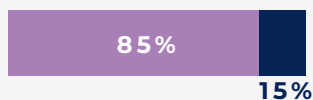
Former TANF



Never TANF


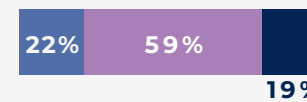
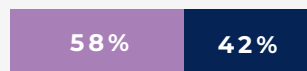


All custodians



● Zero ● One ● Two or more

Number of Children per custodian



Custodians who received SNAP

between July 2023 and June 2024



Average Age

42

Current TANF

44

Former TANF

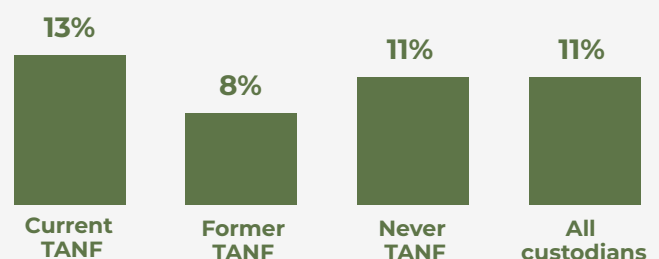
41

Never TANF

42

All custodians

Custodians with documented family violence

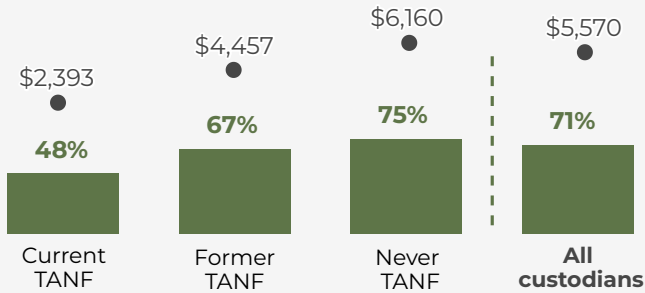


Frederick County

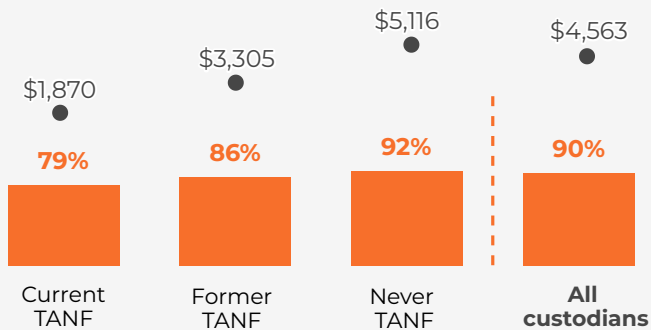
Profile of Custodians by TANF Receipt

Current Support

Percentage of custodians owed
**current support &
average amount owed**



Percentage of custodians owed current support and
**received a payment &
average amount received**



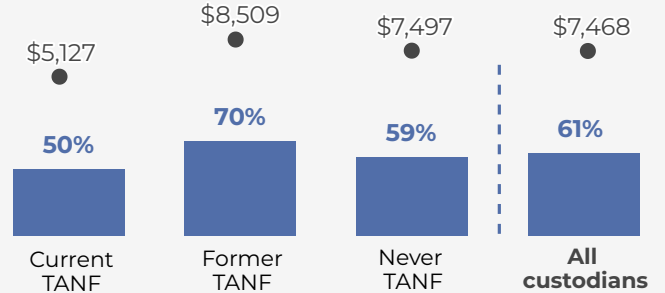
Among custodians who received payments
Percentage of current support received



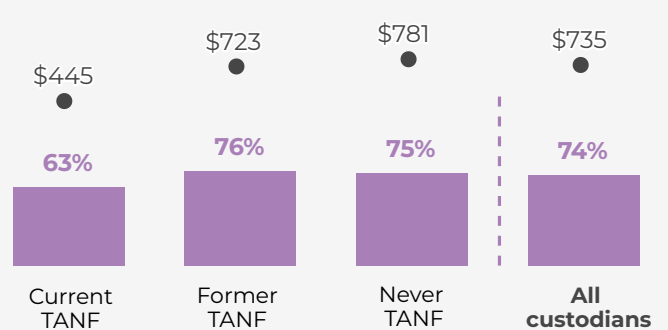
5% of current TANF custodians
received only pass-through

Past-due Support (Arrears)

Percentage of custodians owed
**arrears &
median amount owed**

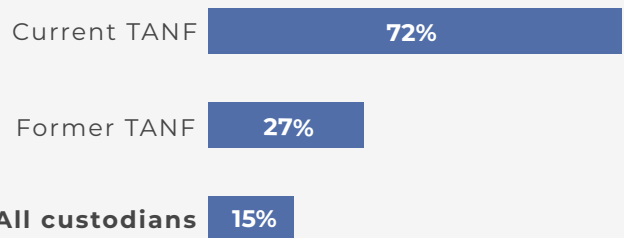


Percentage of custodians owed arrears and
**received a payment &
median amount received**

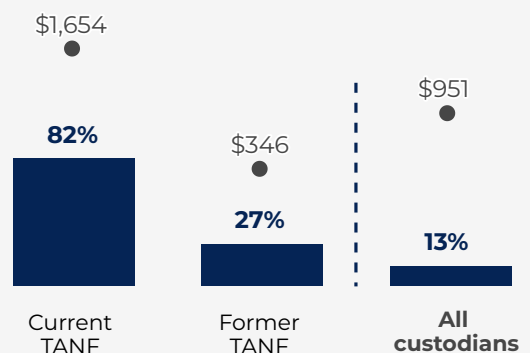


State-owed Support[#]

Percentage of arrears owed to the State



Percentage of custodians with a current support or arrears
**payment recouped by the State
& average amount recouped**



Notes:

Data are based on a stratified random sample of 838 custodians with active child support cases in July 2024. Categories are based on custodians' TANF receipt, defined by the presence of state-owed accounts. Valid percentages are reported to account for missing data. Percentages may not add up to 100% due to rounding. Values less than 4% are not labeled. For current support, amounts due and paid are based on the prior year from July 2023 to June 2024. For arrears, amounts due are based on July 2024 and amounts paid are based on the prior year from July 2023 to June 2024.

† Includes Asian, Native American, Alaskan Native, Native Hawaiian, and Other Pacific Islander.

^ Zero children represent custodians who do not have any children participating on the case. In most instances, this means the children have reached the age of majority.

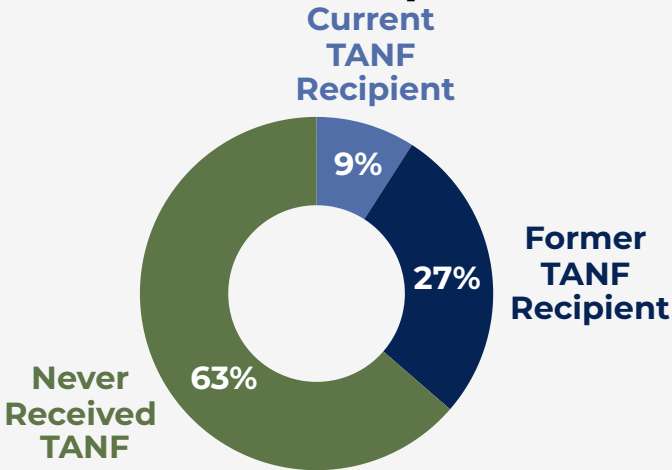
Only custodians who currently or formerly received TANF are required to sign over their rights to child support to the state. Those who have never received TANF are excluded from these figures as 100% of arrears are owed to custodians and no payments are recouped by the state.

Please see the Methods section for more information.

Garrett County

Profile of Custodians by TANF Receipt

TANF Participation



Demographics

Gender

94% Female 6% Male

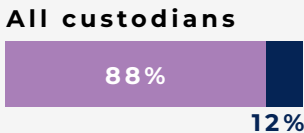
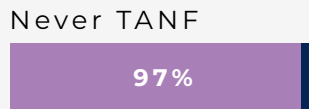
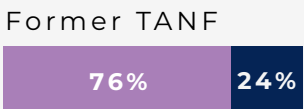
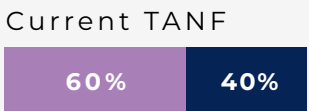


Race and Ethnicity


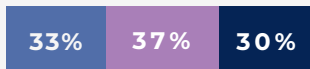
All custodians

98%

Number of Cases per custodian



Number of Children per custodian



● Zero ● One ● Two or more

Custodians who received SNAP

between July 2023 and June 2024



Average Age

46

Current TANF

45

Former TANF

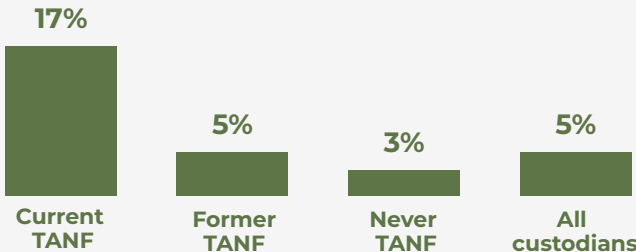
40

Never TANF

42

All custodians

Custodians with documented family violence

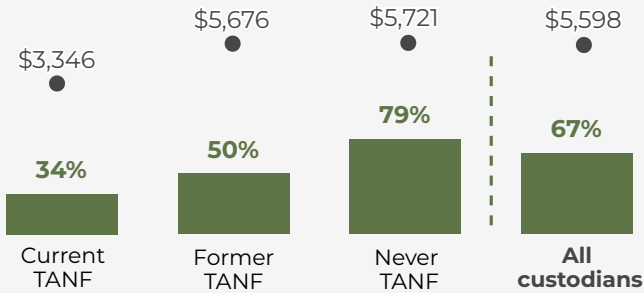


Garrett County

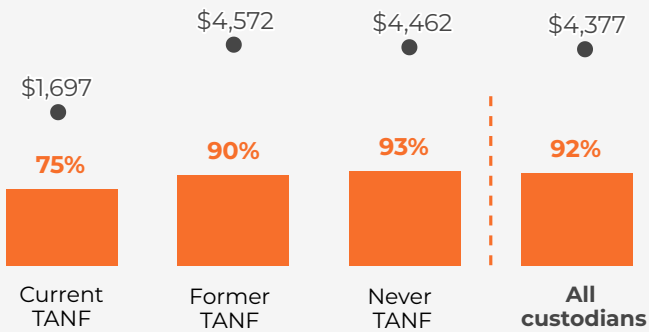
Profile of Custodians by TANF Receipt

Current Support

Percentage of custodians owed
**current support &
average amount owed**



Percentage of custodians owed current support and
**received a payment &
average amount received**



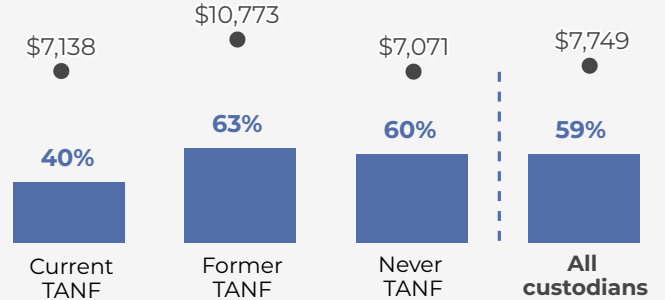
Among custodians who received payments
Percentage of current support received



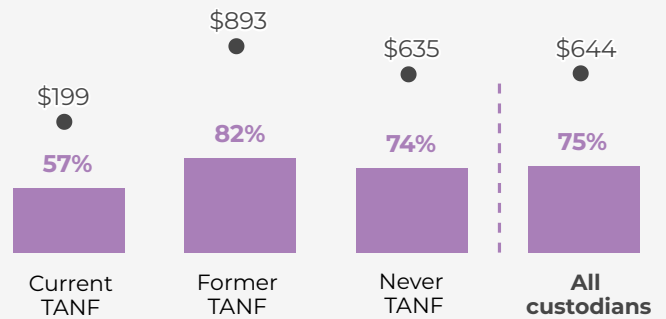
5% of current TANF custodians
received only pass-through

Past-due Support (Arrears)

Percentage of custodians owed
**arrears &
median amount owed**

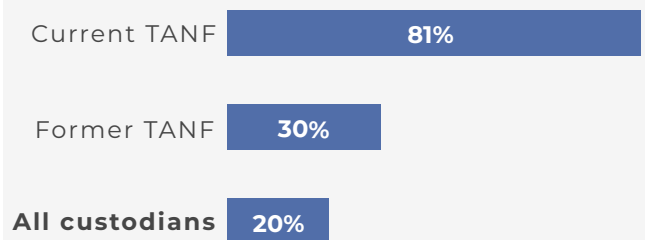


Percentage of custodians owed arrears and
**received a payment &
median amount received**

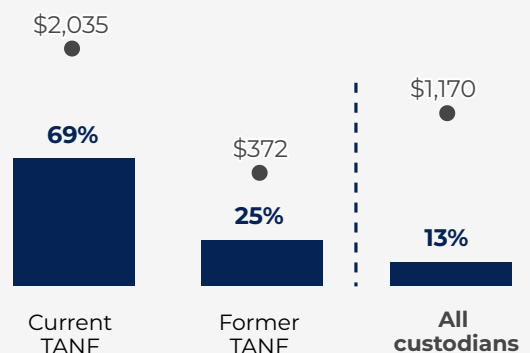


State-owed Support[#]

Percentage of arrears owed to the State



Percentage of custodians with a current support or arrears
**payment recouped by the State
& average amount recouped**



Notes:

Data are based on a stratified random sample of 377 custodians with active child support cases in July 2024. Categories are based on custodians' TANF receipt, defined by the presence of state-owed accounts. Valid percentages are reported to account for missing data. Percentages may not add up to 100% due to rounding. Values less than 4% are not labeled. For current support, amounts due and paid are based on the prior year from July 2023 to June 2024. For arrears, amounts due are based on July 2024 and amounts paid are based on the prior year from July 2023 to June 2024.

† Includes Asian, Native American, Alaskan Native, Native Hawaiian, and Other Pacific Islander.

^ Zero children represent custodians who do not have any children participating on the case. In most instances, this means the children have reached the age of majority.

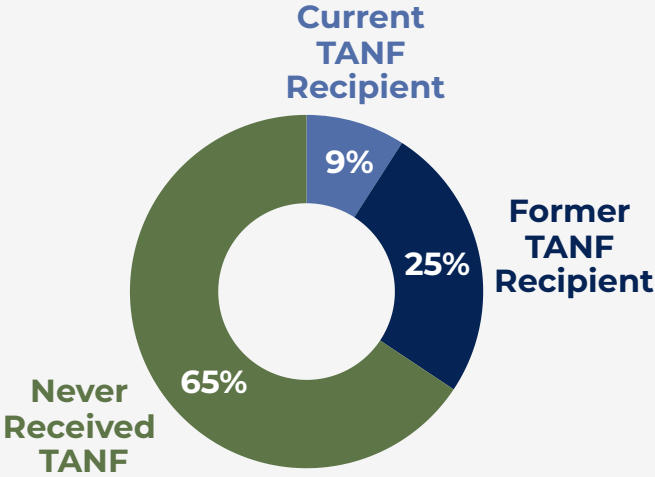
Only custodians who currently or formerly received TANF are required to sign over their rights to child support to the state. Those who have never received TANF are excluded from these figures as 100% of arrears are owed to custodians and no payments are recouped by the state.

Please see the Methods section for more information.

Harford County

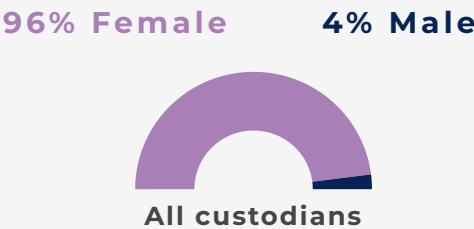
Profile of Custodians by TANF Receipt

TANF Participation

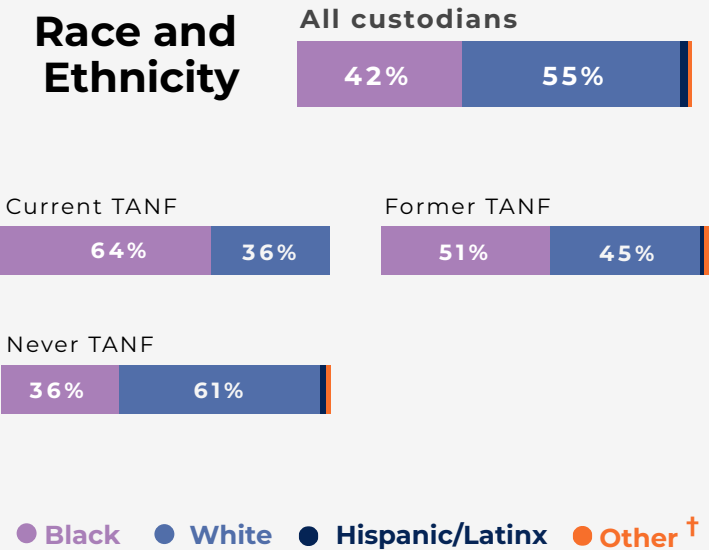


Demographics

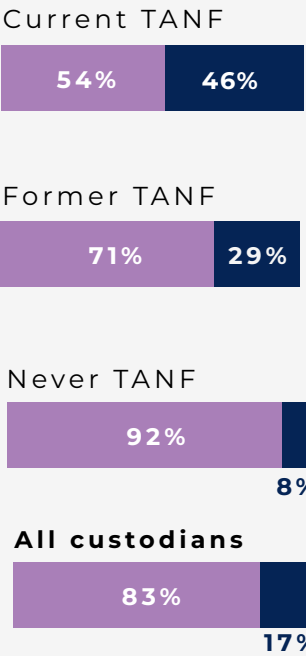
Gender



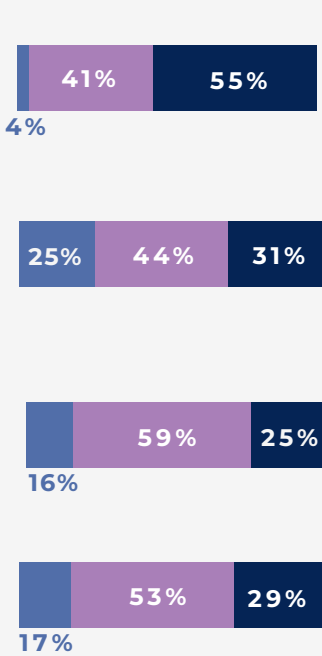
Race and Ethnicity



Number of Cases per custodian



Number of Children per custodian



● Zero ● One ● Two or more

Average Age

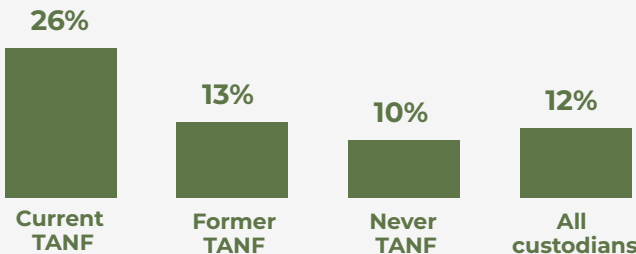


Custodians who received SNAP

between July 2023 and June 2024



Custodians with documented family violence

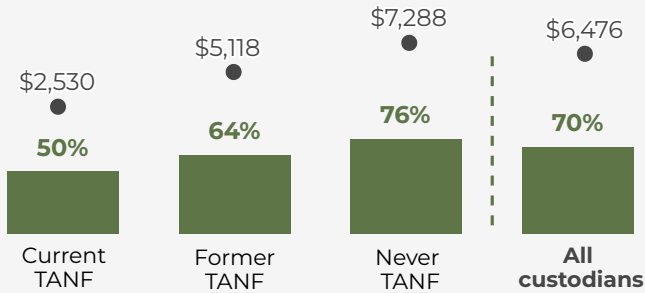


Harford County

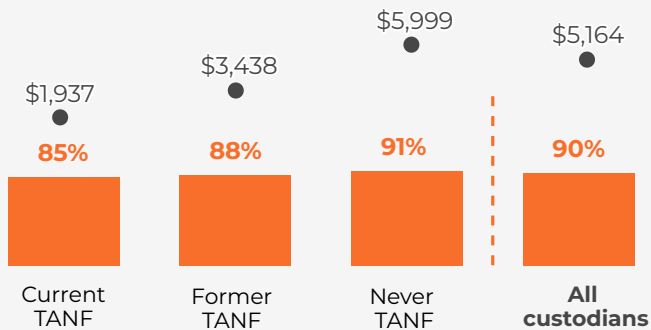
Profile of Custodians by TANF Receipt

Current Support

Percentage of custodians owed
**current support &
average amount owed**



Percentage of custodians owed current support and
**received a payment &
average amount received**



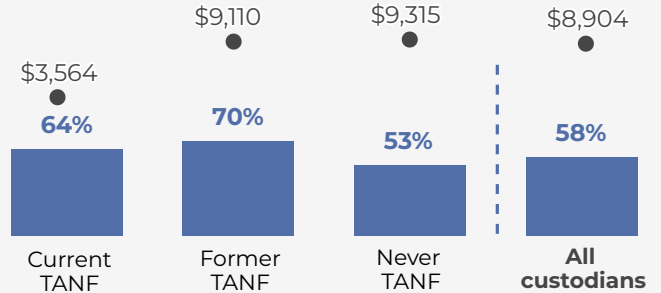
Among custodians who received payments
Percentage of current support received



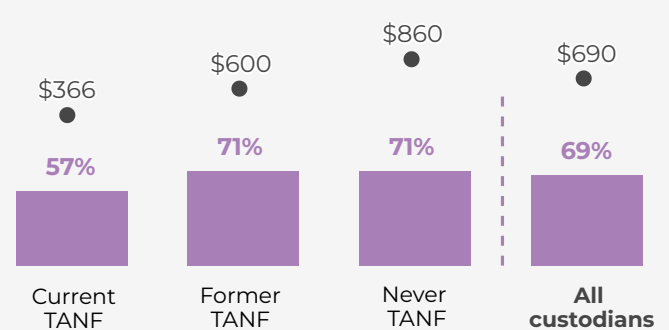
9% of current TANF custodians
received only pass-through

Past-due Support (Arrears)

Percentage of custodians owed
**arrears &
median amount owed**

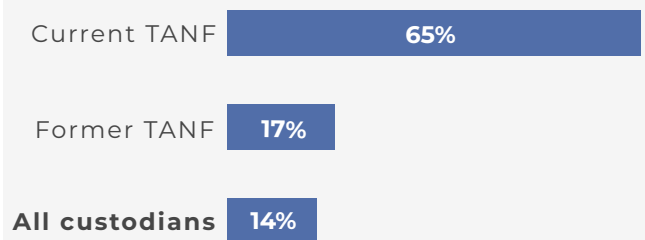


Percentage of custodians owed arrears and
**received a payment &
median amount received**

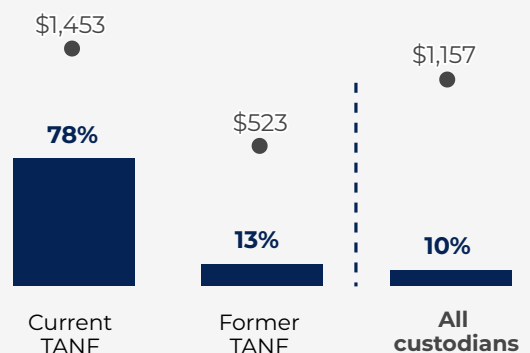


State-owed Support[#]

Percentage of arrears owed to the State



Percentage of custodians with a current support or arrears
**payment recouped by the State
& average amount recouped**



Notes:

Data are based on a stratified random sample of 879 custodians with active child support cases in July 2024. Categories are based on custodians' TANF receipt, defined by the presence of state-owed accounts. Valid percentages are reported to account for missing data. Percentages may not add up to 100% due to rounding. Values less than 4% are not labeled. For current support, amounts due and paid are based on the prior year from July 2023 to June 2024. For arrears, amounts due are based on July 2024 and amounts paid are based on the prior year from July 2023 to June 2024.

[†] Includes Asian, Native American, Alaskan Native, Native Hawaiian, and Other Pacific Islander.

[^] Zero children represent custodians who do not have any children participating on the case. In most instances, this means the children have reached the age of majority.

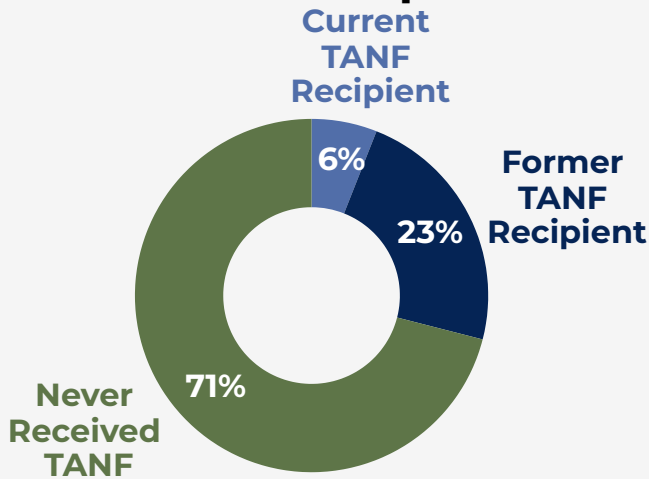
[#] Only custodians who currently or formerly received TANF are required to sign over their rights to child support to the state. Those who have never received TANF are excluded from these figures as 100% of arrears are owed to custodians and no payments are recouped by the state.

Please see the Methods section for more information.

Howard County

Profile of Custodians by TANF Receipt

TANF Participation



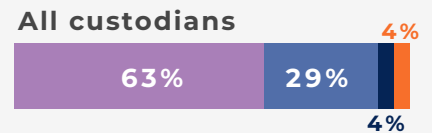
Demographics

Gender

95% Female 5% Male



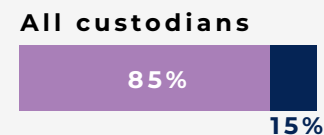

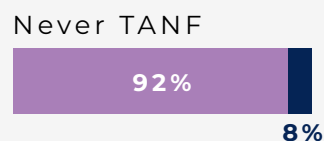
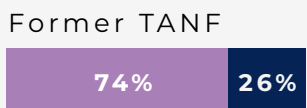
Race and Ethnicity



Number of Cases per custodian



Number of Children per custodian



● Zero ● One ● Two or more

Custodians who received SNAP

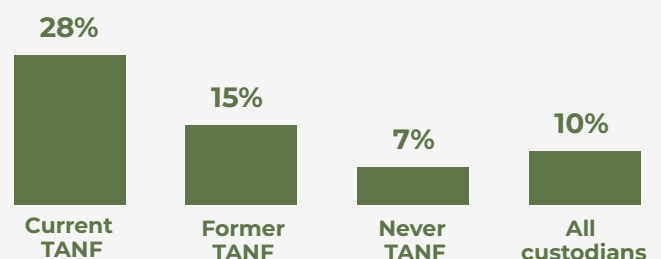
between July 2023 and June 2024



Average Age



Custodians with documented family violence

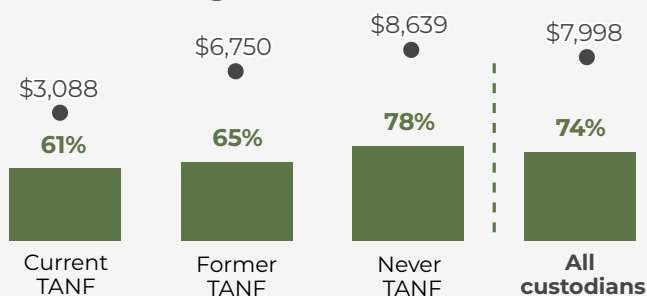


Howard County

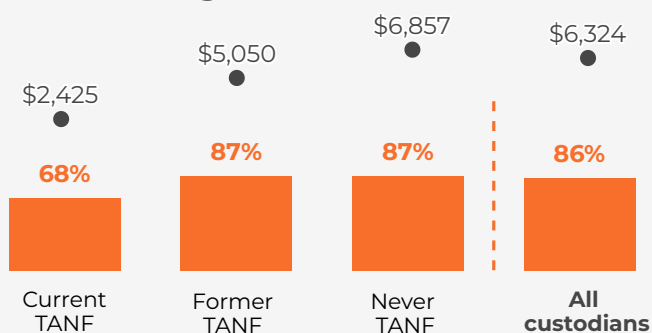
Profile of Custodians by TANF Receipt

Current Support

Percentage of custodians owed **current support & average amount owed**



Percentage of custodians owed current support and **received a payment & average amount received**



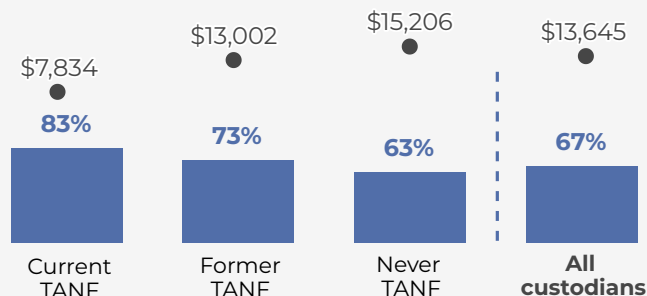
Among custodians who received payments
Percentage of current support received



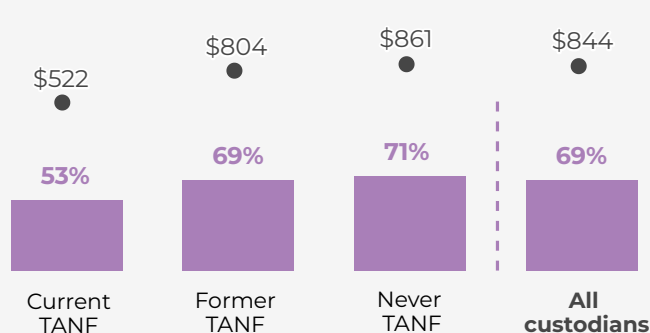
0% of current TANF custodians received only pass-through

Past-due Support (Arrears)

Percentage of custodians owed **arrears & median amount owed**

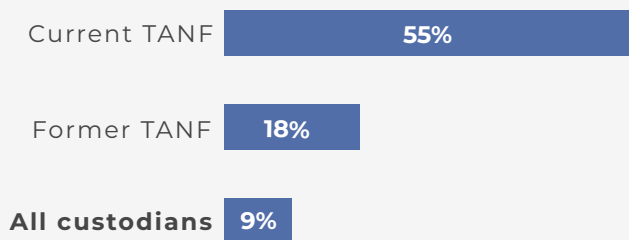


Percentage of custodians owed arrears and **received a payment & median amount received**

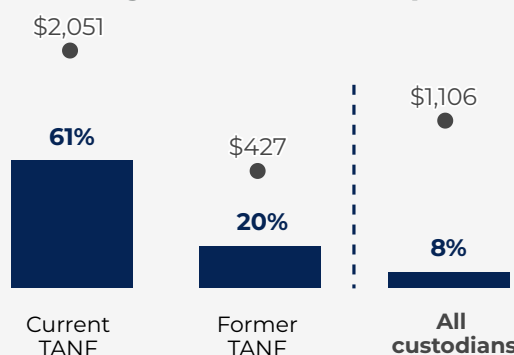


State-owned Support[#]

Percentage of arrears owed to the State



Percentage of custodians with a current support or arrears **payment recouped by the State & average amount recouped**



Notes:

Data are based on a stratified random sample of 829 custodians with active child support cases in July 2024. Categories are based on custodians' TANF receipt, defined by the presence of state-owned accounts. Valid percentages are reported to account for missing data. Percentages may not add up to 100% due to rounding. Values less than 4% are not labeled. For current support, amounts due and paid are based on the prior year from July 2023 to June 2024. For arrears, amounts due are based on July 2024 and amounts paid are based on the prior year from July 2023 to June 2024.

† Includes Asian, Native American, Alaskan Native, Native Hawaiian, and Other Pacific Islander.

^ Zero children represent custodians who do not have any children participating on the case. In most instances, this means the children have reached the age of majority.

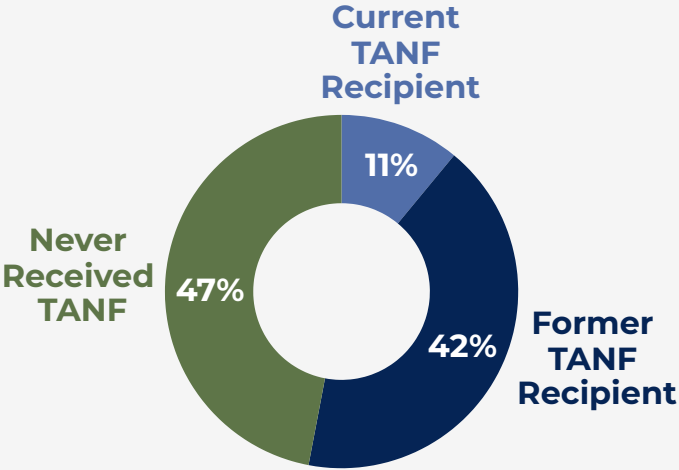
Only custodians who currently or formerly received TANF are required to sign over their rights to child support to the state. Those who have never received TANF are excluded from these figures as 100% of arrears are owed to custodians and no payments are recouped by the state.

Please see the Methods section for more information.

Kent County

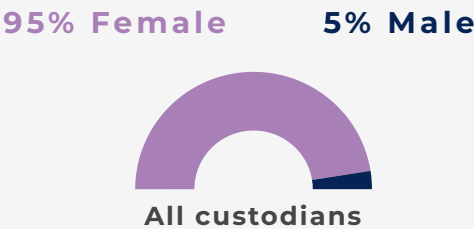
Profile of Custodians by TANF Receipt

TANF Participation

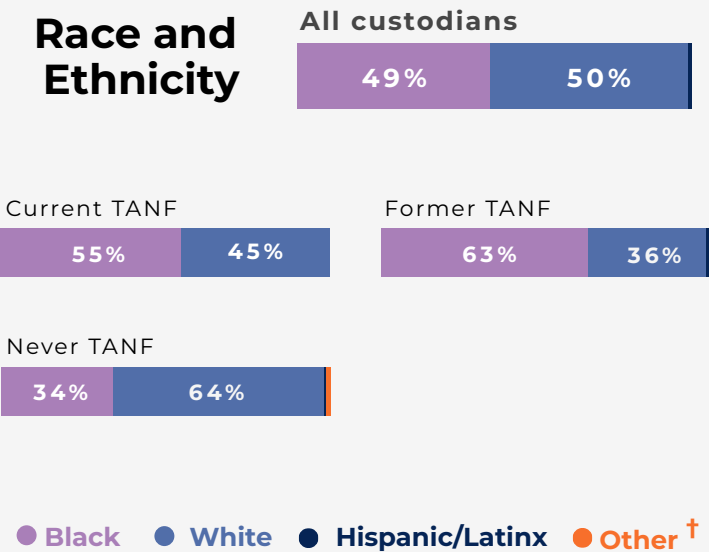


Demographics

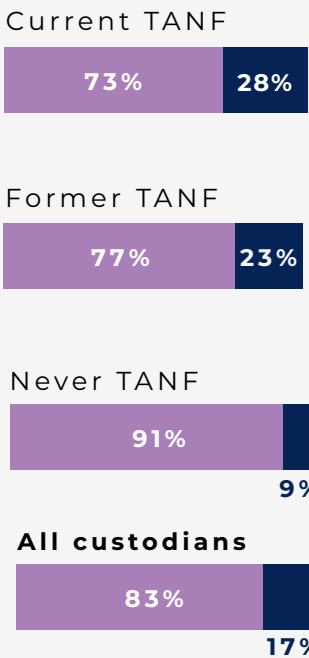
Gender



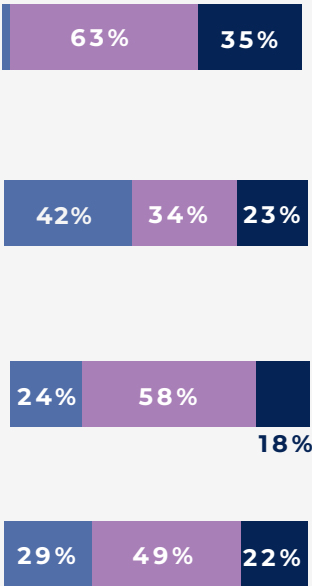
Race and Ethnicity



Number of Cases per custodian



Number of Children per custodian



● Zero ● One ● Two or more

Average Age

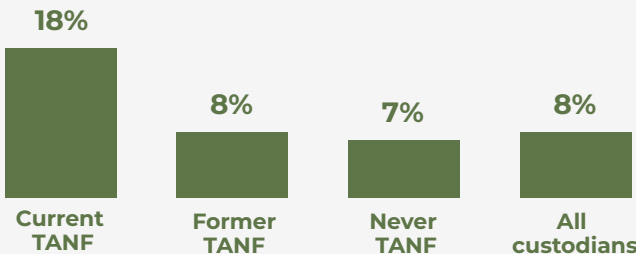


Custodians who received SNAP

between July 2023 and June 2024



Custodians with documented family violence

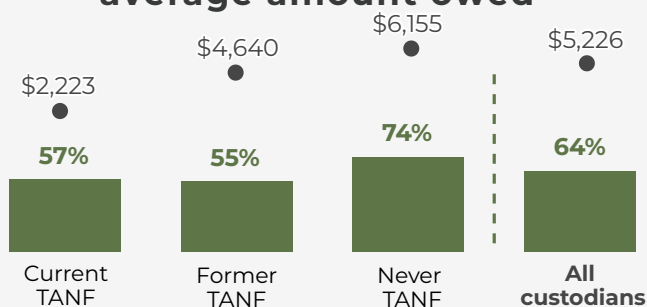


Kent County

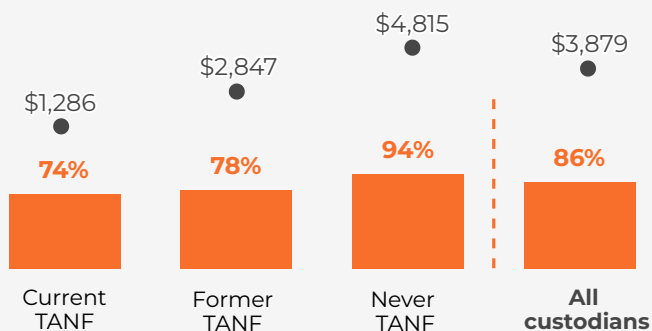
Profile of Custodians by TANF Receipt

Current Support

Percentage of custodians owed **current support & average amount owed**



Percentage of custodians owed current support and **received a payment & average amount received**



Among custodians who received payments
Percentage of current support received



3% of current TANF custodians received only pass-through

Notes:

Data are based on a stratified random sample of 367 custodians with active child support cases in July 2024. Categories are based on custodians' TANF receipt, defined by the presence of state-owed accounts. Valid percentages are reported to account for missing data. Percentages may not add up to 100% due to rounding. Values less than 4% are not labeled. For current support, amounts due and paid are based on the prior year from July 2023 to June 2024. For arrears, amounts due are based on July 2024 and amounts paid are based on the prior year from July 2023 to June 2024.

† Includes Asian, Native American, Alaskan Native, Native Hawaiian, and Other Pacific Islander.

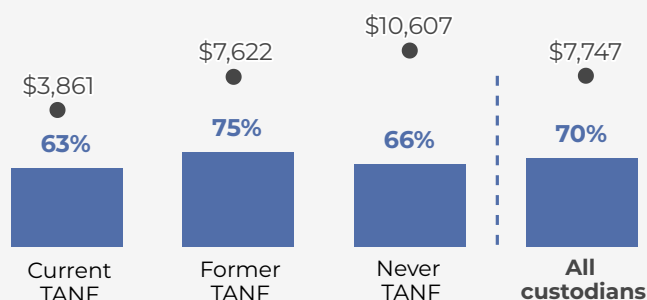
^ Zero children represent custodians who do not have any children participating on the case. In most instances, this means the children have reached the age of majority.

Only custodians who currently or formerly received TANF are required to sign over their rights to child support to the state. Those who have never received TANF are excluded from these figures as 100% of arrears are owed to custodians and no payments are recouped by the state.

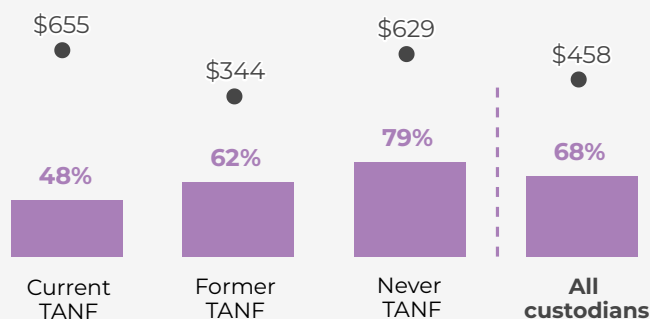
Please see the Methods section for more information.

Past-due Support (Arrears)

Percentage of custodians owed **arrears & median amount owed**

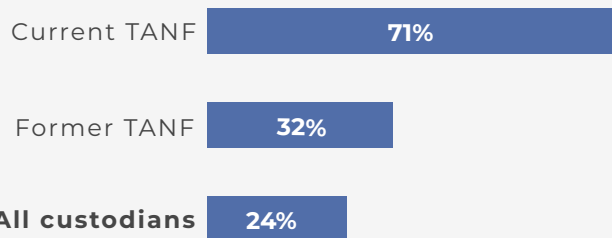


Percentage of custodians owed arrears and **received a payment & median amount received**

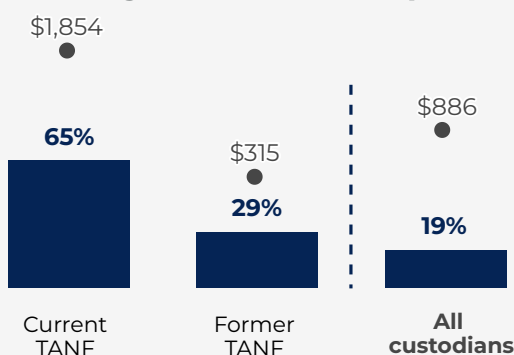


State-owed Support[#]

Percentage of arrears owed to the State



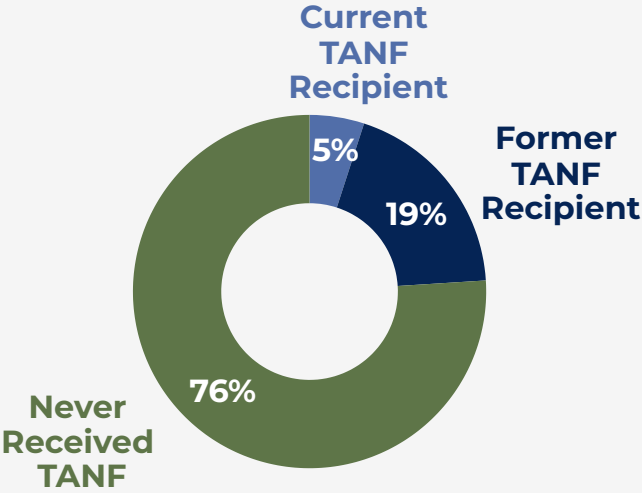
Percentage of custodians with a current support or arrears **payment recouped by the State & average amount recouped**



Montgomery County

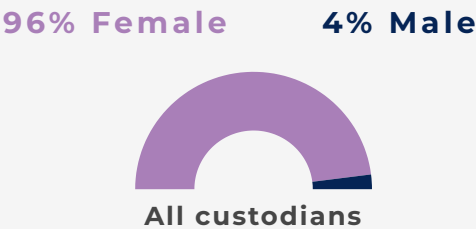
Profile of Custodians by TANF Receipt

TANF Participation

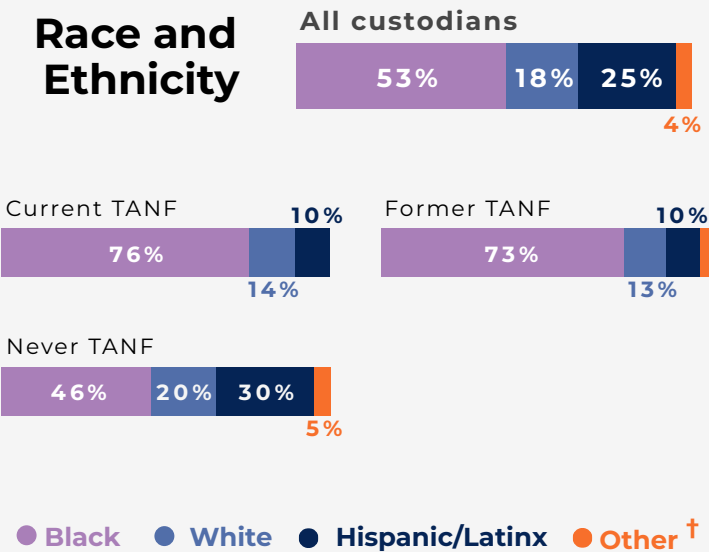


Demographics

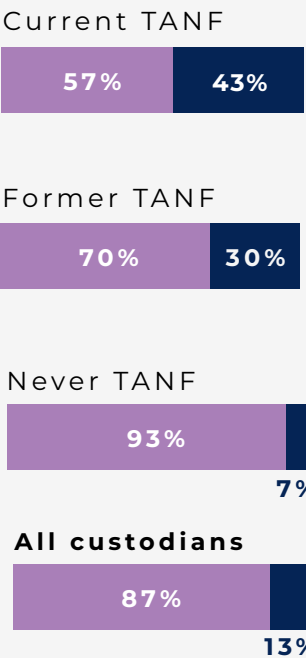
Gender



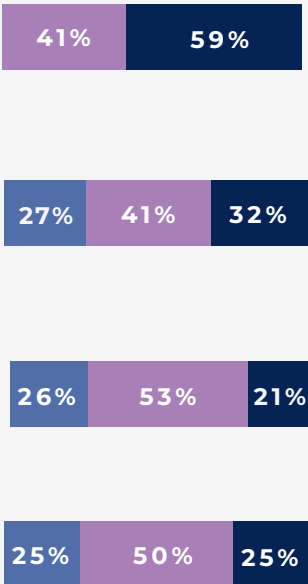
Race and Ethnicity



Number of Cases per custodian



Number of Children per custodian



● Zero ● One ● Two or more

Average Age

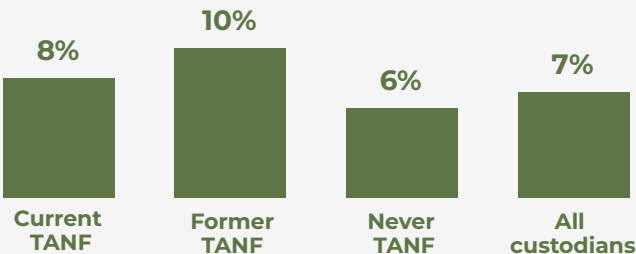


Custodians who received SNAP

between July 2023 and June 2024



Custodians with documented family violence

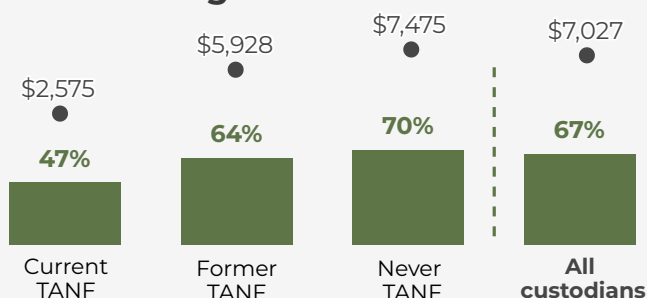


Montgomery County

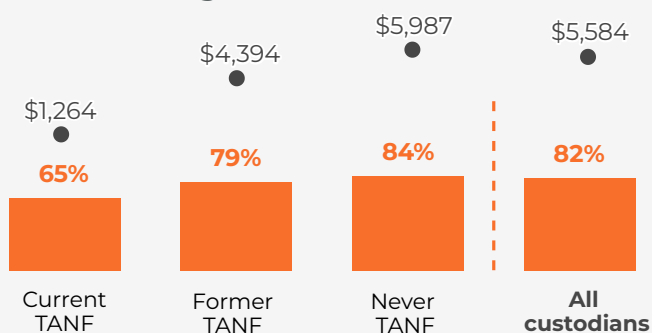
Profile of Custodians by TANF Receipt

Current Support

Percentage of custodians owed **current support & average amount owed**



Percentage of custodians owed current support and **received a payment & average amount received**



Among custodians who received payments
Percentage of current support received



8% of current TANF custodians received only pass-through

Notes:

Data are based on a stratified random sample of 993 custodians with active child support cases in July 2024. Categories are based on custodians' TANF receipt, defined by the presence of state-owed accounts. Valid percentages are reported to account for missing data. Percentages may not add up to 100% due to rounding. Values less than 4% are not labeled. For current support, amounts due and paid are based on the prior year from July 2023 to June 2024. For arrears, amounts due are based on July 2024 and amounts paid are based on the prior year from July 2023 to June 2024.

† Includes Asian, Native American, Alaskan Native, Native Hawaiian, and Other Pacific Islander.

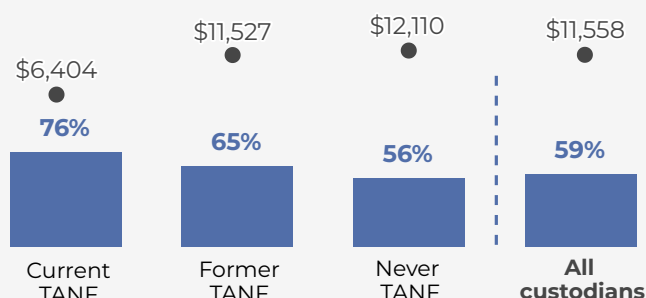
^ Zero children represent custodians who do not have any children participating on the case. In most instances, this means the children have reached the age of majority.

Only custodians who currently or formerly received TANF are required to sign over their rights to child support to the state. Those who have never received TANF are excluded from these figures as 100% of arrears are owed to custodians and no payments are recouped by the state.

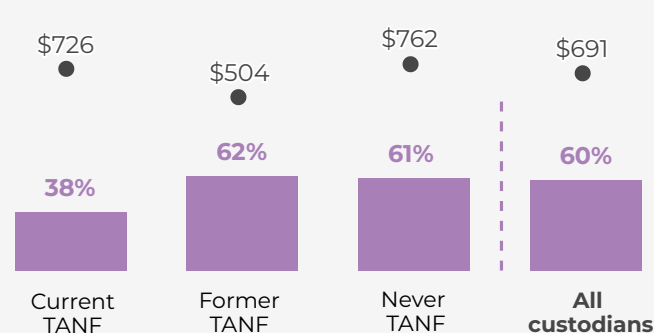
Please see the Methods section for more information.

Past-due Support (Arrears)

Percentage of custodians owed **arrears & median amount owed**

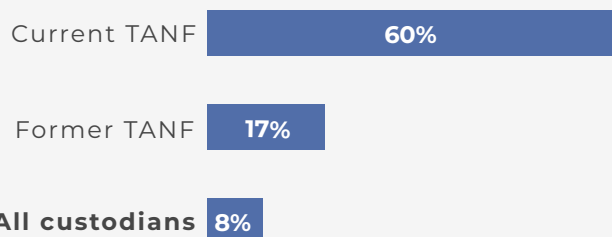


Percentage of custodians owed arrears and **received a payment & median amount received**

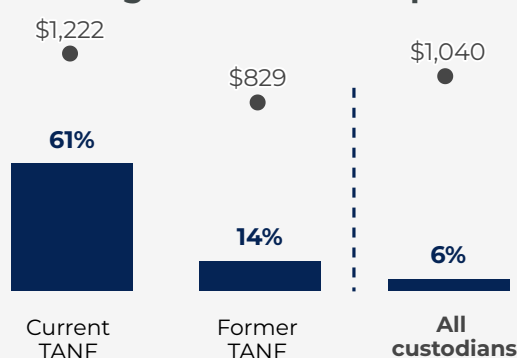


State-owed Support[#]

Percentage of arrears owed to the State



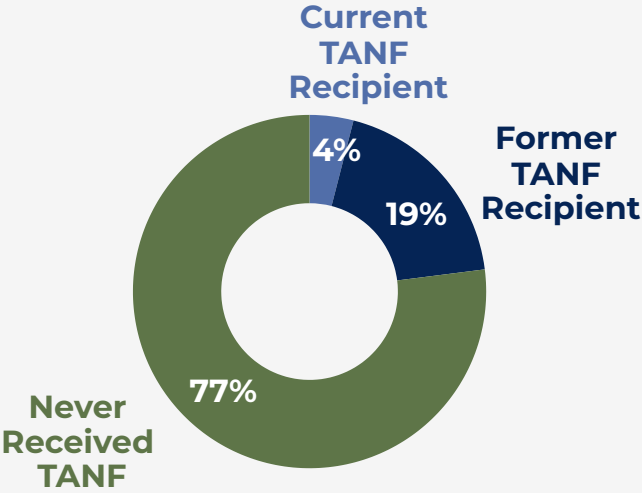
Percentage of custodians with a current support or arrears **payment recouped by the State & average amount recouped**



Prince George's County

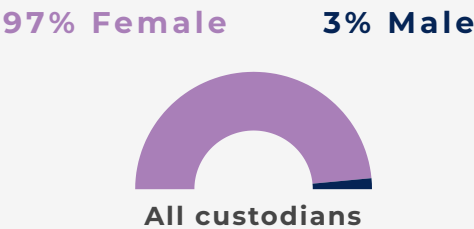
Profile of Custodians by TANF Receipt

TANF Participation

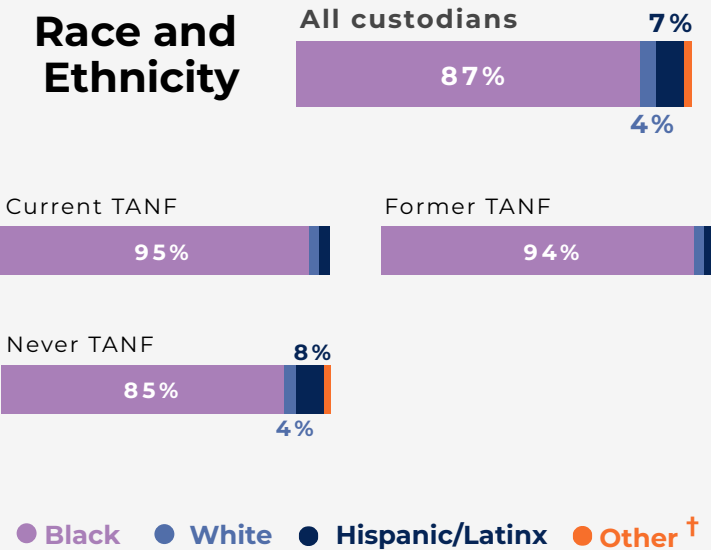


Demographics

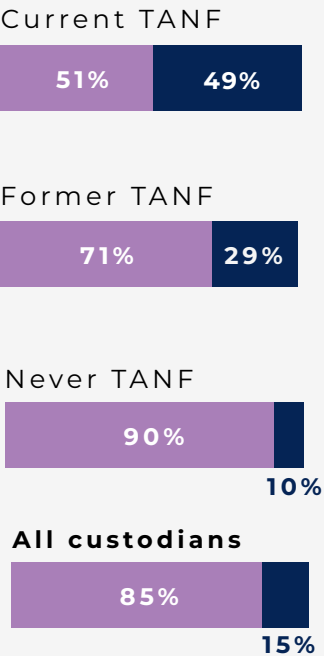
Gender



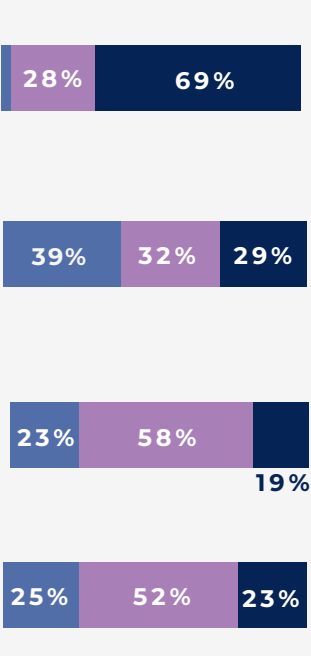
Race and Ethnicity



Number of Cases per custodian



Number of Children per custodian



● Zero ● One ● Two or more

Average Age

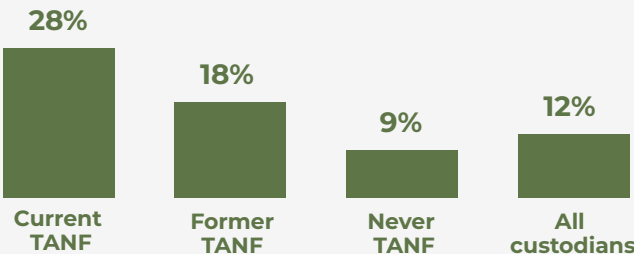


Custodians who received SNAP

between July 2023 and June 2024



Custodians with documented family violence

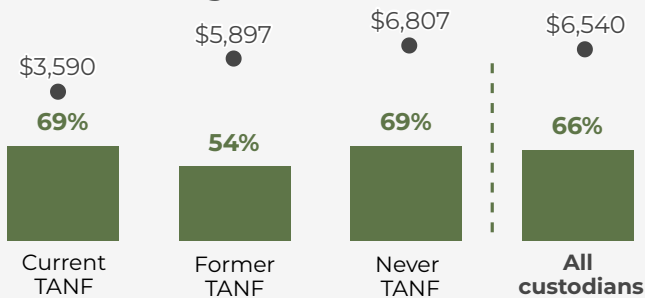


Prince George's County

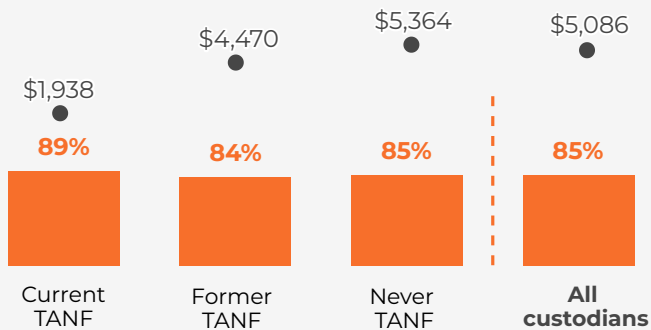
Profile of Custodians by TANF Receipt

Current Support

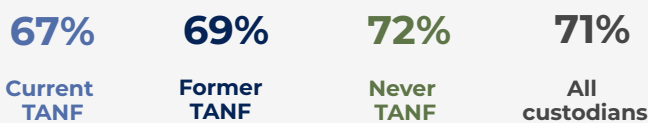
Percentage of custodians owed **current support & average amount owed**



Percentage of custodians owed current support and **received a payment & average amount received**



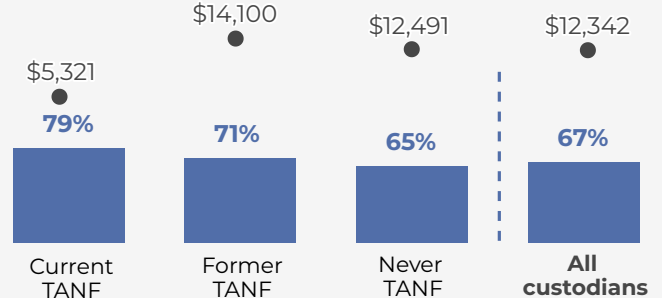
Among custodians who received payments
Percentage of current support received



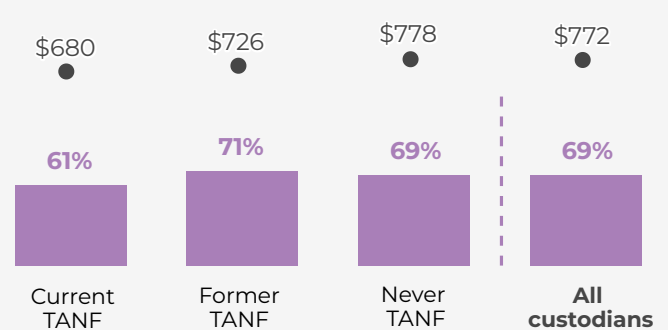
6% of current TANF custodians received only pass-through

Past-due Support (Arrears)

Percentage of custodians owed **arrears & median amount owed**

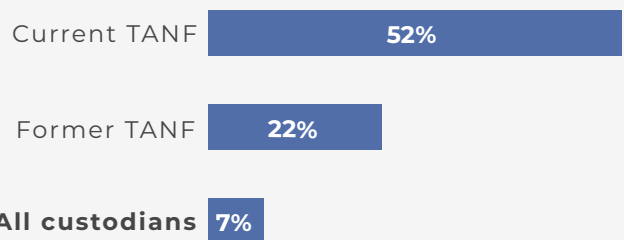


Percentage of custodians owed arrears and **received a payment & median amount received**

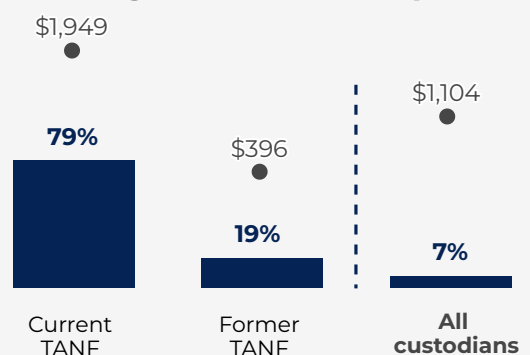


State-owned Support[#]

Percentage of arrears owed to the State



Percentage of custodians with a current support or arrears **payment recouped by the State & average amount recouped**



Notes:

Data are based on a stratified random sample of 1,030 custodians with active child support cases in July 2024. Categories are based on custodians' TANF receipt, defined by the presence of state-owned accounts. Valid percentages are reported to account for missing data. Percentages may not add up to 100% due to rounding. Values less than 4% are not labeled. For current support, amounts due and paid are based on the prior year from July 2023 to June 2024. For arrears, amounts due are based on July 2024 and amounts paid are based on the prior year from July 2023 to June 2024.

† Includes Asian, Native American, Alaskan Native, Native Hawaiian, and Other Pacific Islander.

^ Zero children represent custodians who do not have any children participating on the case. In most instances, this means the children have reached the age of majority.

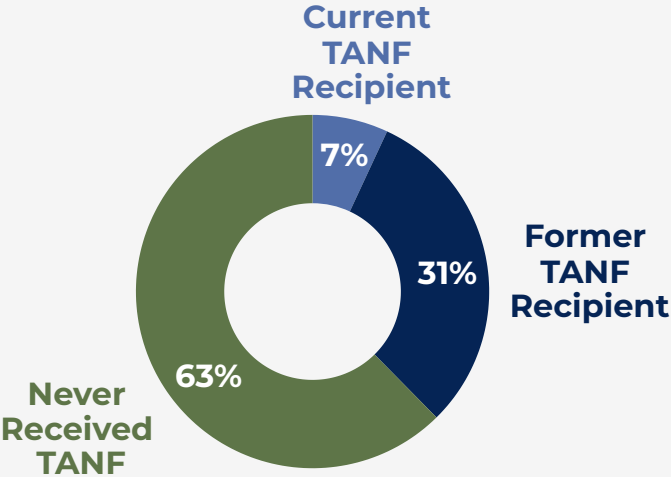
Only custodians who currently or formerly received TANF are required to sign over their rights to child support to the state. Those who have never received TANF are excluded from these figures as 100% of arrears are owed to custodians and no payments are recouped by the state.

Please see the Methods section for more information.

Queen Anne's County

Profile of Custodians by TANF Receipt

TANF Participation



Demographics

Gender

93% Female 7% Male



Race and Ethnicity

All custodians

26% 72%

Current TANF

36% 64%

Former TANF

43% 57%

Never TANF

16% 81%

● Black ● White ● Hispanic/Latinx ● Other[†]

Average Age

47

Current TANF

46

Former TANF

42

Never TANF

43

All custodians

Number of Cases per custodian

Current TANF

55% 45%

Former TANF

85% 15%

Never TANF

95% 5%

All custodians

89% 11%

● Zero[^] ● One ● Two or more

Number of Children per custodian

6% 48% 45%

39% 39% 23%

21% 58% 21%

25% 51% 23%

Custodians who received SNAP

between July 2023 and June 2024

70%

Current TANF

52%

Former TANF

21%

Never TANF

34%

All custodians

Custodians with documented family violence

24%



Current TANF

11%



Former TANF

3%



Never TANF

7%



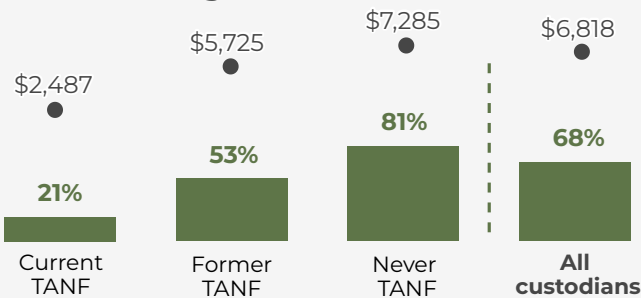
All custodians

Queen Anne's County

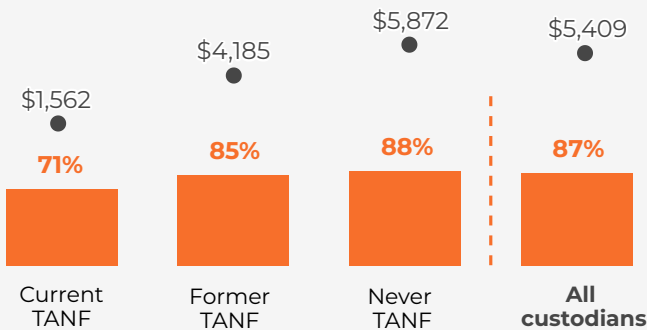
Profile of Custodians by TANF Receipt

Current Support

Percentage of custodians owed **current support & average amount owed**



Percentage of custodians owed current support and **received a payment & average amount received**



Among custodians who received payments
Percentage of current support received



6% of current TANF custodians received only pass-through

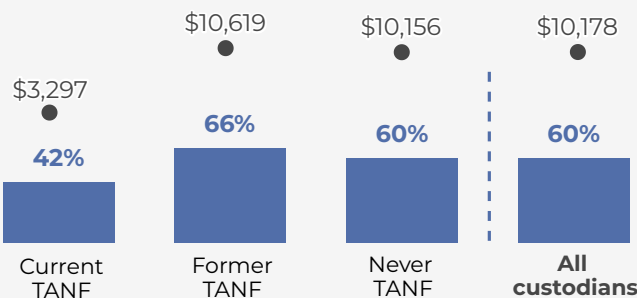
Notes:
Data are based on a stratified random sample of 501 custodians with active child support cases in July 2024. Categories are based on custodians' TANF receipt, defined by the presence of state-owed accounts. Valid percentages are reported to account for missing data. Percentages may not add up to 100% due to rounding. Values less than 4% are not labeled. For current support, amounts due and paid are based on the prior year from July 2023 to June 2024. For arrears, amounts due are based on July 2024 and amounts paid are based on the prior year from July 2023 to June 2024.

† Includes Asian, Native American, Alaskan Native, Native Hawaiian, and Other Pacific Islander.
^ Zero children represent custodians who do not have any children participating on the case. In most instances, this means the children have reached the age of majority.
Only custodians who currently or formerly received TANF are required to sign over their rights to child support to the state. Those who have never received TANF are excluded from these figures as 100% of arrears are owed to custodians and no payments are recouped by the state.

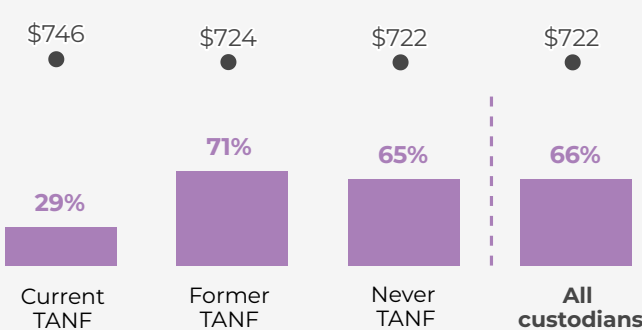
Please see the Methods section for more information.

Past-due Support (Arrears)

Percentage of custodians owed **arrears & median amount owed**

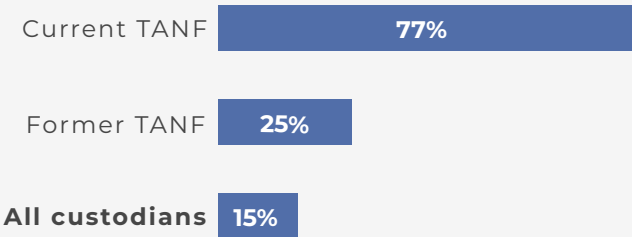


Percentage of custodians owed arrears and **received a payment & median amount received**

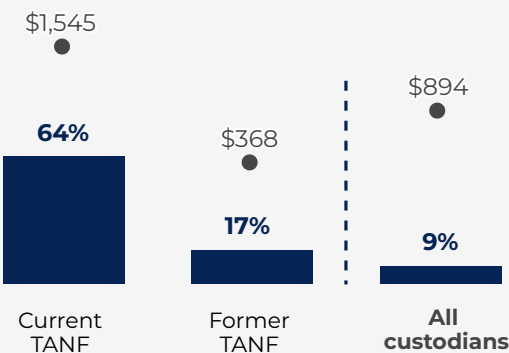


State-owed Support[#]

Percentage of arrears owed to the State



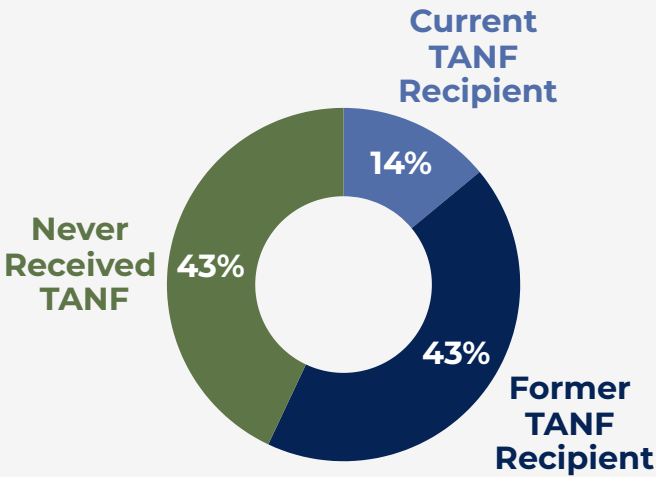
Percentage of custodians with a current support or arrears **payment recouped by the State & average amount recouped**



Somerset County

Profile of Custodians by TANF Receipt

TANF Participation

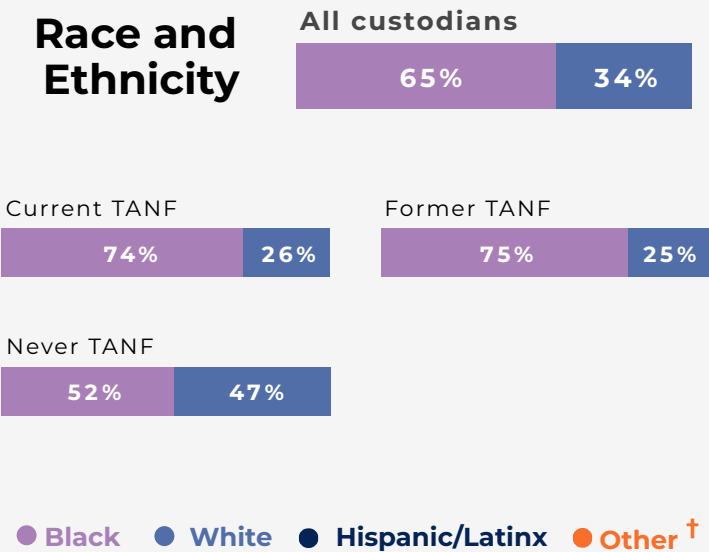


Demographics

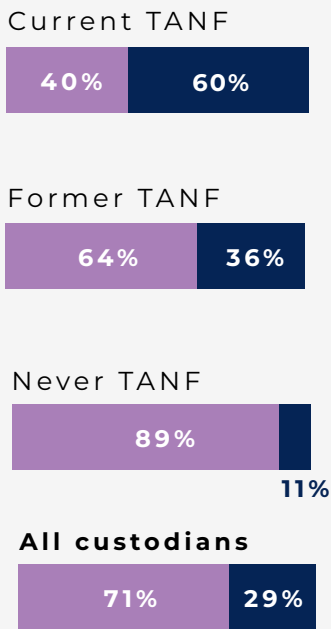
Gender



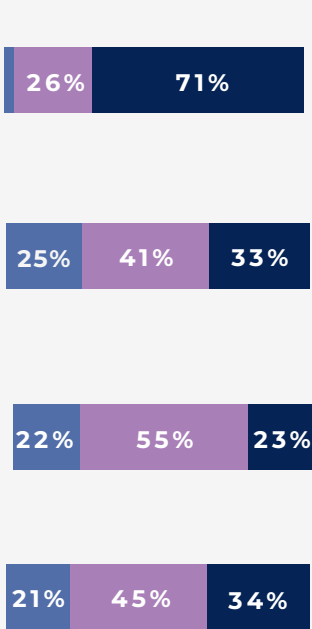
Race and Ethnicity



Number of Cases per custodian



Number of Children per custodian



● Zero ● One ● Two or more

Custodians who received SNAP

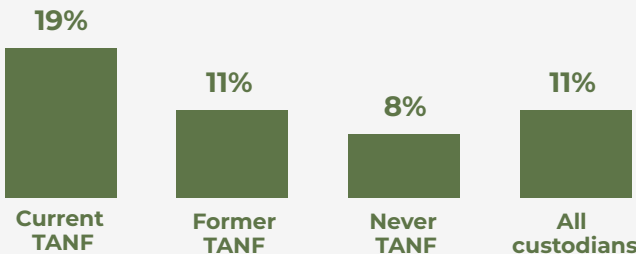
between July 2023 and June 2024



Average Age



Custodians with documented family violence

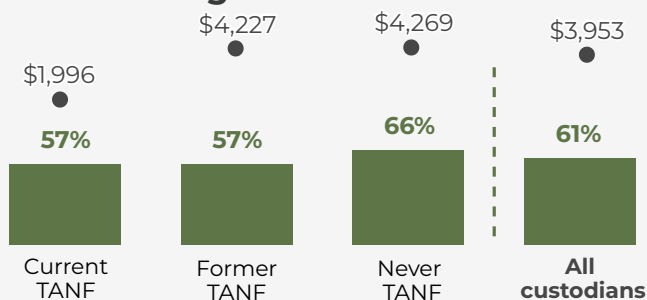


Somerset County

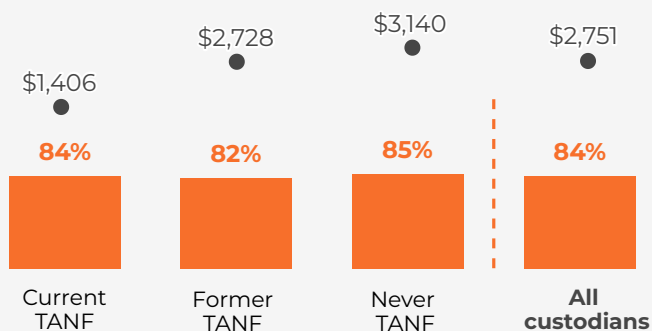
Profile of Custodians by TANF Receipt

Current Support

Percentage of custodians owed **current support & average amount owed**



Percentage of custodians owed current support and **received a payment & average amount received**



Among custodians who received payments
Percentage of current support received



15% of current TANF custodians received only pass-through

Notes:

Data are based on a stratified random sample of 609 custodians with active child support cases in July 2024. Categories are based on custodians' TANF receipt, defined by the presence of state-owed accounts. Valid percentages are reported to account for missing data. Percentages may not add up to 100% due to rounding. Values less than 4% are not labeled. For current support, amounts due and paid are based on the prior year from July 2023 to June 2024. For arrears, amounts due are based on July 2024 and amounts paid are based on the prior year from July 2023 to June 2024.

† Includes Asian, Native American, Alaskan Native, Native Hawaiian, and Other Pacific Islander.

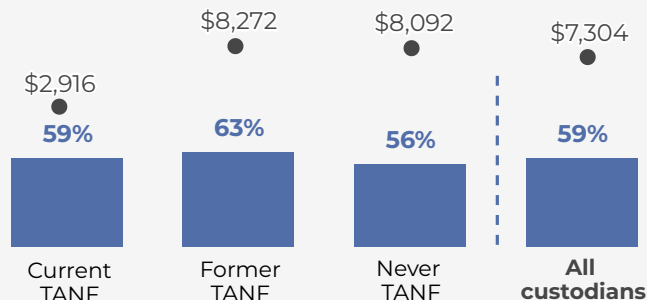
^ Zero children represent custodians who do not have any children participating on the case. In most instances, this means the children have reached the age of majority.

Only custodians who currently or formerly received TANF are required to sign over their rights to child support to the state. Those who have never received TANF are excluded from these figures as 100% of arrears are owed to custodians and no payments are recouped by the state.

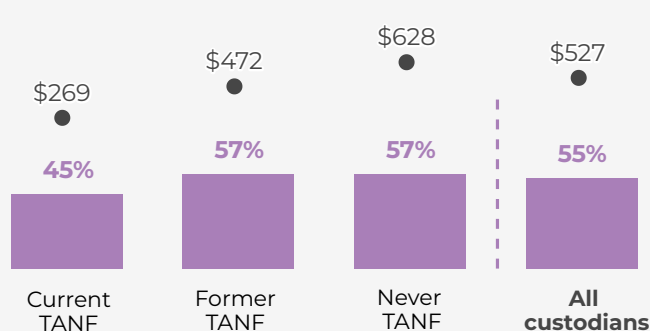
Please see the Methods section for more information.

Past-due Support (Arrears)

Percentage of custodians owed **arrears & median amount owed**

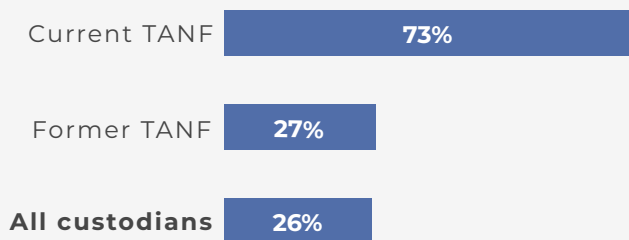


Percentage of custodians owed arrears and **received a payment & median amount received**

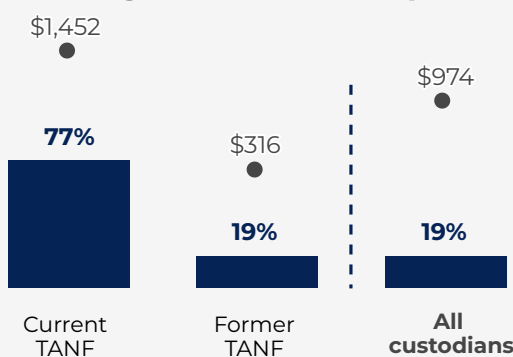


State-owed Support[#]

Percentage of arrears owed to the State



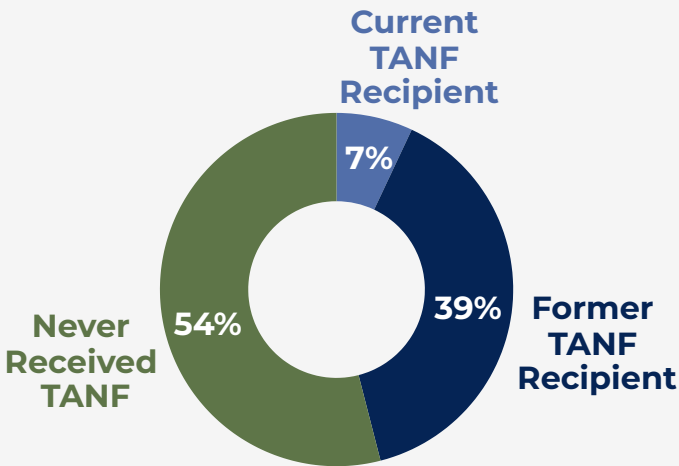
Percentage of custodians with a current support or arrears **payment recouped by the State & average amount recouped**



St. Mary's County

Profile of Custodians by TANF Receipt

TANF Participation



Demographics

Gender

95% Female 5% Male

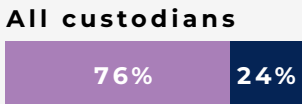
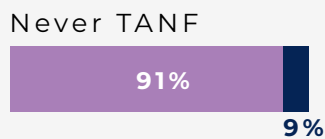
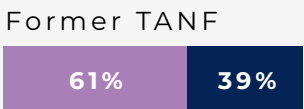
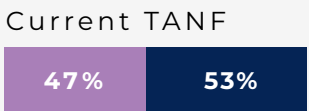


Race and Ethnicity

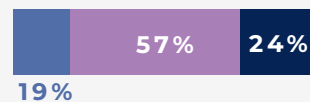
All custodians

45% 52%

Number of Cases per custodian



Number of Children per custodian



Zero One Two or more

Custodians who received SNAP

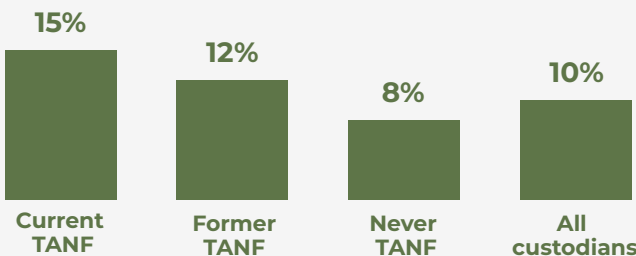
between July 2023 and June 2024



Average Age



Custodians with documented family violence

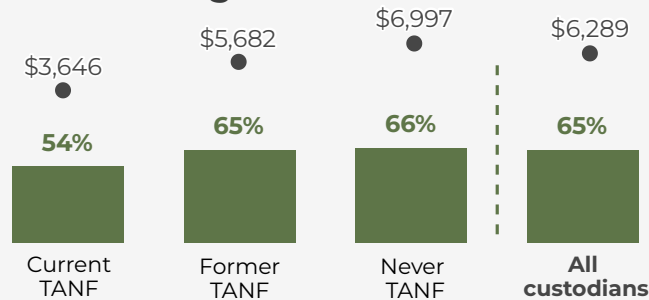


St. Mary's County

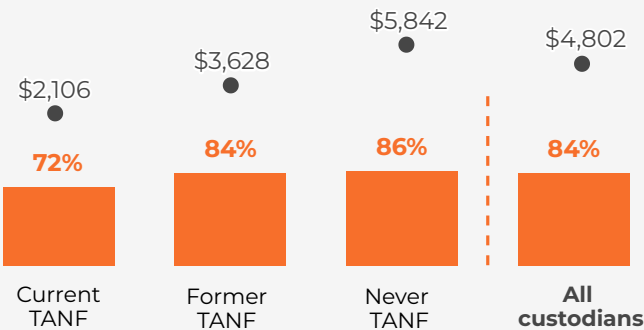
Profile of Custodians by TANF Receipt

Current Support

Percentage of custodians owed
**current support &
average amount owed**



Percentage of custodians owed current support and
**received a payment &
average amount received**



Among custodians who received payments
Percentage of current support received



4% of current TANF custodians
received only pass-through

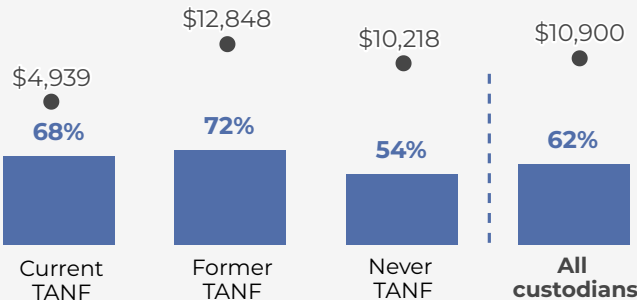
Notes:
Data are based on a stratified random sample of 834 custodians with active child support cases in July 2024. Categories are based on custodians' TANF receipt, defined by the presence of state-owed accounts. Valid percentages are reported to account for missing data. Percentages may not add up to 100% due to rounding. Values less than 4% are not labeled. For current support, amounts due and paid are based on the prior year from July 2023 to June 2024. For arrears, amounts due are based on July 2024 and amounts paid are based on the prior year from July 2023 to June 2024.

† Includes Asian, Native American, Alaskan Native, Native Hawaiian, and Other Pacific Islander.
^ Zero children represent custodians who do not have any children participating on the case. In most instances, this means the children have reached the age of majority.
Only custodians who currently or formerly received TANF are required to sign over their rights to child support to the state. Those who have never received TANF are excluded from these figures as 100% of arrears are owed to custodians and no payments are recouped by the state.

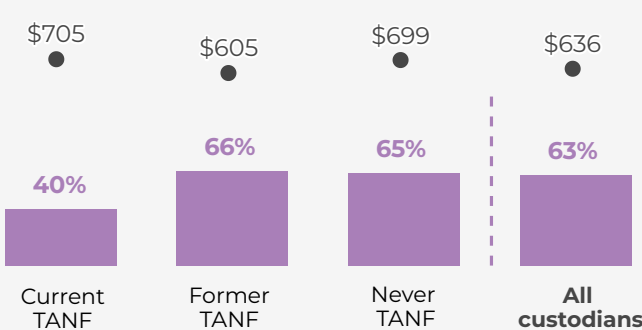
Please see the Methods section for more information.

Past-due Support (Arrears)

Percentage of custodians owed
**arrears &
median amount owed**

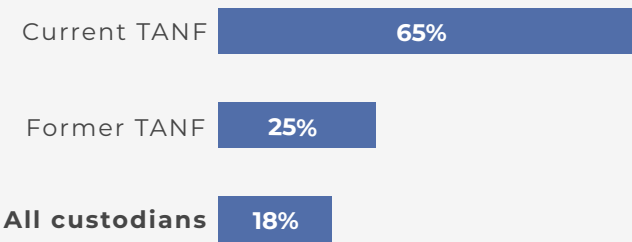


Percentage of custodians owed arrears and
**received a payment &
median amount received**

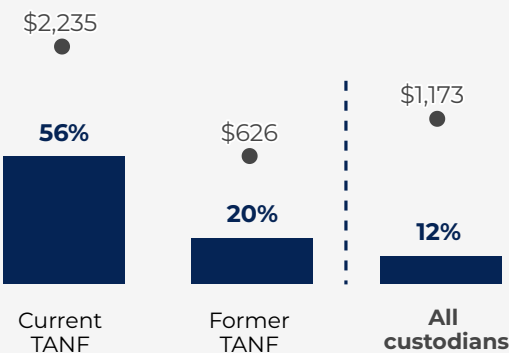


State-owed Support[#]

Percentage of arrears owed to the State



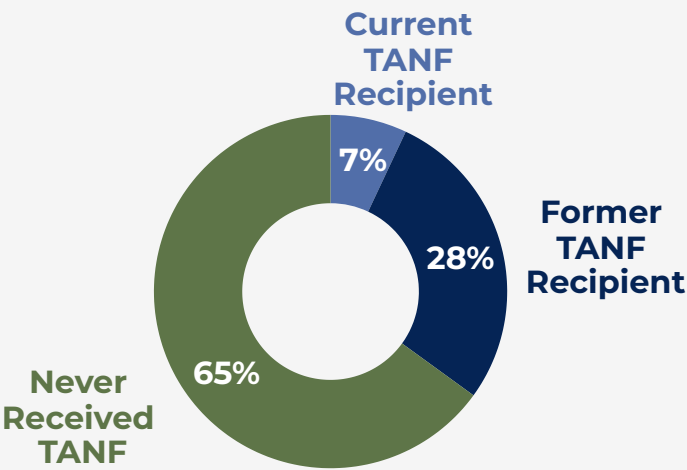
Percentage of custodians with a current support or arrears
**payment recouped by the State
& average amount recouped**



Talbot County

Profile of Custodians by TANF Receipt

TANF Participation



Demographics

Gender

93% Female 7% Male

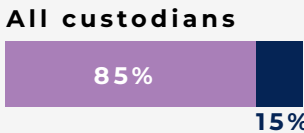
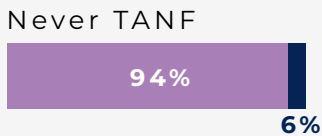
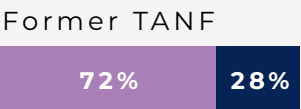
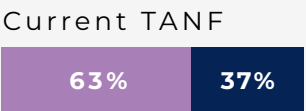


Race and Ethnicity

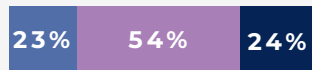
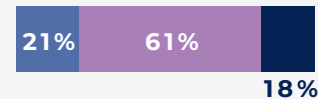

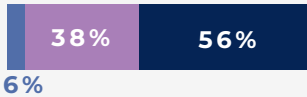
All custodians

44% 53%

Number of Cases per custodian



Number of Children per custodian



● Zero ● One ● Two or more

Custodians who received SNAP

between July 2023 and June 2024



Average Age

39

Current TANF

45

Former TANF

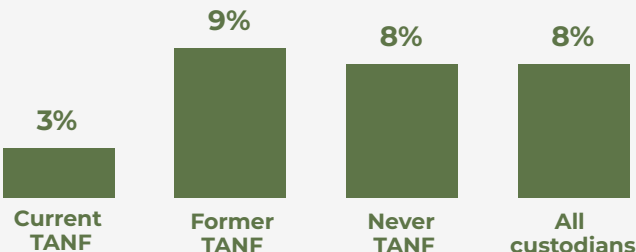
41

Never TANF

42

All custodians

Custodians with documented family violence

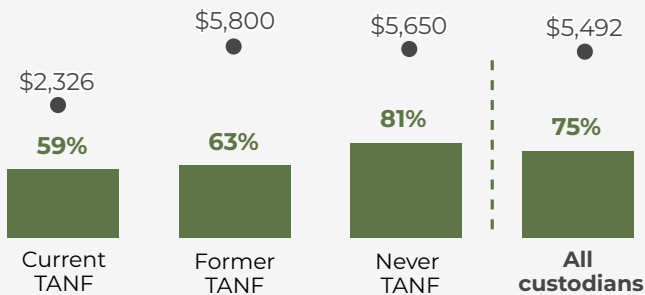


Talbot County

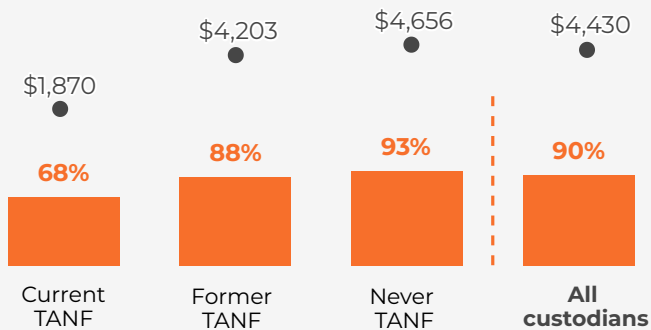
Profile of Custodians by TANF Receipt

Current Support

Percentage of custodians owed
**current support &
average amount owed**



Percentage of custodians owed current support and
**received a payment &
average amount received**



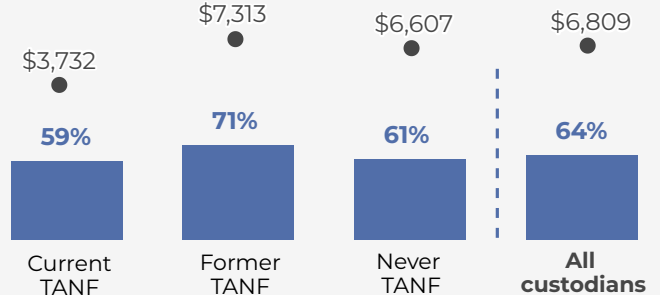
Among custodians who received payments
Percentage of current support received



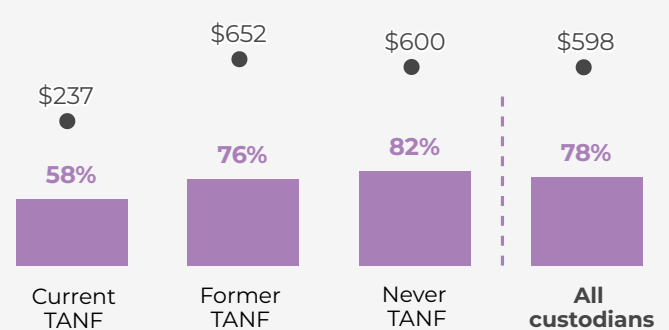
4% of current TANF custodians
received only pass-through

Past-due Support (Arrears)

Percentage of custodians owed
**arrears &
median amount owed**

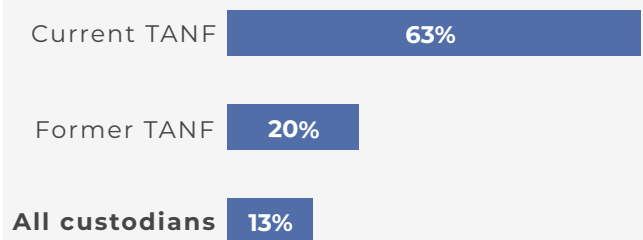


Percentage of custodians owed arrears and
**received a payment &
median amount received**

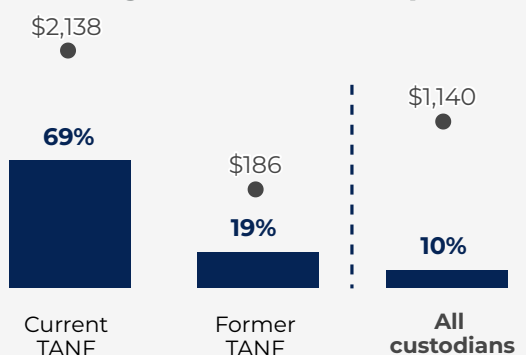


State-owed Support[#]

Percentage of arrears owed to the State



Percentage of custodians with a current support or arrears
**payment recouped by the State
& average amount recouped**



Notes:

Data are based on a stratified random sample of 439 custodians with active child support cases in July 2024. Categories are based on custodians' TANF receipt, defined by the presence of state-owed accounts. Valid percentages are reported to account for missing data. Percentages may not add up to 100% due to rounding. Values less than 4% are not labeled. For current support, amounts due and paid are based on the prior year from July 2023 to June 2024. For arrears, amounts due are based on July 2024 and amounts paid are based on the prior year from July 2023 to June 2024.

† Includes Asian, Native American, Alaskan Native, Native Hawaiian, and Other Pacific Islander.

^ Zero children represent custodians who do not have any children participating on the case. In most instances, this means the children have reached the age of majority.

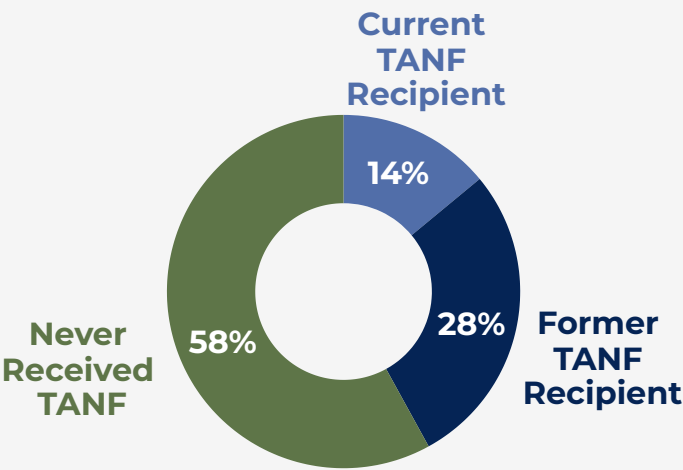
Only custodians who currently or formerly received TANF are required to sign over their rights to child support to the state. Those who have never received TANF are excluded from these figures as 100% of arrears are owed to custodians and no payments are recouped by the state.

Please see the Methods section for more information.

Washington County

Profile of Custodians by TANF Receipt

TANF Participation



Demographics

Gender

92% Female 8% Male

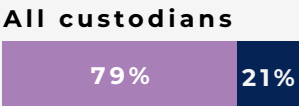
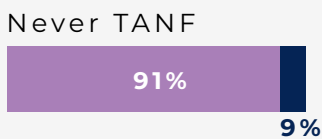
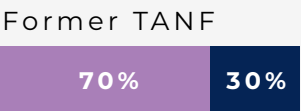
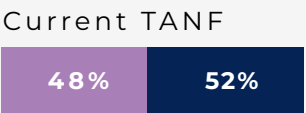


Race and Ethnicity


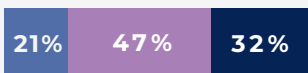
All custodians



Number of Cases per custodian



Number of Children per custodian



Zero One Two or more

Custodians who received SNAP

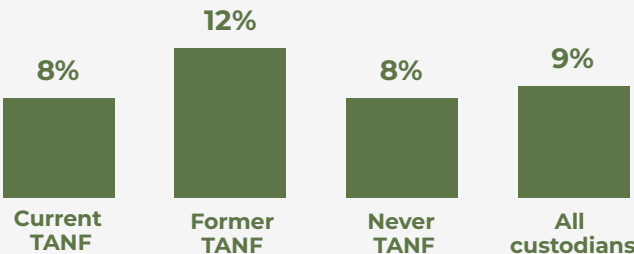
between July 2023 and June 2024



Average Age



Custodians with documented family violence

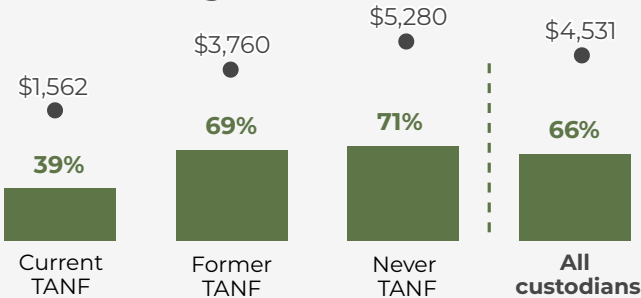


Washington County

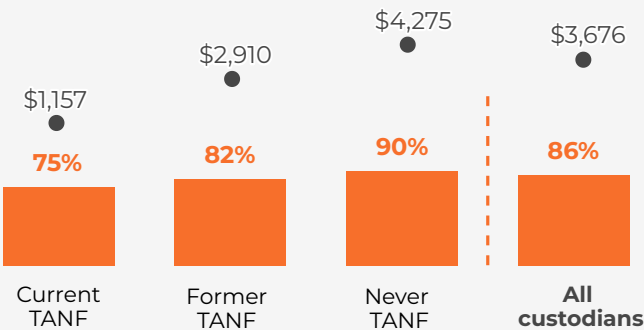
Profile of Custodians by TANF Receipt

Current Support

Percentage of custodians owed **current support & average amount owed**



Percentage of custodians owed current support and **received a payment & average amount received**



Among custodians who received payments
Percentage of current support received



9% of current TANF custodians received only pass-through

Notes:

Data are based on a stratified random sample of 881 custodians with active child support cases in July 2024. Categories are based on custodians' TANF receipt, defined by the presence of state-owed accounts. Valid percentages are reported to account for missing data. Percentages may not add up to 100% due to rounding. Values less than 4% are not labeled. For current support, amounts due and paid are based on the prior year from July 2023 to June 2024. For arrears, amounts due are based on July 2024 and amounts paid are based on the prior year from July 2023 to June 2024.

† Includes Asian, Native American, Alaskan Native, Native Hawaiian, and Other Pacific Islander.

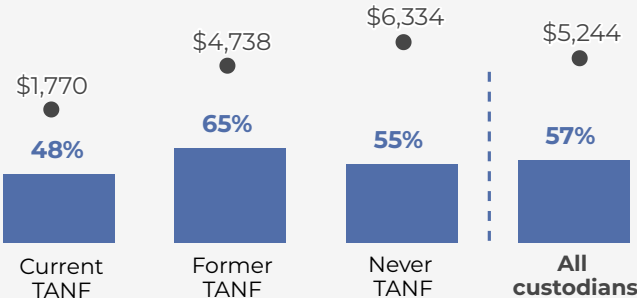
^ Zero children represent custodians who do not have any children participating on the case. In most instances, this means the children have reached the age of majority.

Only custodians who currently or formerly received TANF are required to sign over their rights to child support to the state. Those who have never received TANF are excluded from these figures as 100% of arrears are owed to custodians and no payments are recouped by the state.

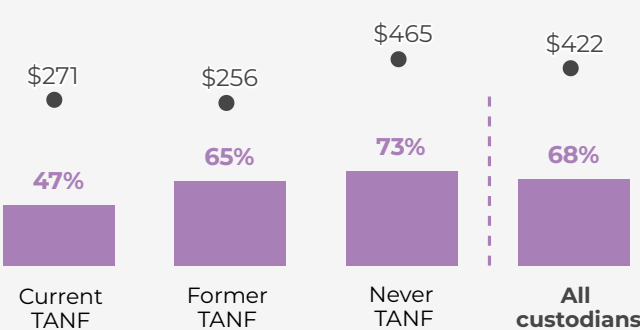
Please see the Methods section for more information.

Past-due Support (Arrears)

Percentage of custodians owed **arrears & median amount owed**

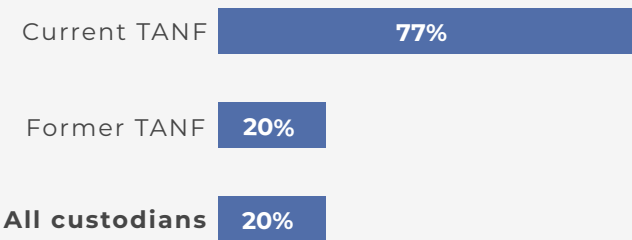


Percentage of custodians owed arrears and **received a payment & median amount received**

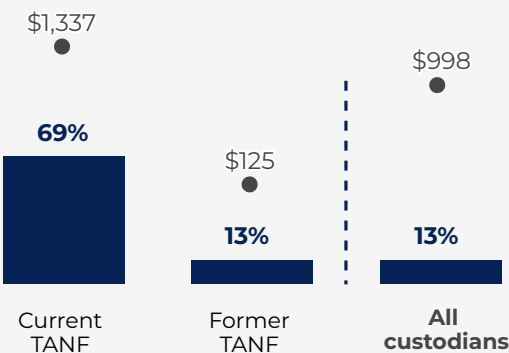


State-owed Support[#]

Percentage of arrears owed to the State



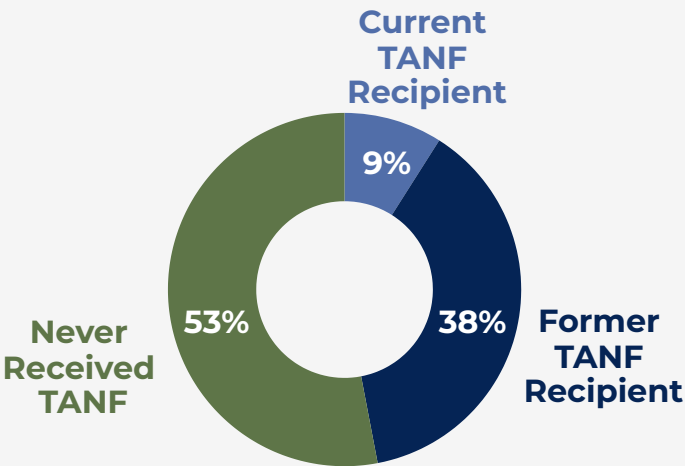
Percentage of custodians with a current support or arrears **payment recouped by the State & average amount recouped**



Wicomico County

Profile of Custodians by TANF Receipt

TANF Participation



Demographics

Gender

97% Female 3% Male

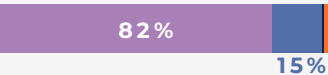


Race and Ethnicity


All custodians

63% 35%

Current TANF



Former TANF



Never TANF



● Black ● White ● Hispanic/Latinx ● Other[†]

Average Age

39

Current
TANF

45

Former
TANF

40

Never
TANF

42


All
custodians

Number of Cases per custodian

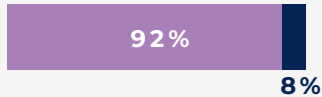
Current TANF



Former TANF




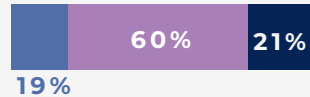
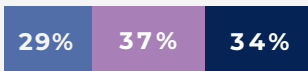
Never TANF



All custodians



Number of Children per custodian



● Zero ● One ● Two or more

Custodians who received SNAP

between July 2023 and June 2024

93%

Current
TANF

55%

Former
TANF

31%

Never
TANF

46%

All
custodians

Custodians with documented family violence

12%



Current
TANF

7%



Former
TANF

7%



Never
TANF

7%



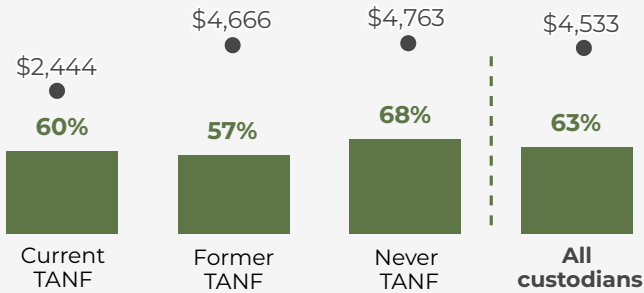
All
custodians

Wicomico County

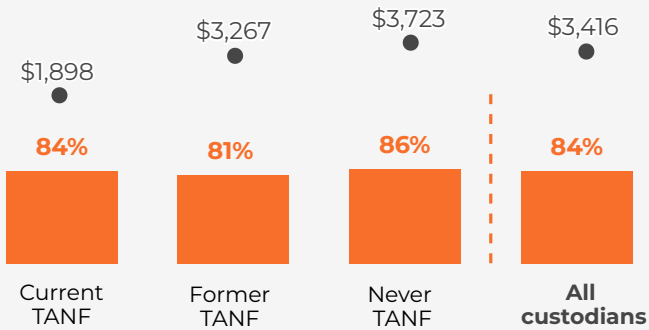
Profile of Custodians by TANF Receipt

Current Support

Percentage of custodians owed
**current support &
average amount owed**



Percentage of custodians owed current support and
**received a payment &
average amount received**



Among custodians who received payments
Percentage of current support received



6% of current TANF custodians
received only pass-through

Notes:

Data are based on a stratified random sample of 838 custodians with active child support cases in July 2024. Categories are based on custodians' TANF receipt, defined by the presence of state-owed accounts. Valid percentages are reported to account for missing data. Percentages may not add up to 100% due to rounding. Values less than 4% are not labeled. For current support, amounts due and paid are based on the prior year from July 2023 to June 2024. For arrears, amounts due are based on July 2024 and amounts paid are based on the prior year from July 2023 to June 2024.

† Includes Asian, Native American, Alaskan Native, Native Hawaiian, and Other Pacific Islander.

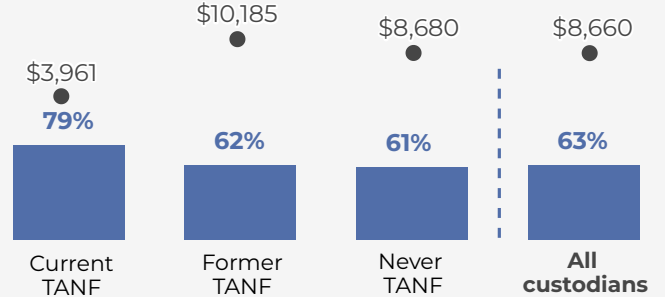
^ Zero children represent custodians who do not have any children participating on the case. In most instances, this means the children have reached the age of majority.

Only custodians who currently or formerly received TANF are required to sign over their rights to child support to the state. Those who have never received TANF are excluded from these figures as 100% of arrears are owed to custodians and no payments are recouped by the state.

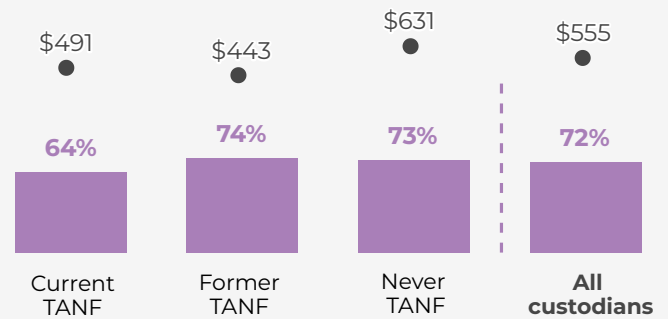
Please see the Methods section for more information.

Past-due Support (Arrears)

Percentage of custodians owed
**arrears &
median amount owed**

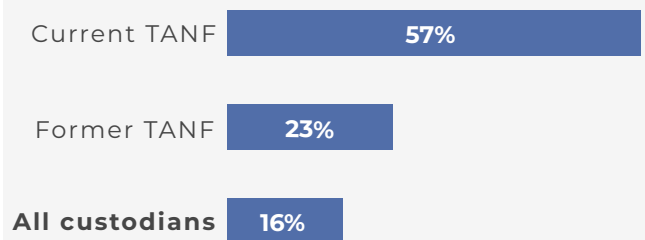


Percentage of custodians owed arrears and
**received a payment &
median amount received**

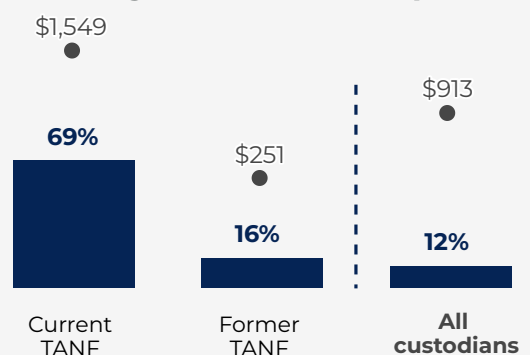


State-owed Support[#]

Percentage of arrears owed to the State



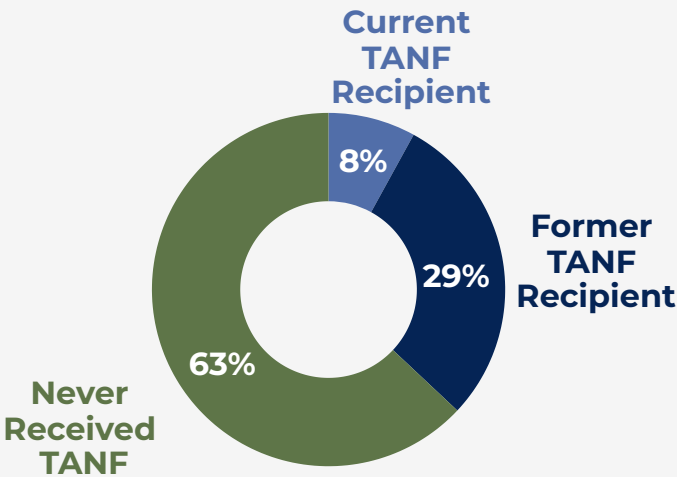
Percentage of custodians with a current support or arrears
**payment recouped by the State
& average amount recouped**



Worcester County

Profile of Custodians by TANF Receipt

TANF Participation



Demographics

Gender

93% Female 7% Male



Race and Ethnicity

All custodians

45% 53%

Number of Cases per custodian

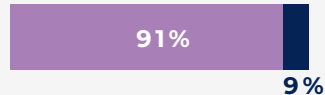
Current TANF



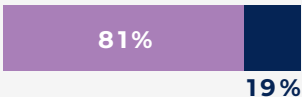
Former TANF



Never TANF

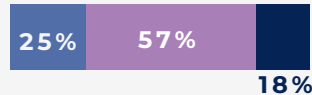
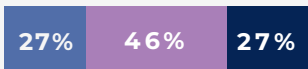


All custodians



● Zero ● One ● Two or more

Number of Children per custodian



Custodians who received SNAP

between July 2023 and June 2024

80% 55% 33% 43%

Current TANF Former TANF Never TANF All custodians

Average Age

43

Current TANF

45

Former TANF

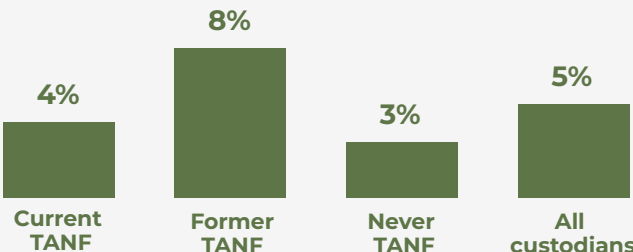
42

Never TANF

43

All custodians

Custodians with documented family violence

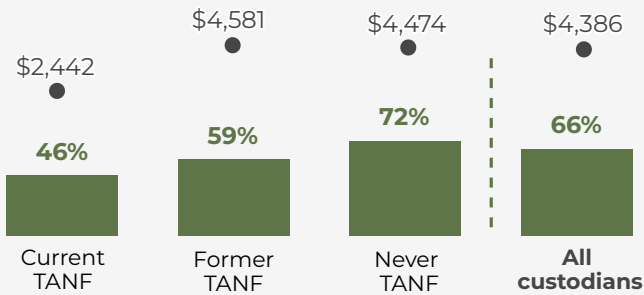


Worcester County

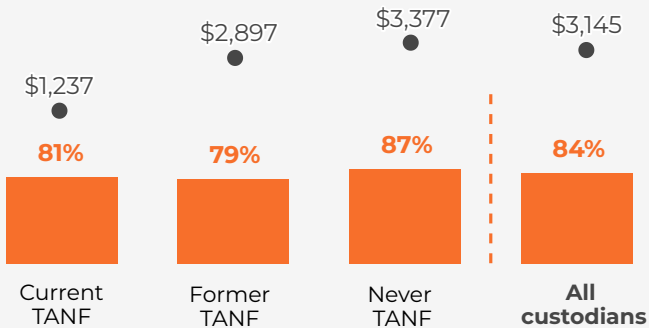
Profile of Custodians by TANF Receipt

Current Support

Percentage of custodians owed
**current support &
average amount owed**



Percentage of custodians owed current support and
**received a payment &
average amount received**



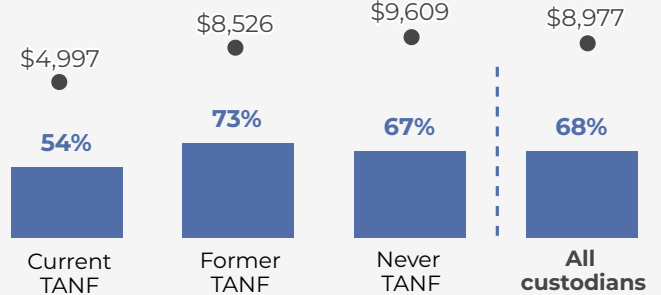
Among custodians who received payments
Percentage of current support received



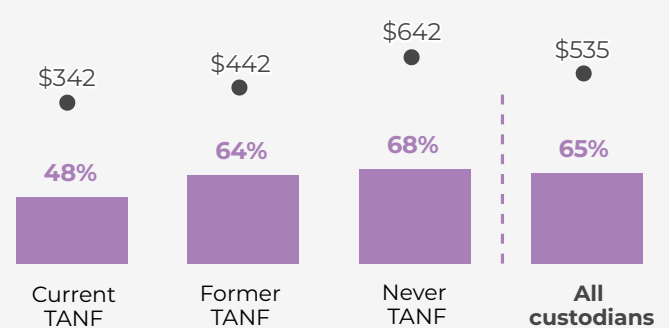
4% of current TANF custodians
received only pass-through

Past-due Support (Arrears)

Percentage of custodians owed
**arrears &
median amount owed**

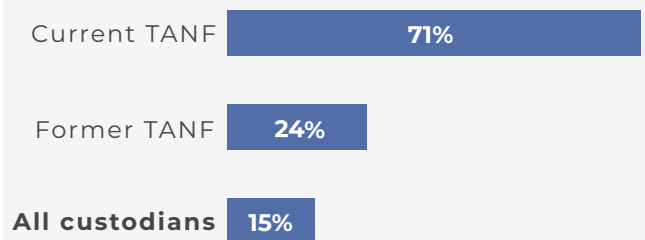


Percentage of custodians owed arrears and
**received a payment &
median amount received**

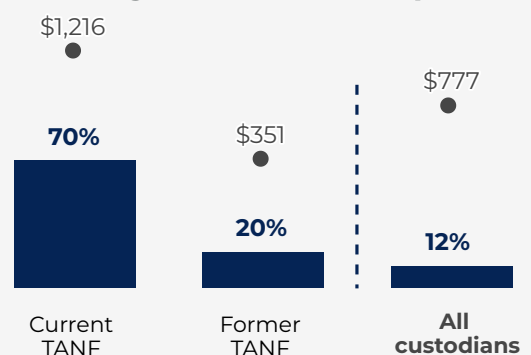


State-owned Support[#]

Percentage of arrears owed to the State



Percentage of custodians with a current support or arrears
**payment recouped by the State
& average amount recouped**



Notes:

Data are based on a stratified random sample of 558 custodians with active child support cases in July 2024. Categories are based on custodians' TANF receipt, defined by the presence of state-owned accounts. Valid percentages are reported to account for missing data. Percentages may not add up to 100% due to rounding. Values less than 4% are not labeled. For current support, amounts due and paid are based on the prior year from July 2023 to June 2024. For arrears, amounts due are based on July 2024 and amounts paid are based on the prior year from July 2023 to June 2024.

† Includes Asian, Native American, Alaskan Native, Native Hawaiian, and Other Pacific Islander.

^ Zero children represent custodians who do not have any children participating on the case. In most instances, this means the children have reached the age of majority.

Only custodians who currently or formerly received TANF are required to sign over their rights to child support to the state. Those who have never received TANF are excluded from these figures as 100% of arrears are owed to custodians and no payments are recouped by the state.

Please see the Methods section for more information.